

March 1 U.S. Holdings

Sponsored by



80.6 Million Fresh-Market Holdings

DOWN
4% YOY

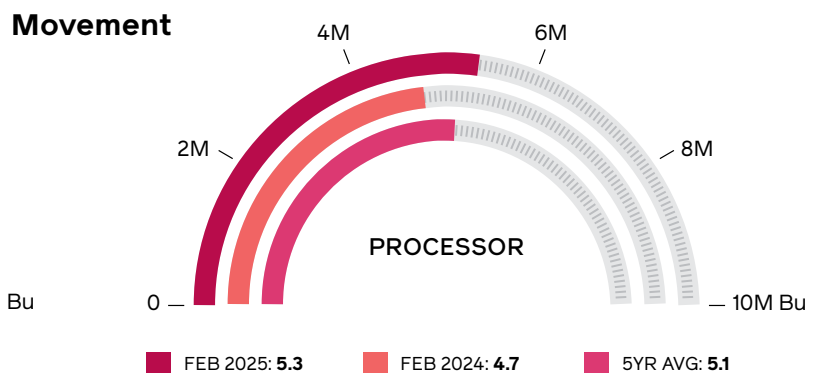
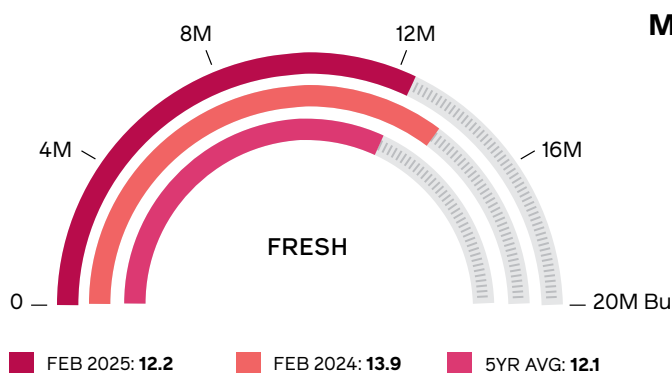
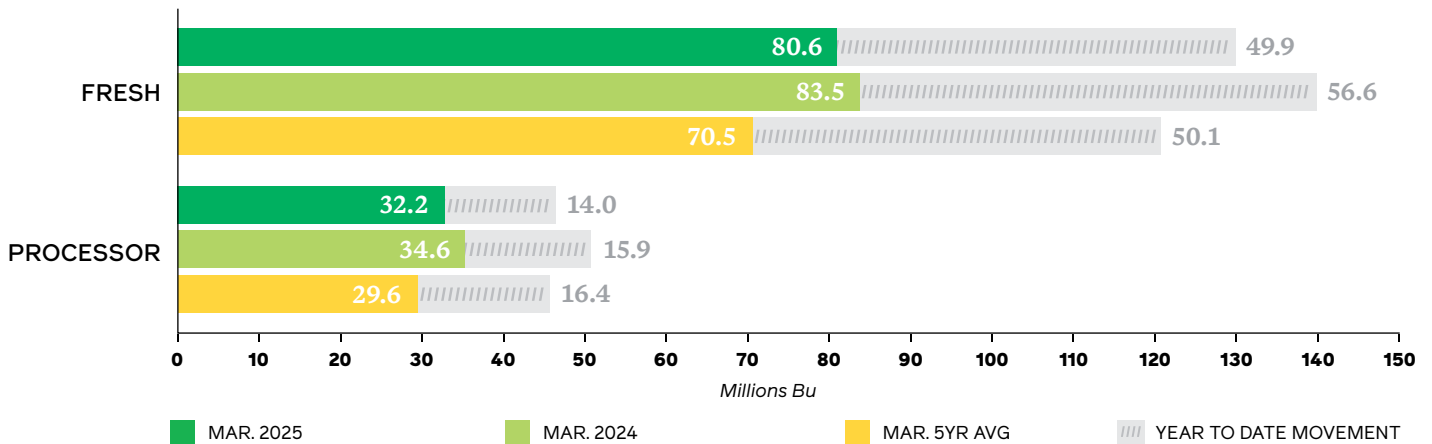
U.S. fresh apple holdings on March 1, 2025 totaled 80.6 million bushels, 4 percent less than the inventories reported last March and 14 percent more than the March five-year average.

32.2 Million Processing Apple Holdings

DOWN
7% YOY

U.S. processing apple holdings on March 1, 2025 totaled 32.2 million bushels, 7 percent less than the inventories reported last March and 9 percent more than the March five-year average.

Holdings



Tables & Figures

TABLES

Table 1:	USAppleTracker Summary.....	2
Table 2:	U.S. Apple Holdings: State Summary.....	3
Table 3:	U.S. Apple Holdings: Variety Summary.....	3
Table 4:	U.S. Apple Holdings: State History.....	4
Table 5:	U.S. Apple Holdings: Variety History.....	4
Table 6:	U.S. Apple Holdings: Total Detail.....	5
Table 7:	U.S. Apple Holdings: Fresh Detail.....	6
Table 8:	U.S. Apple Holdings: Processing Detail.....	7
Table 9:	U.S. Apple Movement: State Summary.....	8
Table 10:	U.S. Apple Movement: Variety Summary.....	8
Table 11:	U.S. Apple Movement: State History.....	9
Table 12:	U.S. Apple Movement: Variety History.....	9
Table 13:	U.S. Apple Performance: Variety Detail.....	10
Table 14:	European Apple Holdings: Country Summary.....	12
Table 15:	European Apple Holdings: Variety Summary.....	12

FIGURES

Figure 1:	U.S. Fresh Apple Exports.....	11
Figure 2:	U.S. Fresh Apple Imports.....	11
Figure 3:	U.S. Fresh Apple Net Trade: Crop YTD.....	11
Figure 4:	U.S. Apple Juice Concentrate Net Trade: Crop YTD.....	11

Table 1:
USAppleTracker
Summary
(Millions of 42-lb Bushels)

MARCH 2025		2024/25	2023/24	5-YR AVERAGE
Total Holdings		112.7	118.2	100.1
By Use	Fresh	80.6	83.5	70.5
	Processing	32.2	34.6	29.6
By Storage Type	Regular	26.0	25.6	21.1
	CA	86.8	92.5	79.0
Total Movement (prior month)		(17.4)	(18.6)	(17.2)
By Use	Fresh	(12.2)	(13.9)	(12.1)
	Processing	(5.3)	(4.7)	(5.1)
By Storage Type	Regular	(4.6)	(4.7)	(3.9)
	CA	(12.9)	(13.9)	(13.2)



Table 2: U.S. Apple Holdings: State Summary (42-lb Bushels)

MARCH 2025	TOTAL		FRESH		PROCESSING	
	REGULAR	CONTROLLED ATMOSPHERE	REGULAR	CONTROLLED ATMOSPHERE	REGULAR	CONTROLLED ATMOSPHERE
United States	25,962,485	86,776,474	18,625,153	61,929,059	7,337,332	24,847,416
California	37,115	108,047	0	65,629	37,115	42,417
Connecticut	14,844	11,748	14,844	9,749	0	1,999
Idaho	22,560	118,100	22,560	78,100	0	40,000
Indiana	18,852	10,015	17,085	0	1,767	10,015
Maryland	24,719	3,684	23,978	594	741	3,090
Massachusetts	22,936	5,302	22,936	5,302	0	0
Michigan	611,000	4,436,000	154,000	2,445,000	457,000	1,991,000
North Carolina	192,168	194,910	1,767	65,099	190,401	129,811
New Hampshire	10,337	2,820	10,337	2,820	0	0
New York	2,546,416	6,253,469	641,936	3,141,663	1,904,480	3,111,806
Ohio	35,309	17,860	35,309	16,438	0	1,422
Oregon	77,071	838,860	56,472	610,080	20,599	228,780
Pennsylvania	341,514	1,911,733	78,111	737,934	263,403	1,173,798
Virginia	221,020	810,586	113,979	97,520	107,042	713,066
Washington	21,768,928	71,887,263	17,417,162	54,533,314	4,351,766	17,353,949
West Virginia	9,426	100,447	9,426	58,324	0	42,123
Other States	8,271	65,631	5,252	61,492	3,018	4,138

Other States include Delaware, Maine, Utah, Wisconsin and any other suppressed (S) state data.

Table 3: U.S. Apple Holdings: Variety Summary (42-lb Bushels)

MARCH 2025	TOTAL		FRESH		PROCESSING	
	REGULAR	CONTROLLED ATMOSPHERE	REGULAR	CONTROLLED ATMOSPHERE	REGULAR	CONTROLLED ATMOSPHERE
Total Varieties	25,962,485	86,776,474	18,625,153	61,929,059	7,337,332	24,847,416
Ambrosia	806,356	1,252,501	700,071	1,061,933	106,286	190,569
Cortland	154,468	216,113	39,383	57,789	115,085	158,324
Cosmic Crisp ®	4,010,881	7,343,404	3,494,625	5,613,946	516,256	1,729,458
Empire	202,311	353,240	93,888	302,678	108,424	50,562
Envy ®	1,419,537	1,347,129	1,174,260	1,080,978	245,277	266,152
Fuji	2,211,864	7,943,464	1,753,356	6,185,439	458,508	1,758,025
Gala	1,611,558	14,935,349	1,230,399	12,095,863	381,159	2,839,486
Golden Delicious	1,358,047	4,862,305	717,972	2,382,044	640,075	2,480,261
Granny Smith	2,435,376	10,578,558	1,772,693	8,279,780	662,683	2,298,778
Honeycrisp	2,009,012	8,411,371	1,297,950	4,864,034	711,063	3,547,337
Idared	517,762	1,314,512	2,900	81,849	514,862	1,232,662
Jonathan	8,071	127,536	2,071	33,095	6,000	94,440
McIntosh	482,354	774,715	237,126	397,407	245,228	377,309
Mutsu/Crispin	88,691	305,712	3,030	47,113	85,661	258,599
Newtown Pippin	37,115	37,174	0	25,321	37,115	11,853
Pink Lady/Cripps Pink	4,521,526	5,409,705	3,828,779	4,226,203	692,747	1,183,503
Red Delicious	1,854,824	13,679,097	1,417,517	11,496,921	437,307	2,182,176
Rome	483,067	1,612,123	21,894	88,104	461,173	1,524,019
Rome Sport	494	34,356	0	34,356	494	0
Spartan	9,371	135,292	530	116,472	8,841	18,820
Stayman	8,363	15,093	6,997	921	1,367	14,171
York	63,342	721,830	679	35,447	62,663	686,383
Other Varieties	1,668,094	5,365,893	829,034	3,421,363	839,060	1,944,530



Table 4:
U.S. Apple Holdings:
State History
(42-lb Bushels)

MARCH 2025	TOTAL			FRESH			PROCESSING		
	2024/25	2023/24	5-YR AVERAGE	2024/25	2023/24	5-YR AVERAGE	2024/25	2023/24	5-YR AVERAGE
United States	112,738,959	118,165,125	100,135,962	80,554,212	83,546,150	70,546,762	32,184,748	34,618,975	29,589,200
California	145,162	183,774	158,383	65,629	93,074	78,666	79,533	90,700	79,717
Connecticut	26,592	42,886	29,568	24,593	35,738	25,744	1,999	7,148	3,825
Idaho	140,660	130,106	121,192	100,660	66,574	96,483	40,000	63,532	24,709
Indiana	28,867	29,828	26,429	17,085	17,653	15,641	11,783	12,175	10,787
Maryland	28,403	314,564	241,432	24,572	197,338	134,887	3,831	117,226	106,545
Massachusetts	28,238	34,966	32,990	28,238	34,966	32,697	0	0	293
Michigan	5,047,000	7,429,000	5,321,800	2,599,000	4,357,000	2,589,600	2,448,000	3,072,000	2,732,200
North Carolina	387,078	466,709	317,530	66,866	131,801	78,387	320,212	334,908	239,143
New Hampshire	13,157	2,305	4,393	13,157	1,065	4,045	0	1,240	348
New York	8,799,885	8,739,231	7,390,498	3,783,599	4,553,509	3,686,565	5,016,286	4,185,722	3,703,933
Ohio	53,169	21,873	34,022	51,747	20,403	30,514	1,422	1,469	3,508
Oregon	915,931	997,153	739,843	666,552	630,072	540,327	249,379	367,081	199,515
Pennsylvania	2,253,246	4,884,247	3,815,837	816,045	2,080,257	1,067,234	1,437,201	2,803,991	2,748,603
Virginia	1,031,607	1,159,224	1,276,446	211,499	250,335	228,563	820,108	908,889	1,047,883
Washington	93,656,190	93,593,333	80,425,757	71,950,476	70,984,762	61,851,332	21,705,714	22,608,571	18,574,426
West Virginia	109,873	113,527	172,405	67,750	70,003	62,027	42,123	43,524	110,379
Other States	73,901	22,400	27,436	66,744	21,600	24,050	7,157	800	3,386

Other States include Delaware, Maine, Utah, Wisconsin and any other suppressed (S) state data.

Table 5:
U.S. Apple Holdings:
Variety History
(42-lb Bushels)

MARCH 2025	TOTAL			FRESH			PROCESSING		
	2024/25	2023/24	5-YR AVERAGE	2024/25	2023/24	5-YR AVERAGE	2024/25	2023/24	5-YR AVERAGE
Total Varieties	112,738,959	118,165,125	100,135,962	80,554,212	83,546,150	70,546,762	32,184,748	34,618,975	29,589,200
Ambrosia	2,058,857	2,295,406	1,413,478	1,762,003	1,843,370	1,132,146	296,854	452,036	281,331
Cortland	370,581	369,343	313,031	97,172	102,594	112,643	273,409	266,749	200,389
Cosmic Crisp ®	11,354,286	7,223,810	3,403,666	9,108,571	5,846,667	2,725,571	2,245,714	1,377,143	678,095
Empire	555,551	835,511	799,521	396,566	567,282	544,276	158,985	268,229	255,245
Envy ®	2,766,667	1,837,143	367,429	2,255,238	1,661,905	332,381	511,429	175,238	35,048
Fuji	10,155,327	10,416,657	10,657,206	7,938,795	8,214,178	8,448,326	2,216,533	2,202,479	2,208,881
Gala	16,546,907	15,332,382	15,880,498	13,326,262	12,642,539	13,073,384	3,220,645	2,689,843	2,807,114
Golden Delicious	6,220,352	8,102,443	6,825,522	3,100,016	3,466,095	3,412,337	3,120,336	4,636,347	3,413,185
Granny Smith	13,013,934	14,142,909	11,650,781	10,052,473	10,803,438	8,900,316	2,961,461	3,339,471	2,750,465
Honeycrisp	10,420,383	17,364,674	12,362,875	6,161,984	11,038,439	7,490,924	4,258,399	6,326,235	4,871,952
Idared	1,832,273	1,398,988	1,479,113	84,749	93,342	86,673	1,747,524	1,305,646	1,392,440
Jonathan	135,606	165,701	162,448	35,166	69,970	50,838	100,440	95,731	111,609
McIntosh	1,257,069	1,380,187	1,258,083	634,533	702,161	731,796	622,536	678,026	526,287
Mutsu/Crispin	394,403	358,233	300,248	50,143	43,224	33,479	344,260	315,009	266,769
Newtown Pippin	74,289	87,717	77,647	25,321	34,685	31,281	48,969	53,032	46,366
Pink Lady/Cripps Pink	9,931,231	7,101,353	5,890,878	8,054,982	5,701,195	4,781,170	1,876,249	1,400,158	1,109,709
Red Delicious	15,533,921	17,293,258	16,541,956	12,914,438	14,111,942	13,386,621	2,619,483	3,181,316	3,155,335
Rome	2,095,190	2,146,916	2,244,042	109,998	117,801	131,272	1,985,192	2,029,115	2,112,770
Rome Sport	34,850	32,432	44,097	34,356	24,576	20,141	494	7,856	23,956
Spartan	144,664	201,939	123,884	117,003	162,127	110,177	27,661	39,811	13,708
Stayman	23,456	79,881	71,243	7,918	7,662	7,351	15,538	72,220	63,893
York	785,173	1,089,469	1,155,418	36,126	37,548	29,053	749,047	1,051,921	1,126,365
Other Varieties	7,033,988	8,908,772	6,954,558	4,250,398	6,253,410	4,855,328	2,783,590	2,655,362	2,099,230



Table 6: U.S. Apple Holdings: Total Detail (42-lb Bushels)

Other States include Delaware, Maine, Utah, Wisconsin and any other suppressed (S) state data.

MARCH 2025	STORAGE TYPE	US	CA	CT	ID	IN	MD	MA	MI	NC	NH	NY	OH	OR	PA	VA	WA	WV	OTHER STATES
Ambrosia	Total	2,058,857	0	0	0	0	0	0	0	0	0	35,692	500	0	12,942	0	2,009,524	0	200
	CA	1,252,501	0	0	0	0	0	0	0	0	0	33,845	0	0	12,942	0	1,205,714	0	0
Cortland	Total	370,581	0	2,157	0	0	0	1,767	0	0	3,632	343,625	188	0	2,319	9,794	0	2,357	4,743
	CA	216,113	0	270	0	0	0	0	0	0	1,138	197,270	71	0	471	9,794	0	2,357	4,743
Cosmic Crisp ®	Total	11,354,286	0	0	0	0	0	0	0	0	0	0	0	0	0	0	11,354,286	0	0
	CA	7,343,404	0	0	0	0	0	0	0	0	0	0	0	0	0	0	7,343,404	0	0
Empire	Total	555,551	7,305	3,758	0	0	0	0	34,000	8,542	867	489,290	259	0	4,462	2,844	0	3,535	690
	CA	353,240	7,305	279	0	0	0	0	21,000	8,542	345	310,651	212	0	2,062	2,844	0	0	0
Envy ®	Total	2,766,667	0	0	0	0	0	0	0	0	0	0	0	0	0	0	2,766,667	0	0
	CA	1,347,129	0	0	0	0	0	0	0	0	0	0	0	0	0	0	1,347,129	0	0
Fuji	Total	10,155,327	4,124	184	0	0	11,034	1,160	756,000	3,829	0	428,772	5,470	162,421	198,603	19,969	8,559,048	4,713	0
	CA	7,943,464	4,124	184	0	0	0	0	695,000	3,829	0	375,352	4,235	149,864	176,562	13,307	6,518,650	2,357	0
Gala	Total	16,546,907	0	295	17,720	11,783	0	0	925,000	15,907	1,160	727,315	8,268	90,885	205,455	17,947	14,509,524	2,946	12,703
	CA	14,935,349	0	0	17,720	10,015	0	0	869,000	15,907	1,121	631,028	858	53,966	175,237	12,554	13,132,295	2,946	12,703
Golden Delicious	Total	6,220,352	75,998	295	25,960	0	2,928	0	481,000	126,114	574	618,420	6,981	18	560,060	260,973	4,045,714	15,317	0
	CA	4,862,305	75,998	0	25,960	0	584	0	406,000	56,528	0	448,662	4,913	0	490,160	217,589	3,120,593	15,317	0
Granny Smith	Total	13,013,934	0	253	9,880	1,178	689	0	0	0	0	113,175	6,963	140,102	57,203	10,983	12,660,000	0	13,508
	CA	10,578,558	0	213	0	0	119	0	0	0	0	94,876	846	129,624	50,880	2,848	10,285,645	0	13,508
Honeycrisp	Total	10,420,383	0	0	0	0	0	1,178	41,000	0	287	259,949	646	116,651	21,256	1,021	9,944,762	0	33,633
	CA	8,411,371	0	0	0	0	0	1,178	39,000	0	0	184,255	0	101,288	8,953	0	8,046,513	0	30,183
Idared	Total	1,832,273	0	2,165	0	0	1	0	388,000	0	0	1,394,188	353	0	9,708	37,859	0	0	0
	CA	1,314,512	0	1,988	0	0	0	0	338,000	0	0	942,587	247	0	0	31,690	0	0	0
Jonathan	Total	135,606	0	0	0	0	0	2,946	107,000	0	0	20,582	0	0	5,008	71	0	0	0
	CA	127,536	0	0	0	0	0	2,946	99,000	0	0	20,582	0	0	5,008	0	0	0	0
McIntosh	Total	1,257,069	0	6,022	0	0	0	15,412	254,000	1,178	1,593	964,607	1,182	0	6,730	1,852	0	0	4,494
	CA	774,715	0	1,665	0	0	0	0	213,000	1,178	0	551,729	188	0	648	1,813	0	0	4,494
Mutsu/ Crispin	Total	394,403	0	0	0	0	0	0	0	0	1,724	386,657	188	0	2,951	2,884	0	0	0
	CA	305,712	0	0	0	0	0	0	0	0	0	303,026	106	0	0	2,581	0	0	0
Newtown Pippin	Total	74,289	57,735	0	0	0	0	0	0	11,783	0	0	0	0	943	3,829	0	0	0
	CA	37,174	20,620	0	0	0	0	0	0	11,783	0	0	0	0	943	3,829	0	0	0
Pink Lady/ Cripps Pink	Total	9,931,231	0	2,455	12,680	0	335	1,178	23,000	17,085	0	122,611	3,000	178,990	39,099	64,111	9,434,286	32,402	0
	CA	5,409,705	0	1,160	0	0	0	1,178	18,000	17,085	0	116,856	0	177,254	36,006	62,852	4,946,912	32,402	0
Red Delicious	Total	15,533,921	0	1,031	74,420	9,426	10,866	1,178	652,000	8,607	157	499,649	12,892	226,864	184,818	125,128	13,684,762	42,123	0
	CA	13,679,097	0	156	74,420	0	594	0	608,000	8,607	0	344,934	3,422	226,864	173,239	36,036	12,160,702	42,123	0
Rome	Total	2,095,190	0	0	0	5,302	205	0	449,000	171,079	0	1,100,055	0	0	228,602	140,947	0	0	0
	CA	1,612,123	0	0	0	0	205	0	413,000	50,264	0	824,651	0	0	204,247	119,756	0	0	0
Rome Sport	Total	34,850	0	0	0	0	0	0	0	0	0	31,410	0	0	494	0	0	2,946	0
	CA	34,356	0	0	0	0	0	0	0	0	0	31,410	0	0	0	0	0	2,946	0
Spartan	Total	144,664	0	0	0	0	0	0	0	8,837	0	133,550	0	0	825	1,452	0	0	0
	CA	135,292	0	0	0	0	0	0	0	8,837	0	124,179	0	0	825	1,452	0	0	0
Stayman	Total	23,456	0	177	0	1,178	90	0	0	0	0	1,178	0	0	1,601	16,286	0	2,946	0
	CA	15,093	0	0	0	0	0	0	0	0	0	0	0	0	471	14,621	0	0	0
York	Total	785,173	0	0	0	0	2,147	0	0	7,070	0	46,769	0	0	544,963	183,635	0	589	0
	CA	721,830	0	0	0	0	2,147	0	0	7,070	0	46,769	0	0	497,755	168,090	0	0	0
Others	Total	7,033,988	0	7,802	0	0	108	3,418	937,000	7,048	3,162	1,082,393	6,279	0	165,206	130,021	4,687,619	0	3,931
	CA	5,365,893	0	5,833	0	0	35	0	717,000	5,281	216	670,805	2,764	0	75,325	108,930	3,779,704	0	0
Total Varieties	Total	112,738,959	145,162	26,592	140,660	28,867	28,403	28,238	5,047,000	387,078	13,157	8,799,885	53,169	915,931	2,253,246	1,031,607	93,656,190	109,873	73,901
	CA	86,776,474	108,047	11,748	118,100	10,015	3,684	5,302	4,436,000	194,910	2,820	6,253,469	17,860	838,860	1,911,733	810,586	71,887,263	100,447	65,631



Table 7: U.S. Apple Holdings: Fresh Detail (42-lb Bushels)

Other States include Delaware, Maine, Utah, Wisconsin and any other suppressed (S) state data.

MARCH 2025	STORAGE TYPE	US	CA	CT	ID	IN	MD	MA	MI	NC	NH	NY	OH	OR	PA	VA	WA	WV	OTHER STATES
Ambrosia	Total	1,762,003	0	0	0	0	0	0	0	0	0	4,687	500	0	12,807	0	1,743,810	0	200
	CA	1,061,933	0	0	0	0	0	0	0	0	0	2,840	0	0	12,807	0	1,046,286	0	0
Cortland	Total	97,172	0	2,157	0	0	0	1,767	0	0	3,632	80,441	188	0	2,319	0	0	2,357	4,312
	CA	57,789	0	270	0	0	0	0	0	0	1,138	49,171	71	0	471	0	0	2,357	4,312
Cosmic Crisp ®	Total	9,108,571	0	0	0	0	0	0	0	0	0	0	0	0	0	0	9,108,571	0	0
	CA	5,613,946	0	0	0	0	0	0	0	0	0	0	0	0	0	0	5,613,946	0	0
Empire	Total	396,566	825	3,758	0	0	0	0	7,000	6,480	867	367,195	259	0	4,111	1,847	0	3,535	690
	CA	302,678	825	279	0	0	0	0	5,000	6,480	345	285,628	212	0	2,062	1,847	0	0	0
Envy ®	Total	2,255,238	0	0	0	0	0	0	0	0	0	0	0	0	0	0	2,255,238	0	0
	CA	1,080,978	0	0	0	0	0	0	0	0	0	0	0	0	0	0	1,080,978	0	0
Fuji	Total	7,938,795	0	184	0	0	11,034	1,160	714,000	2,946	0	401,651	5,470	119,672	150,616	14,968	6,512,381	4,713	0
	CA	6,185,439	0	184	0	0	0	0	677,000	2,946	0	351,760	4,235	108,992	139,934	8,906	4,889,126	2,357	0
Gala	Total	13,326,262	0	295	17,720	0	0	0	779,000	14,728	1,160	684,848	8,268	68,088	185,527	15,176	11,540,000	0	11,451
	CA	12,095,863	0	0	17,720	0	0	0	743,000	14,728	1,121	621,617	858	39,248	170,759	9,827	10,465,533	0	11,451
Golden Delicious	Total	3,100,016	53,022	295	5,960	0	2,344	0	41,000	1,178	574	53,830	6,981	18	130,746	34,465	2,754,286	15,317	0
	CA	2,382,044	53,022	0	5,960	0	0	0	28,000	1,178	0	47,918	4,913	0	124,516	12,050	2,089,169	15,317	0
Granny Smith	Total	10,052,473	0	250	9,880	1,178	0	0	0	0	0	46,234	6,963	102,628	51,888	8,115	9,814,286	0	11,052
	CA	8,279,780	0	210	0	0	0	0	0	0	0	46,220	846	94,272	50,585	667	8,075,928	0	11,052
Honeycrisp	Total	6,161,984	0	0	0	0	0	1,178	40,000	0	287	194,369	646	80,752	21,256	1,021	5,791,429	0	31,046
	CA	4,864,034	0	0	0	0	0	1,178	38,000	0	0	163,605	0	73,664	8,953	0	4,548,451	0	30,183
Idared	Total	84,749	0	177	0	0	0	0	5,000	0	0	79,172	353	0	0	48	0	0	0
	CA	81,849	0	0	0	0	0	0	4,000	0	0	77,602	247	0	0	0	0	0	0
Jonathan	Total	35,166	0	0	0	0	0	2,946	11,000	0	0	16,142	0	0	5,008	71	0	0	0
	CA	33,095	0	0	0	0	0	2,946	9,000	0	0	16,142	0	0	5,008	0	0	0	0
McIntosh	Total	634,533	0	6,018	0	0	0	15,412	122,000	884	1,593	477,212	1,182	0	5,700	39	0	0	4,494
	CA	397,407	0	1,661	0	0	0	0	116,000	884	0	273,532	188	0	648	0	0	0	4,494
Mutsu/ Crispin	Total	50,143	0	0	0	0	0	0	0	0	1,724	47,916	188	0	12	303	0	0	0
	CA	47,113	0	0	0	0	0	0	0	0	0	47,008	106	0	0	0	0	0	0
Newtown Pippin	Total	25,321	11,783	0	0	0	0	0	0	9,426	0	0	0	0	943	3,170	0	0	0
	CA	25,321	11,783	0	0	0	0	0	0	9,426	0	0	0	0	943	3,170	0	0	0
Pink Lady/ Cripps Pink	Total	8,054,982	0	2,455	12,680	0	328	1,178	17,000	11,783	0	120,066	3,000	130,402	31,346	54,269	7,670,476	0	0
	CA	4,226,203	0	1,160	0	0	0	1,178	13,000	11,783	0	114,311	0	128,912	29,353	53,996	3,872,511	0	0
Red Delicious	Total	12,914,438	0	1,031	54,420	9,426	10,866	1,178	533,000	4,713	157	362,431	11,470	164,992	170,579	70,065	11,484,762	35,348	0
	CA	11,496,921	0	156	54,420	0	594	0	519,000	4,713	0	294,709	2,000	164,992	162,635	5,452	10,252,903	35,348	0
Rome	Total	109,998	0	0	0	5,302	0	0	2,000	0	0	100,967	0	0	989	740	0	0	0
	CA	88,104	0	0	0	0	0	0	0	0	0	87,115	0	0	989	0	0	0	0
Rome Sport	Total	34,356	0	0	0	0	0	0	0	0	0	31,410	0	0	0	0	0	2,946	0
	CA	34,356	0	0	0	0	0	0	0	0	0	31,410	0	0	0	0	0	2,946	0
Spartan	Total	117,003	0	0	0	0	0	0	0	5,891	0	109,230	0	0	825	1,057	0	0	0
	CA	116,472	0	0	0	0	0	0	0	5,891	0	108,699	0	0	825	1,057	0	0	0
Stayman	Total	7,918	0	177	0	1,178	0	0	0	0	0	1,178	0	0	1,361	1,078	0	2,946	0
	CA	921	0	0	0	0	0	0	0	0	0	0	0	0	471	450	0	0	0
York	Total	36,126	0	0	0	0	0	0	0	7,070	0	25,922	0	0	2,357	189	0	589	0
	CA	35,447	0	0	0	0	0	0	0	7,070	0	25,922	0	0	2,357	99	0	0	0
Others	Total	4,250,398	0	7,798	0	0	0	3,418	328,000	1,767	3,162	578,699	6,279	0	37,658	4,878	3,275,238	0	3,500
	CA	3,421,363	0	5,829	0	0	0	0	293,000	0	216	496,452	2,764	0	24,619	0	2,598,484	0	0
Total Varieties	Total	80,554,212	65,629	24,593	100,660	17,085	24,572	28,238	2,599,000	66,866	13,157	3,783,599	51,747	666,552	816,045	211,499	71,950,476	67,750	66,744
	CA	61,929,059	65,629	9,749	78,100	0	594	5,302	2,445,000	65,099	2,820	3,141,663	16,438	610,080	737,934	97,520	54,533,314	58,324	61,492



Table 8: U.S. Apple Holdings: Processing Detail (42-lb Bushels)

Other States include Delaware, Maine, Utah, Wisconsin and any other suppressed (S) state data.

MARCH 2025	STORAGE TYPE	US	CA	CT	ID	IN	MD	MA	MI	NC	NH	NY	OH	OR	PA	VA	WA	WV	OTHER STATES
Ambrosia	Total	296,854	0	0	0	0	0	0	0	0	0	31,005	0	0	135	0	265,714	0	0
	CA	190,569	0	0	0	0	0	0	0	0	0	31,005	0	0	135	0	159,429	0	0
Cortland	Total	273,409	0	0	0	0	0	0	0	0	0	263,184	0	0	0	9,794	0	0	431
	CA	158,324	0	0	0	0	0	0	0	0	0	148,099	0	0	0	9,794	0	0	431
Cosmic Crisp ®	Total	2,245,714	0	0	0	0	0	0	0	0	0	0	0	0	0	0	2,245,714	0	0
	CA	1,729,458	0	0	0	0	0	0	0	0	0	0	0	0	0	0	1,729,458	0	0
Empire	Total	158,985	6,480	0	0	0	0	0	27,000	2,062	0	122,095	0	0	351	997	0	0	0
	CA	50,562	6,480	0	0	0	0	0	16,000	2,062	0	25,023	0	0	0	997	0	0	0
Envy ®	Total	511,429	0	0	0	0	0	0	0	0	0	0	0	0	0	0	511,429	0	0
	CA	266,152	0	0	0	0	0	0	0	0	0	0	0	0	0	0	266,152	0	0
Fuji	Total	2,216,533	4,124	0	0	0	0	0	42,000	884	0	27,121	0	42,749	47,987	5,001	2,046,667	0	0
	CA	1,758,025	4,124	0	0	0	0	0	18,000	884	0	23,592	0	40,872	36,628	4,401	1,629,524	0	0
Gala	Total	3,220,645	0	0	0	11,783	0	0	146,000	1,178	0	42,467	0	22,797	19,928	2,771	2,969,524	2,946	1,251
	CA	2,839,486	0	0	0	10,015	0	0	126,000	1,178	0	9,411	0	14,718	4,477	2,728	2,666,762	2,946	1,251
Golden Delicious	Total	3,120,336	22,976	0	20,000	0	584	0	440,000	124,936	0	564,590	0	0	429,314	226,508	1,291,429	0	0
	CA	2,480,261	22,976	0	20,000	0	584	0	378,000	55,350	0	400,744	0	0	365,644	205,539	1,031,424	0	0
Granny Smith	Total	2,961,461	0	3	0	0	689	0	0	0	0	66,941	0	37,474	5,316	2,868	2,845,714	0	2,456
	CA	2,298,778	0	3	0	0	119	0	0	0	0	48,656	0	35,352	295	2,181	2,209,717	0	2,456
Honeycrisp	Total	4,258,399	0	0	0	0	0	0	1,000	0	0	65,580	0	35,899	0	0	4,153,333	0	2,587
	CA	3,547,337	0	0	0	0	0	0	1,000	0	0	20,650	0	27,624	0	0	3,498,062	0	0
Idared	Total	1,747,524	0	1,988	0	0	1	0	383,000	0	0	1,315,016	0	0	9,708	37,811	0	0	0
	CA	1,232,662	0	1,988	0	0	0	0	334,000	0	0	864,984	0	0	0	31,690	0	0	0
Jonathan	Total	100,440	0	0	0	0	0	0	96,000	0	0	4,440	0	0	0	0	0	0	0
	CA	94,440	0	0	0	0	0	0	90,000	0	0	4,440	0	0	0	0	0	0	0
McIntosh	Total	622,536	0	4	0	0	0	0	132,000	295	0	487,395	0	0	1,030	1,813	0	0	0
	CA	377,309	0	4	0	0	0	0	97,000	295	0	278,197	0	0	0	1,813	0	0	0
Mutsu/ Crispin	Total	344,260	0	0	0	0	0	0	0	0	0	338,740	0	0	2,939	2,581	0	0	0
	CA	258,599	0	0	0	0	0	0	0	0	0	256,018	0	0	0	2,581	0	0	0
Newtown Pippin	Total	48,969	45,952	0	0	0	0	0	0	2,357	0	0	0	0	0	660	0	0	0
	CA	11,853	8,837	0	0	0	0	0	0	2,357	0	0	0	0	0	660	0	0	0
Pink Lady/ Cripps Pink	Total	1,876,249	0	0	0	0	7	0	6,000	5,302	0	2,545	0	48,588	7,753	9,842	1,763,810	32,402	0
	CA	1,183,503	0	0	0	0	0	0	5,000	5,302	0	2,545	0	48,342	6,653	8,856	1,074,402	32,402	0
Red Delicious	Total	2,619,483	0	0	20,000	0	0	0	119,000	3,894	0	137,217	1,422	61,872	14,239	55,063	2,200,000	6,775	0
	CA	2,182,176	0	0	20,000	0	0	0	89,000	3,894	0	50,225	1,422	61,872	10,604	30,584	1,907,799	6,775	0
Rome	Total	1,985,192	0	0	0	0	205	0	447,000	171,079	0	999,088	0	0	227,613	140,207	0	0	0
	CA	1,524,019	0	0	0	0	205	0	413,000	50,264	0	737,537	0	0	203,258	119,756	0	0	0
Rome Sport	Total	494	0	0	0	0	0	0	0	0	0	0	0	0	494	0	0	0	0
	CA	0	0	0	0	0	0	0	0	0	0	0	0	0	0	0	0	0	0
Spartan	Total	27,661	0	0	0	0	0	0	0	2,946	0	24,321	0	0	0	395	0	0	0
	CA	18,820	0	0	0	0	0	0	0	2,946	0	15,480	0	0	0	395	0	0	0
Stayman	Total	15,538	0	0	0	0	90	0	0	0	0	0	0	0	240	15,208	0	0	0
	CA	14,171	0	0	0	0	0	0	0	0	0	0	0	0	0	14,171	0	0	0
York	Total	749,047	0	0	0	0	2,147	0	0	0	0	20,847	0	0	542,606	183,446	0	0	0
	CA	686,383	0	0	0	0	2,147	0	0	0	0	20,847	0	0	495,398	167,991	0	0	0
Others	Total	2,783,590	0	4	0	0	108	0	609,000	5,281	0	503,694	0	0	127,548	125,143	1,412,381	0	431
	CA	1,944,530	0	4	0	0	35	0	424,000	5,281	0	174,353	0	0	50,706	108,930	1,181,221	0	0
Total Varieties	Total	32,184,748	79,533	1,999	40,000	11,783	3,831	0	2,448,000	320,212	0	5,016,286	1,422	249,379	1,437,201	820,108	21,705,714	42,123	7,157
	CA	24,847,416	42,417	1,999	40,000	10,015	3,090	0	1,991,000	129,811	0	3,111,806	1,422	228,780	1,173,798	713,066	17,353,949	42,123	4,138



Table 9: U.S. Apple Movement: State Summary (42-lb Bushels)

FEBRUARY 2025	TOTAL		FRESH		PROCESSING	
	REGULAR	CONTROLLED ATMOSPHERE	REGULAR	CONTROLLED ATMOSPHERE	REGULAR	CONTROLLED ATMOSPHERE
United States	(4,550,238)	(12,884,223)	(2,902,443)	(9,266,037)	(1,647,794)	(3,618,186)
California	(5,923)	(29,242)	0	(18,473)	(5,923)	(10,769)
Connecticut	(322)	(12,340)	(322)	(12,338)	0	(2)
Idaho	(26,860)	47,840	(26,860)	7,840	0	40,000
Indiana	(3,008)	(1,598)	(2,726)	0	(282)	(1,598)
Maryland	28	(841)	1,863	(87)	(1,835)	(754)
Massachusetts	(7,693)	(846)	(7,012)	(846)	(681)	0
Michigan	(478,000)	(618,000)	(209,000)	(293,000)	(269,000)	(325,000)
North Carolina	(30,667)	(31,104)	(282)	(10,389)	(30,385)	(20,716)
New Hampshire	(1,650)	(450)	(1,650)	(450)	0	0
New York	(621,041)	(861,534)	(140,407)	(693,664)	(480,634)	(167,869)
Ohio	(20,185)	(4,193)	(20,185)	(3,966)	0	(227)
Oregon	(11,880)	(105,556)	(10,512)	(68,496)	(1,368)	(37,060)
Pennsylvania	(225,448)	(394,630)	(123,099)	(203,272)	(102,349)	(191,358)
Virginia	(79,347)	(123,984)	(17,986)	(34,554)	(61,361)	(89,430)
Washington	(3,032,067)	(10,706,980)	(2,338,892)	(7,903,013)	(693,175)	(2,803,968)
West Virginia	(1,504)	(16,030)	(1,504)	(9,307)	0	(6,722)
Other States	(4,669)	(24,735)	(3,868)	(22,022)	(802)	(2,714)

Notes: Data reported in 42-pound bushels.

Other States include Delaware, Maine, Utah, Wisconsin and any other suppressed (S) state data.

Table 10: U.S. Apple Movement: Variety Summary (42-lb Bushels)

FEBRUARY 2025	TOTAL		FRESH		PROCESSING	
	REGULAR	CONTROLLED ATMOSPHERE	REGULAR	CONTROLLED ATMOSPHERE	REGULAR	CONTROLLED ATMOSPHERE
Total Varieties	(4,550,238)	(12,884,223)	(2,902,443)	(9,266,037)	(1,647,794)	(3,618,186)
Ambrosia	(12,880)	(33,700)	(11,642)	(18,656)	(1,238)	(15,044)
Cortland	(34,711)	(40,979)	(10,157)	(16,889)	(24,554)	(24,089)
Cosmic Crisp®	(396,625)	(696,708)	(362,471)	(582,291)	(34,154)	(114,417)
Empire	(92,233)	(143,780)	(15,399)	(141,769)	(76,834)	(2,011)
Envy®	(288,674)	(277,993)	(214,223)	(197,205)	(74,451)	(80,787)
Fuji	(469,948)	(1,378,658)	(416,014)	(1,136,918)	(53,934)	(241,740)
Gala	(391,241)	(2,458,627)	(278,682)	(2,083,198)	(112,559)	(375,429)
Golden Delicious	(393,091)	(793,422)	(173,748)	(509,739)	(219,344)	(283,683)
Granny Smith	(397,853)	(1,920,004)	(240,146)	(1,347,584)	(157,706)	(572,420)
Honeycrisp	(453,953)	(1,785,359)	(291,826)	(978,673)	(162,127)	(806,686)
Idared	(143,515)	(51,723)	(3,052)	(9,300)	(140,464)	(42,423)
Jonathan	1,969	(7,554)	(11)	(8,845)	1,980	1,291
McIntosh	(84,631)	(79,896)	(36,521)	(59,120)	(48,110)	(20,775)
Mutsu/Crispin	(43,893)	(21,508)	(653)	(1,484)	(43,240)	(20,024)
Newtown Pippin	(5,923)	(5,932)	0	(4,041)	(5,923)	(1,892)
Pink Lady/Cripps Pink	(473,408)	(488,107)	(399,050)	(397,504)	(74,358)	(90,603)
Red Delicious	(250,938)	(1,283,757)	(192,787)	(1,051,404)	(58,151)	(232,353)
Rome	(181,907)	(99,372)	(2,688)	234	(179,219)	(99,606)
Rome Sport	(7,768)	(760)	0	(555)	(7,768)	(205)
Spartan	(5,851)	(6,627)	(4,440)	(3,623)	(1,411)	(3,003)
Stayman	(1,411)	(2,409)	(1,338)	(147)	(72)	(2,261)
York	(34,167)	(201,910)	(878)	(5,657)	(33,289)	(196,254)
Other Varieties	(387,586)	(1,105,440)	(246,717)	(711,668)	(140,869)	(393,772)

Note: Data reported in 42-pound bushels.



Table 11:
U.S. Apple Movement:
State History
(42-lb Bushels)

FEBRUARY 2025	TOTAL			FRESH			PROCESSING		
	2024/25	2023/24	5-YR AVERAGE	2024/25	2023/24	5-YR AVERAGE	2024/25	2023/24	5-YR AVERAGE
United States	(17,434,461)	(18,626,791)	(17,166,526)	(12,168,480)	(13,921,625)	(12,066,347)	(5,265,981)	(4,705,166)	(5,100,179)
California	(35,165)	(28,626)	(35,589)	(18,473)	(14,498)	(19,866)	(16,692)	(14,128)	(15,722)
Connecticut	(12,662)	(12,890)	(8,834)	(12,660)	(12,260)	(8,684)	(2)	(630)	(150)
Idaho	20,980	(213,198)	(104,776)	(19,020)	(187,647)	(100,669)	40,000	(25,550)	(4,108)
Indiana	(4,607)	(4,646)	(4,832)	(2,726)	(2,750)	(2,647)	(1,880)	(1,896)	(2,185)
Maryland	(813)	(94,106)	(43,161)	1,776	(30,388)	(25,460)	(2,589)	(63,718)	(17,700)
Massachusetts	(8,540)	(5,447)	(10,849)	(7,859)	(5,447)	(10,716)	(681)	0	(133)
Michigan	(1,096,000)	(1,166,000)	(1,300,600)	(502,000)	(851,000)	(806,600)	(594,000)	(315,000)	(494,000)
North Carolina	(61,771)	(72,698)	(63,783)	(10,671)	(20,530)	(13,076)	(51,100)	(52,168)	(50,708)
New Hampshire	(2,100)	(817)	(4,312)	(2,100)	(333)	(4,020)	0	(484)	(292)
New York	(1,482,575)	(1,396,066)	(1,386,257)	(834,072)	(895,857)	(855,761)	(648,503)	(500,209)	(530,496)
Ohio	(24,378)	(3,407)	(7,921)	(24,151)	(3,178)	(8,045)	(227)	(229)	124
Oregon	(117,436)	112,749	(112,449)	(79,008)	37,672	(94,682)	(38,428)	75,077	(17,766)
Pennsylvania	(620,077)	194,097	(479,431)	(326,370)	682,797	(65,981)	(293,707)	(488,700)	(413,451)
Virginia	(203,331)	(212,116)	(316,375)	(52,540)	(63,501)	(59,202)	(150,791)	(148,615)	(257,172)
Washington	(13,739,048)	(15,673,333)	(13,200,107)	(10,241,905)	(12,513,333)	(9,953,150)	(3,497,143)	(3,160,000)	(3,246,957)
West Virginia	(17,534)	(17,684)	(54,428)	(10,812)	(10,904)	(10,496)	(6,722)	(6,780)	(43,932)
Other States	(29,405)	(32,603)	(32,822)	(25,890)	(30,467)	(27,293)	(3,515)	(2,136)	(5,530)

Notes: Data reported in 42-pound bushels.
Other States include Delaware, Maine, Utah, Wisconsin and any other suppressed (S) state data.

Table 12:
U.S. Apple Movement:
Variety History
(42-lb Bushels)

FEBRUARY 2025	TOTAL			FRESH			PROCESSING		
	2024/25	2023/24	5-YR AVERAGE	2024/25	2023/24	5-YR AVERAGE	2024/25	2023/24	5-YR AVERAGE
Total Varieties	(17,434,461)	(18,626,791)	(17,166,526)	(12,168,480)	(13,921,625)	(12,066,347)	(5,265,981)	(4,705,166)	(5,100,179)
Ambrosia	(46,579)	(272,760)	(189,520)	(30,297)	(296,341)	(177,460)	(16,282)	23,581	(12,061)
Cortland	(75,689)	(61,434)	(64,668)	(27,046)	(64,668)	(38,486)	(48,643)	(32,900)	(26,182)
Cosmic Crisp®	(1,093,333)	(828,571)	(420,278)	(944,762)	(590,476)	(299,135)	(148,571)	(238,095)	(121,143)
Empire	(236,013)	(209,222)	(202,204)	(157,168)	(118,168)	(146,148)	(78,846)	(91,054)	(56,057)
Envy®	(566,667)	(622,857)	(124,571)	(411,429)	(562,857)	(112,571)	(155,238)	(60,000)	(12,000)
Fuji	(1,848,607)	(2,280,800)	(1,997,376)	(1,552,932)	(1,929,217)	(1,619,919)	(295,674)	(351,584)	(377,457)
Gala	(2,849,867)	(3,144,228)	(3,105,617)	(2,361,880)	(2,462,623)	(2,519,978)	(487,988)	(681,605)	(585,639)
Golden Delicious	(1,186,513)	(615,545)	(940,812)	(683,487)	(771,382)	(586,743)	(503,026)	155,837	(354,069)
Granny Smith	(2,317,856)	(1,929,980)	(1,731,653)	(1,587,730)	(1,789,390)	(1,312,794)	(730,126)	(140,590)	(418,858)
Honeycrisp	(2,239,312)	(2,935,003)	(2,484,791)	(1,270,499)	(2,042,064)	(1,463,293)	(968,813)	(892,940)	(1,021,497)
Idared	(195,238)	(168,111)	(219,579)	(12,352)	7,285	(18,611)	(182,886)	(175,396)	(200,968)
Jonathan	(5,585)	(21,017)	(20,259)	(8,856)	(44,890)	(20,954)	3,271	23,872	695
McIntosh	(164,526)	(293,718)	(294,476)	(95,641)	(195,261)	(192,051)	(68,885)	(90,457)	(102,425)
Mutsu/Crispin	(65,401)	(28,954)	(32,416)	(2,137)	(1,926)	(8,378)	(63,264)	(27,028)	(24,038)
Newtown Pippin	(11,855)	(13,664)	(14,583)	(4,041)	(5,403)	(3,467)	(7,815)	(8,261)	(11,116)
Pink Lady/Cripps Pink	(961,515)	(1,024,105)	(819,617)	(796,553)	(792,748)	(659,304)	(164,962)	(231,357)	(160,313)
Red Delicious	(1,534,695)	(3,063,483)	(2,381,590)	(1,244,191)	(2,303,175)	(1,931,833)	(290,504)	(760,308)	(449,756)
Rome	(281,279)	(273,822)	(321,420)	(2,454)	(7,868)	(28,938)	(278,825)	(265,954)	(292,481)
Rome Sport	(8,528)	(5,784)	(10,431)	(555)	(5,584)	(7,210)	(7,973)	(200)	(3,221)
Spartan	(12,478)	78,383	9,677	(8,064)	42,761	3,286	(4,414)	35,622	6,391
Stayman	(3,819)	(1,868)	(21,499)	(1,485)	(1,476)	(2,363)	(2,334)	(392)	(19,135)
York	(236,077)	(266,823)	(264,886)	(6,535)	(5,594)	(4,482)	(229,542)	(261,228)	(260,404)
Other Varieties	(1,493,027)	(651,423)	(1,477,614)	(958,386)	(16,693)	(884,054)	(534,641)	(634,731)	(593,560)

Note: Data reported in 42-pound bushels.



Table 13: U.S. Apple Performance: Variety Detail

MARCH 2025	FRESH						PROCESSING					
	REMAINING HOLDINGS			MOVEMENT RATE			REMAINING HOLDINGS			MOVEMENT RATE		
	FEBRUARY 2025	2024/25	2023/24	5-YR AVERAGE	2024/25	2023/24	5-YR AVERAGE	2024/25	2023/24	5-YR AVERAGE	2024/25	2023/24
Total Varieties	62%	60%	58%	13%	14%	15%	70%	68%	64%	14%	12%	15%
Ambrosia	63%	63%	61%	2%	14%	14%	68%	88%	72%	5%	-6%	4%
Cortland	38%	39%	40%	22%	22%	25%	75%	66%	53%	15%	11%	12%
Cosmic Crisp ®	78%	79%	75%	9%	9%	10%	75%	67%	68%	6%	15%	15%
Empire	42%	59%	48%	28%	17%	21%	24%	45%	45%	33%	25%	18%
Envy ®	54%	41%	41%	15%	25%	25%	639%	136%	136%	23%	26%	26%
Fuji	57%	55%	57%	16%	19%	16%	89%	62%	60%	12%	14%	15%
Gala	54%	52%	55%	15%	16%	16%	74%	53%	56%	13%	20%	17%
Golden Delicious	54%	53%	59%	18%	18%	15%	71%	78%	68%	14%	-3%	9%
Granny Smith	63%	59%	60%	14%	14%	13%	66%	79%	71%	20%	4%	13%
Honeycrisp	46%	55%	52%	17%	16%	16%	57%	62%	57%	19%	12%	17%
Idared	201%	96%	61%	13%	-8%	18%	88%	66%	78%	9%	12%	13%
Jonathan	42%	66%	40%	20%	39%	29%	47%	50%	54%	-3%	-33%	-1%
McIntosh	54%	58%	53%	13%	22%	21%	66%	69%	63%	10%	12%	16%
Mutsu/Crispin	167%	74%	52%	4%	4%	20%	94%	76%	81%	16%	8%	8%
Newtown Pippin	65%	62%	52%	14%	13%	10%	65%	62%	53%	14%	13%	19%
Pink Lady/Cripps Pink	103%	72%	73%	9%	12%	12%	96%	84%	80%	8%	14%	13%
Red Delicious	67%	63%	64%	9%	14%	13%	69%	82%	74%	10%	19%	12%
Rome	64%	64%	64%	2%	6%	18%	85%	78%	82%	12%	12%	12%
Rome Sport	226%	73%	55%	2%	19%	26%	4%	74%	53%	94%	2%	12%
Spartan	70%	126%	90%	6%	-36%	-3%	38%	711%	246%	14%	-850%	-87%
Stayman	37%	35%	34%	16%	16%	24%	22%	80%	60%	13%	1%	23%
York	64%	62%	53%	15%	13%	13%	48%	80%	76%	23%	20%	19%
Other Varieties	54%	75%	53%	18%	0%	15%	55%	57%	50%	16%	19%	22%

Note: Remaining Holdings is a cumulative metric while Movement Rate is a monthly snapshot. The first will tell you if you are ahead or behind total disposition compared to the same time last year. The second will tell you if the last month's disposition was faster or slower than the disposition in the same month the previous year.



Figure 1: U.S. Fresh Apple Exports

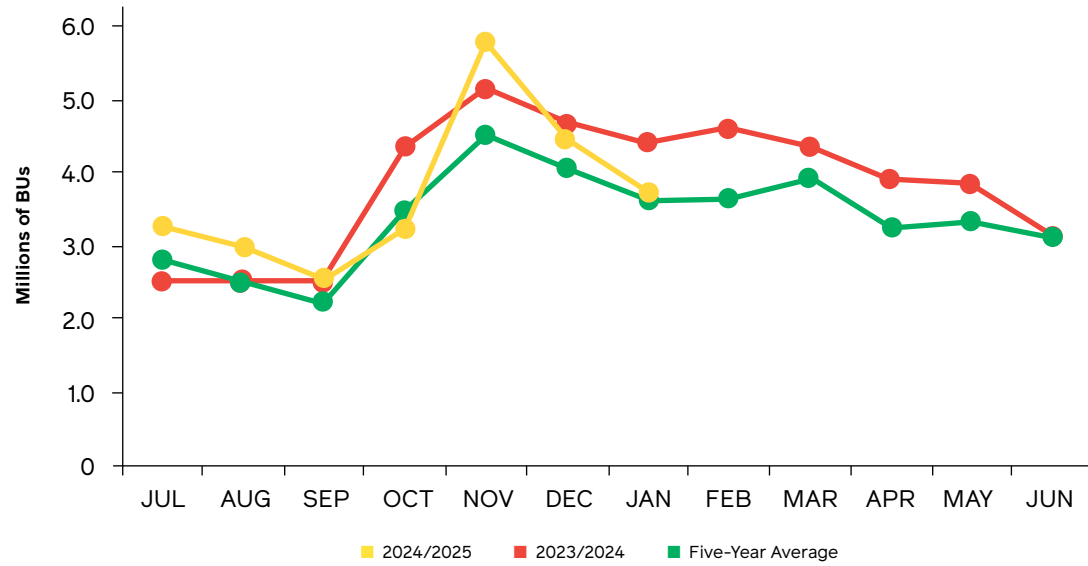


Figure 2: U.S. Fresh Apple Imports

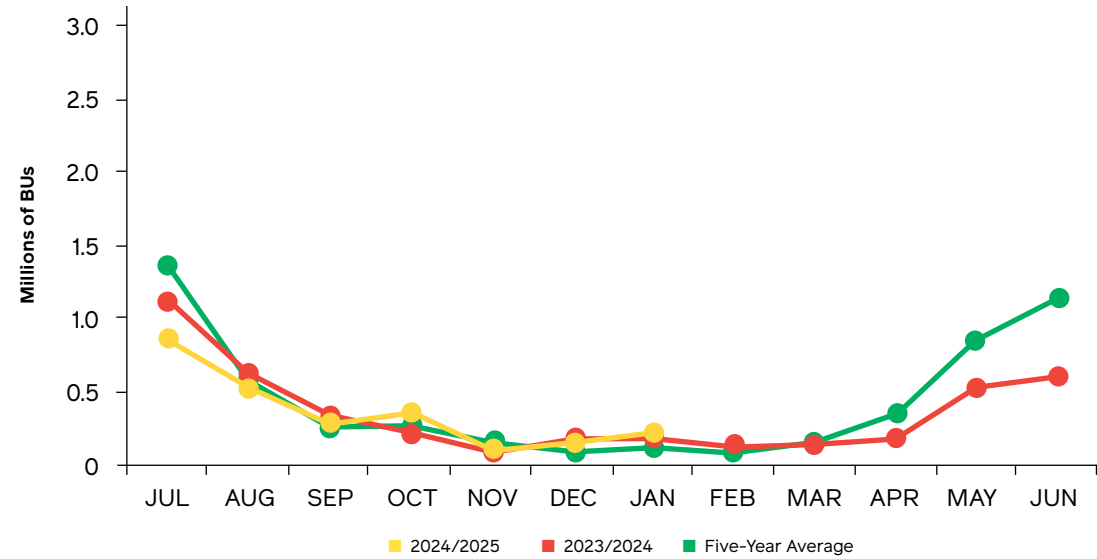


Figure 3: U.S. Fresh Apple Net Trade: Crop YTD

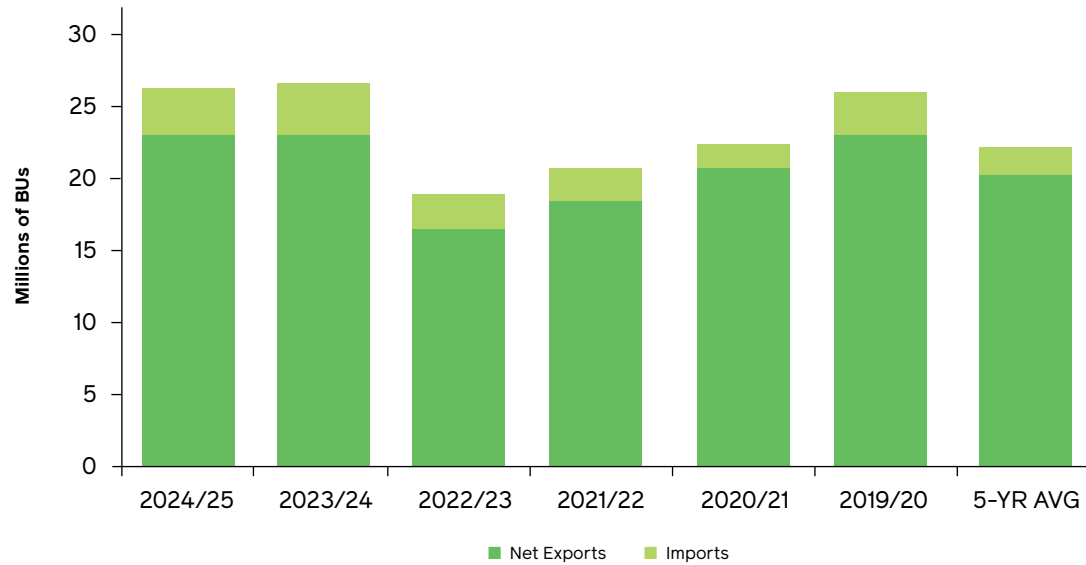
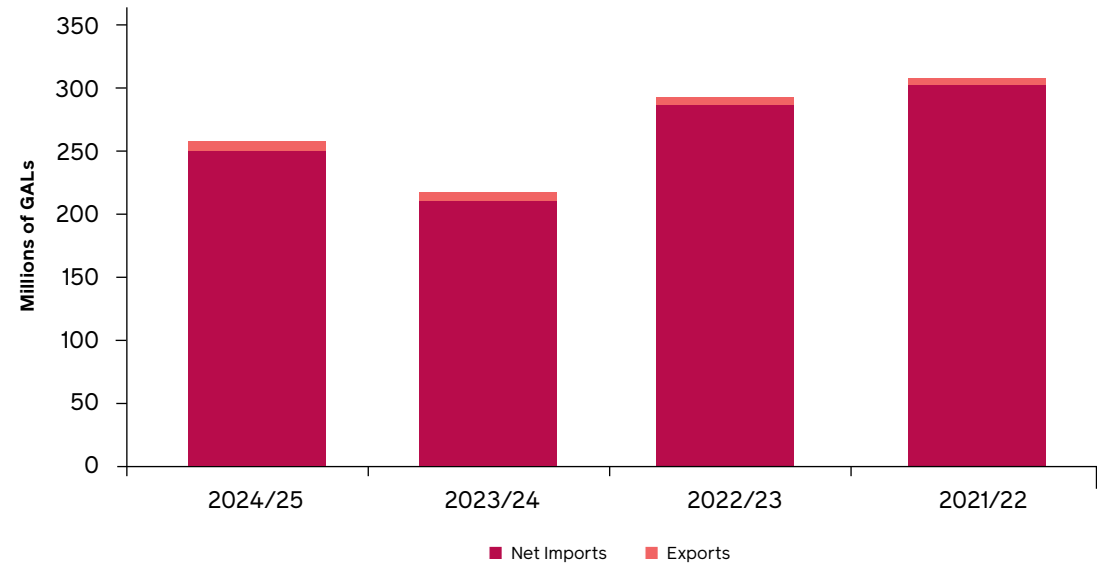


Figure 4: U.S. Apple Juice Concentrate Net Trade: Crop YTD



Sources: USDA, Foreign Agricultural Service, USApple
 Notes: Crop year data reported from July to June - data lags by two months.
 Five-year average does not include current crop year.



Table 14: European Apple Holdings: Country Summary

FEBRUARY 2025	2024/25	2023/24	5-YR AVERAGE	MOVEMENT (PRIOR MO.)
Total Europe	N/A	N/A	N/A	N/A
Austria	N/A	N/A	N/A	N/A
Belgium	N/A	N/A	N/A	N/A
Czech Republic	N/A	N/A	N/A	N/A
Denmark	N/A	N/A	N/A	N/A
France	N/A	N/A	N/A	N/A
Germany	N/A	N/A	N/A	N/A
Italy	N/A	N/A	N/A	N/A
Poland	N/A	N/A	N/A	N/A
Spain	N/A	N/A	N/A	N/A
Switzerland	N/A	N/A	N/A	N/A
The Netherlands	N/A	N/A	N/A	N/A
United Kingdom	N/A	N/A	N/A	N/A

Source: The World Apple and Pear Association
 Note: Data reported in 42-pound bushels.

DISCLAIMER

While efforts have been made to ensure the accuracy and reliability of the information contained in this report, all information in this report is provided by the U.S. Apple Association (USApple) "as-is" with no guarantee of completeness, accuracy or timeliness and without warranty of any kind expressed or implied by USApple. Use of such information is voluntary, and reliance on it should only be undertaken after an independent review of its accuracy, completeness and applicability.

© 2025 U.S. Apple Association. Reproduction in whole or in part of the material contained herein is prohibited without prior permission from USApple.

For more information, contact the author of this report, Christopher Gerlach, Director, Industry Analytics at USApple: 7600 Leesburg Pike, Suite 400 East | Falls Church, VA 22043 | 703.442.8850 | usapple.org

Table 15: European Apple Holdings: Variety Summary

JANUARY 2025	2024/25	2023/24	5-YR AVERAGE	MOVEMENT (PRIOR MO.)
Total Varieties	N/A	N/A	N/A	N/A
Annurca	N/A	N/A	N/A	N/A
Boskoop	N/A	N/A	N/A	N/A
Braeburn	N/A	N/A	N/A	N/A
Bramley	N/A	N/A	N/A	N/A
Cameo	N/A	N/A	N/A	N/A
Cortland	N/A	N/A	N/A	N/A
Cox Orange	N/A	N/A	N/A	N/A
Cripps Pink	N/A	N/A	N/A	N/A
Elstar	N/A	N/A	N/A	N/A
Fuji	N/A	N/A	N/A	N/A
Gala	N/A	N/A	N/A	N/A
Gloster	N/A	N/A	N/A	N/A
Golden Delicious	N/A	N/A	N/A	N/A
Granny Smith	N/A	N/A	N/A	N/A
Holsteiner Cox	N/A	N/A	N/A	N/A
Idared	N/A	N/A	N/A	N/A
Jonagold	N/A	N/A	N/A	N/A
Jonagored	N/A	N/A	N/A	N/A
Jonathan	N/A	N/A	N/A	N/A
Lobo	N/A	N/A	N/A	N/A
Morgendurf/imperat	N/A	N/A	N/A	N/A
Pinova	N/A	N/A	N/A	N/A
Red Delicious	N/A	N/A	N/A	N/A
Red Jonaprince	N/A	N/A	N/A	N/A
Reinette	N/A	N/A	N/A	N/A
Shampion	N/A	N/A	N/A	N/A
Stayman	N/A	N/A	N/A	N/A
Spartan	N/A	N/A	N/A	N/A
Other Varieties	N/A	N/A	N/A	N/A

Source: The World Apple and Pear Association
 Note: Data reported in 42-pound bushels.

