

February 1 U.S. Holdings

Sponsored by



92.7 Million Fresh-Market Holdings

DOWN
5% YOY

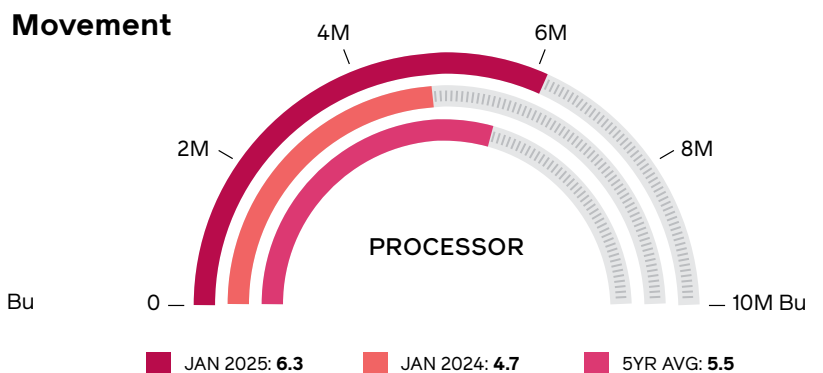
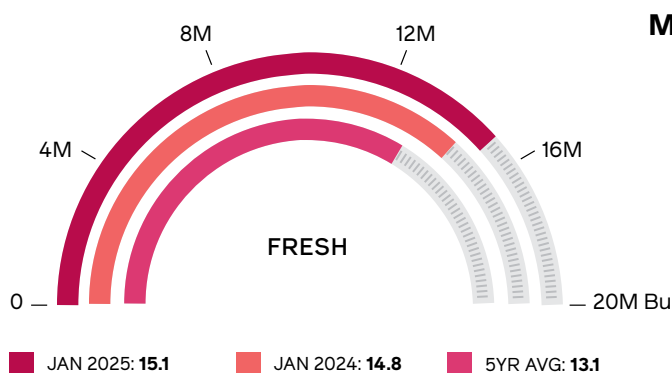
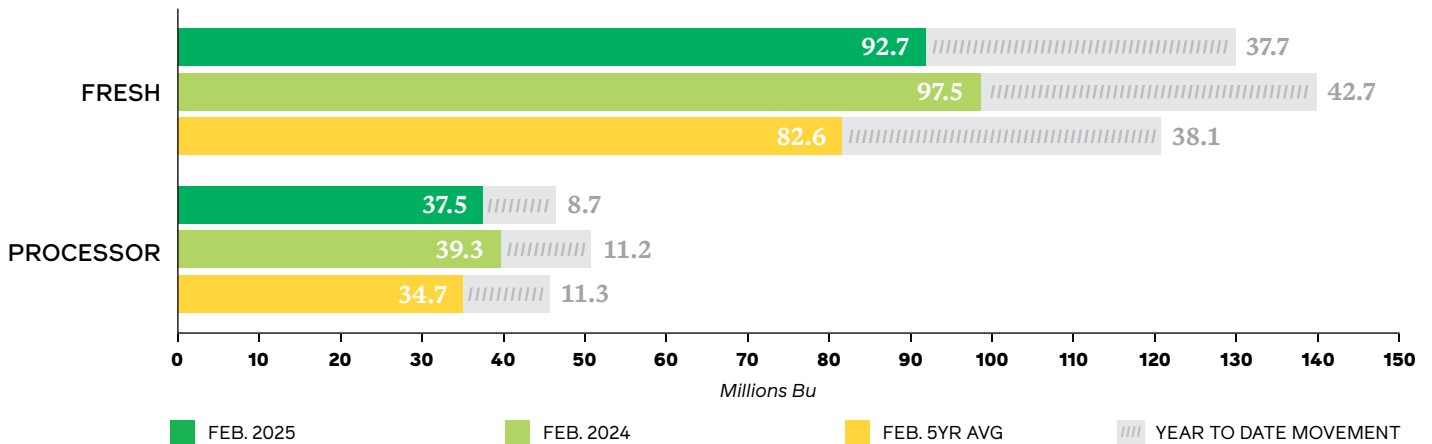
U.S. fresh apple holdings on February 1, 2025 totaled 92.7 million bushels, 5 percent less than the inventories reported last February and 12 more than the February five-year average.

37.5 Million Processing Apple Holdings

DOWN
5% YOY

U.S. processing apple holdings on February 1, 2025 totaled 37.5 million bushels, 5 percent less than the inventories reported last February and 8 percent more than the February five-year average.

Holdings



Tables & Figures

TABLES

Table 1:	USAppleTracker Summary.....	2
Table 2:	U.S. Apple Holdings: State Summary.....	3
Table 3:	U.S. Apple Holdings: Variety Summary.....	3
Table 4:	U.S. Apple Holdings: State History.....	4
Table 5:	U.S. Apple Holdings: Variety History.....	4
Table 6:	U.S. Apple Holdings: Total Detail.....	5
Table 7:	U.S. Apple Holdings: Fresh Detail.....	6
Table 8:	U.S. Apple Holdings: Processing Detail.....	7
Table 9:	U.S. Apple Movement: State Summary.....	8
Table 10:	U.S. Apple Movement: Variety Summary.....	8
Table 11:	U.S. Apple Movement: State History.....	9
Table 12:	U.S. Apple Movement: Variety History.....	9
Table 13:	U.S. Apple Performance: Variety Detail.....	10
Table 14:	European Apple Holdings: Country Summary.....	12
Table 15:	European Apple Holdings: Variety Summary.....	12

FIGURES

Figure 1:	U.S. Fresh Apple Exports.....	11
Figure 2:	U.S. Fresh Apple Imports.....	11
Figure 3:	U.S. Fresh Apple Net Trade: Crop YTD.....	11
Figure 4:	U.S. Apple Juice Concentrate Net Trade: Crop YTD.....	11

Table 1:
USAppleTracker
Summary
 (Millions of 42-lb Bushels)

FEBRUARY 2025		2024/25	2023/24	5-YR AVERAGE
Total Holdings		130.2	136.8	117.3
By Use	Fresh	92.7	97.5	82.6
	Processing	37.5	39.3	34.7
By Storage Type	Regular	30.5	30.3	25.0
	CA	99.7	106.5	92.3
Total Movement (prior month)		(21.5)	(19.5)	(18.6)
By Use	Fresh	(15.1)	(14.8)	(13.1)
	Processing	(6.3)	(4.7)	(5.5)
By Storage Type	Regular	(5.2)	(5.0)	(4.5)
	CA	(16.3)	(14.4)	(14.1)



Table 2: U.S. Apple Holdings: State Summary (42-lb Bushels)

FEBRUARY 2025	TOTAL		FRESH		PROCESSING	
	REGULAR	CONTROLLED ATMOSPHERE	REGULAR	CONTROLLED ATMOSPHERE	REGULAR	CONTROLLED ATMOSPHERE
United States	30,512,722	99,660,698	21,527,596	71,195,095	8,985,126	28,465,602
California	43,038	137,289	0	84,102	43,038	53,187
Connecticut	15,166	24,088	15,166	22,087	0	2,001
Idaho	49,420	70,260	49,420	70,260	0	0
Indiana	21,861	11,613	19,811	0	2,049	11,613
Maryland	24,691	4,525	22,115	681	2,576	3,844
Massachusetts	30,630	6,148	29,949	6,148	681	0
Michigan	1,089,000	5,054,000	363,000	2,738,000	726,000	2,316,000
North Carolina	222,835	226,014	2,049	75,488	220,785	150,527
New Hampshire	11,986	3,270	11,986	3,270	0	0
New York	3,167,457	7,115,002	782,343	3,835,327	2,385,114	3,279,675
Ohio	55,494	22,053	55,494	20,404	0	1,649
Oregon	88,951	944,416	66,984	678,576	21,967	265,840
Pennsylvania	566,962	2,306,362	201,210	941,206	365,752	1,365,156
Virginia	300,367	934,571	131,965	132,074	168,403	802,497
Washington	24,800,995	82,594,243	19,756,054	62,436,327	5,044,941	20,157,916
West Virginia	10,930	116,476	10,930	67,631	(0)	48,845
Other States	12,940	90,366	9,120	83,514	3,820	6,852

Other States include Delaware, Maine, Utah, Wisconsin and any other suppressed (S) state data.

Table 3: U.S. Apple Holdings: Variety Summary (42-lb Bushels)

FEBRUARY 2025	TOTAL		FRESH		PROCESSING	
	REGULAR	CONTROLLED ATMOSPHERE	REGULAR	CONTROLLED ATMOSPHERE	REGULAR	CONTROLLED ATMOSPHERE
Total Varieties	30,512,722	99,660,698	21,527,596	71,195,095	8,985,126	28,465,602
Ambrosia	819,236	1,286,201	711,712	1,080,588	107,524	205,612
Cortland	189,179	257,092	49,540	74,679	139,639	182,413
Cosmic Crisp ®	4,407,506	8,040,113	3,857,096	6,196,238	550,411	1,843,875
Empire	294,544	497,020	109,287	444,447	185,258	52,573
Envy ®	1,708,211	1,625,122	1,388,483	1,278,183	319,728	346,939
Fuji	2,681,812	9,322,122	2,169,370	7,322,357	512,442	1,999,765
Gala	2,002,798	17,393,976	1,509,081	14,179,060	493,718	3,214,915
Golden Delicious	1,751,138	5,655,727	891,719	2,891,784	859,419	2,763,943
Granny Smith	2,833,228	12,498,562	2,012,839	9,627,364	820,389	2,871,198
Honeycrisp	2,462,965	10,196,730	1,589,775	5,842,708	873,190	4,354,023
Idared	661,277	1,366,234	5,952	91,149	655,325	1,275,085
Jonathan	6,102	135,089	2,082	41,941	4,020	93,149
McIntosh	566,984	854,611	273,647	456,527	293,337	398,084
Mutsu/Crispin	132,584	327,220	3,683	48,597	128,901	278,623
Newtown Pippin	43,038	43,107	0	29,362	43,038	13,745
Pink Lady/Cripps Pink	4,994,934	5,897,813	4,227,829	4,623,707	767,105	1,274,106
Red Delicious	2,105,762	14,962,854	1,610,304	12,548,326	495,458	2,414,528
Rome	664,974	1,711,495	24,582	87,870	640,392	1,623,625
Rome Sport	8,262	35,116	0	34,911	8,262	205
Spartan	15,222	141,919	4,970	120,096	10,252	21,823
Stayman	9,774	17,501	8,335	1,068	1,439	16,433
York	97,510	923,741	1,558	41,104	95,952	882,637
Other Varieties	2,055,680	6,471,334	1,075,752	4,133,032	979,929	2,338,302



Table 4:
U.S. Apple Holdings:
State History
 (42-lb Bushels)

FEBRUARY 2025	TOTAL			FRESH			PROCESSING		
	2024/25	2023/24	5-YR AVERAGE	2024/25	2023/24	5-YR AVERAGE	2024/25	2023/24	5-YR AVERAGE
United States	130,173,420	136,791,916	117,302,488	92,722,692	97,467,774	82,613,109	37,450,728	39,324,142	34,689,379
California	180,327	212,400	193,972	84,102	107,572	98,532	96,225	104,828	95,440
Connecticut	39,254	55,776	38,402	37,253	47,998	34,428	2,001	7,778	3,975
Idaho	119,680	343,304	225,968	119,680	254,221	197,151	0	89,082	28,816
Indiana	33,474	34,474	31,261	19,811	20,403	18,288	13,663	14,071	12,972
Maryland	29,216	408,670	284,593	22,796	227,726	160,348	6,420	180,944	124,246
Massachusetts	36,778	40,412	43,838	36,097	40,412	43,412	681	0	426
Michigan	6,143,000	8,595,000	6,622,400	3,101,000	5,208,000	3,396,200	3,042,000	3,387,000	3,226,200
North Carolina	448,849	539,407	381,313	77,537	152,332	91,462	371,312	387,075	289,851
New Hampshire	15,256	3,122	8,705	15,256	1,398	8,065	0	1,724	640
New York	10,282,460	10,135,297	8,776,755	4,617,671	5,449,366	4,542,326	5,664,789	4,685,931	4,234,429
Ohio	77,547	25,280	41,943	75,898	23,582	38,559	1,649	1,698	3,384
Oregon	1,033,367	884,405	852,292	745,560	592,400	635,010	287,807	292,005	217,282
Pennsylvania	2,873,324	4,690,150	4,295,268	1,142,415	1,397,459	1,133,214	1,730,908	3,292,691	3,162,054
Virginia	1,234,938	1,371,339	1,592,821	264,038	313,836	287,766	970,899	1,057,504	1,305,055
Washington	107,395,238	109,266,667	93,625,865	82,192,381	83,498,095	71,804,482	25,202,857	25,768,571	21,821,383
West Virginia	127,407	131,211	226,834	78,562	80,908	72,523	48,845	50,303	154,311
Other States	103,306	55,003	60,259	92,634	52,067	51,343	10,672	2,936	8,916

Other States include Delaware, Maine, Utah, Wisconsin and any other suppressed (S) state data.

Table 5:
U.S. Apple Holdings:
Variety History
 (42-lb Bushels)

FEBRUARY 2025	TOTAL			FRESH			PROCESSING		
	2024/25	2023/24	5-YR AVERAGE	2024/25	2023/24	5-YR AVERAGE	2024/25	2023/24	5-YR AVERAGE
Total Varieties	130,173,420	136,791,916	117,302,488	92,722,692	97,467,774	82,613,109	37,450,728	39,324,142	34,689,379
Ambrosia	2,105,437	2,568,166	1,602,998	1,792,301	2,139,711	1,309,606	313,136	428,455	293,392
Cortland	446,270	430,777	377,700	124,218	131,128	151,129	322,052	299,649	226,571
Cosmic Crisp ®	12,447,619	8,052,381	3,823,943	10,053,333	6,437,143	3,024,705	2,394,286	1,615,238	799,238
Empire	791,564	1,044,733	1,001,725	553,733	685,450	690,424	237,831	359,283	311,301
Envy ®	3,333,333	2,460,000	492,000	2,666,667	2,224,762	444,952	666,667	235,238	47,048
Fuji	12,003,934	12,697,457	12,654,582	9,491,727	10,143,394	10,068,245	2,512,207	2,554,063	2,586,338
Gala	19,396,774	18,476,610	18,986,114	15,688,141	15,105,161	15,593,362	3,708,633	3,371,449	3,392,753
Golden Delicious	7,406,865	8,717,988	7,766,334	3,783,503	4,237,478	3,999,081	3,623,362	4,480,511	3,767,254
Granny Smith	15,331,791	16,072,889	13,382,434	11,640,204	12,592,829	10,213,111	3,691,587	3,480,061	3,169,323
Honeycrisp	12,659,696	20,299,677	14,847,666	7,432,483	13,080,503	8,954,217	5,227,213	7,219,174	5,893,449
Idared	2,027,511	1,567,099	1,698,691	97,101	86,057	105,283	1,930,410	1,481,042	1,593,408
Jonathan	141,191	186,718	182,707	44,023	114,859	71,793	97,169	71,858	110,914
McIntosh	1,421,595	1,665,906	1,552,558	730,174	897,423	923,847	691,421	768,483	628,711
Mutsu/Crispin	459,804	387,188	332,665	52,280	45,151	41,857	407,524	342,037	290,807
Newtown Pippin	86,145	101,381	92,230	29,362	40,088	34,749	56,783	61,293	57,481
Pink Lady/Cripps Pink	10,892,746	8,125,458	6,710,495	8,851,535	6,493,943	5,440,474	2,041,211	1,631,515	1,270,022
Red Delicious	17,068,616	20,356,741	18,923,546	14,158,630	16,415,117	15,318,455	2,909,986	3,941,624	3,605,091
Rome	2,376,469	2,420,738	2,565,461	112,452	125,669	160,210	2,264,017	2,295,069	2,405,251
Rome Sport	43,378	38,216	54,528	34,911	30,160	27,351	8,467	8,056	27,177
Spartan	157,141	123,556	114,208	125,066	119,367	106,891	32,075	4,189	7,317
Stayman	27,276	81,749	92,742	9,403	9,138	9,714	17,872	72,611	83,028
York	1,021,250	1,356,291	1,420,304	42,661	43,142	33,534	978,589	1,313,150	1,386,769
Other Varieties	8,527,014	9,560,196	8,432,172	5,208,783	6,270,103	5,739,383	3,318,231	3,290,093	2,692,790



Table 6: U.S. Apple Holdings: Total Detail (42-lb Bushels)

Other States include Delaware, Maine, Utah, Wisconsin and any other suppressed (S) state data.

FEBRUARY 2025	STORAGE TYPE	US	CA	CT	ID	IN	MD	MA	MI	NC	NH	NY	OH	OR	PA	VA	WA	WV	OTHER STATES
Ambrosia	Total	2,105,437	0	0	0	0	0	0	0	0	0	43,874	500	11,374	21,822	0	2,026,667	0	1,200
	CA	1,286,201	0	0	0	0	0	0	0	0	0	38,753	0	11,374	20,074	0	1,216,000	0	0
Cortland	Total	446,270	0	3,453	0	0	0	2,473	0	0	4,211	413,016	218	0	2,689	11,357	0	2,733	6,120
	CA	257,092	0	1,044	0	0	0	0	0	0	1,320	234,510	82	0	547	11,357	0	2,733	5,500
Cosmic Crisp ®	Total	12,447,619	0	0	0	0	0	0	0	0	0	0	0	0	0	0	12,447,619	0	0
	CA	8,040,113	0	0	0	0	0	0	0	0	0	0	0	0	0	0	8,040,113	0	0
Empire	Total	791,564	8,471	6,708	0	0	0	0	56,000	9,906	1,006	692,544	300	0	8,434	3,298	0	4,099	800
	CA	497,020	8,471	4,068	0	0	0	0	33,000	9,906	400	435,204	245	0	2,428	3,298	0	0	0
Envy ®	Total	3,333,333	0	0	0	0	0	0	0	0	0	0	0	0	0	0	3,333,333	0	0
	CA	1,625,122	0	0	0	0	0	0	0	0	0	0	0	0	0	0	1,625,122	0	0
Fuji	Total	12,003,934	4,782	198	0	0	12,026	0	888,000	4,440	0	500,849	8,545	168,374	317,464	24,266	10,069,524	5,465	6,120
	CA	9,322,122	4,782	198	0	0	0	0	800,000	4,440	0	434,866	273	144,496	248,960	16,541	7,664,834	2,733	0
Gala	Total	19,396,774	0	344	17,720	13,663	0	0	1,175,000	18,445	1,345	925,595	14,630	137,333	249,943	20,811	16,798,095	3,416	20,434
	CA	17,393,976	0	0	0	11,613	0	0	1,017,000	18,445	1,300	802,892	995	84,414	214,447	14,558	15,204,462	3,416	20,434
Golden Delicious	Total	7,406,865	88,126	342	5,960	0	3,410	0	643,000	146,240	666	726,053	12,095	18	622,800	301,491	4,837,143	17,762	1,760
	CA	5,655,727	88,126	0	5,960	0	584	0	482,000	65,549	0	498,066	5,696	0	514,427	247,322	3,730,235	17,762	0
Granny Smith	Total	15,331,791	12,000	630	16,340	1,366	1,243	0	0	0	0	129,021	5,276	334,183	105,818	15,499	14,691,429	0	18,986
	CA	12,498,562	12,000	630	9,880	0	119	0	0	0	0	108,360	981	329,670	84,688	6,065	11,927,183	0	18,986
Honeycrisp	Total	12,659,696	0	0	0	0	30	1,366	220,000	0	333	388,728	1,750	42,921	32,003	1,184	11,932,381	0	39,000
	CA	10,196,730	0	0	0	0	0	1,366	148,000	0	0	295,880	1,000	41,228	11,376	0	9,662,880	0	35,000
Idared	Total	2,027,511	0	2,193	0	0	124	0	497,000	0	0	1,470,557	909	0	2,471	54,258	0	0	0
	CA	1,366,234	0	1,988	0	0	0	0	377,000	0	0	952,839	286	0	0	34,121	0	0	0
Jonathan	Total	141,191	0	0	0	0	0	3,416	108,000	0	0	23,867	0	0	5,827	82	0	0	0
	CA	135,089	0	0	0	0	0	3,416	102,000	0	0	23,867	0	0	5,807	0	0	0	0
McIntosh	Total	1,421,595	0	11,107	0	0	0	19,842	279,000	1,366	1,847	1,093,864	1,790	0	2,452	2,147	0	0	8,180
	CA	854,611	0	6,494	0	0	0	0	234,000	1,366	0	600,590	1,018	0	860	2,102	0	0	8,180
Mutsu/ Crispin	Total	459,804	0	0	0	0	0	0	0	0	1,999	448,134	218	0	6,109	3,344	0	0	0
	CA	327,220	0	0	0	0	0	0	0	0	0	324,105	123	0	0	2,992	0	0	0
Newtown Pippin	Total	86,145	66,948	0	0	0	0	0	0	13,663	0	0	0	0	1,093	4,440	0	0	0
	CA	43,107	23,910	0	0	0	0	0	0	13,663	0	0	0	0	1,093	4,440	0	0	0
Pink Lady/ Cripps Pink	Total	10,892,746	0	3,102	8,040	0	455	1,366	38,000	19,811	0	135,251	3,000	111,560	60,620	77,777	10,396,190	37,573	0
	CA	5,897,813	0	1,560	0	0	0	1,366	32,000	19,811	0	128,149	1,500	106,370	40,213	77,663	5,451,607	37,573	0
Red Delicious	Total	17,068,616	0	1,462	71,620	10,930	8,469	1,366	478,000	9,980	182	582,977	17,194	227,604	233,510	154,211	15,220,000	48,845	2,266
	CA	14,962,854	0	800	54,420	0	681	0	426,000	9,980	0	397,504	6,649	226,864	213,806	50,901	13,524,138	48,845	2,266
Rome	Total	2,376,469	0	0	0	6,148	0	0	474,000	198,380	0	1,233,439	0	0	296,517	167,985	0	0	0
	CA	1,711,495	0	0	0	0	0	0	429,000	58,285	0	870,030	0	0	215,487	138,692	0	0	0
Rome Sport	Total	43,378	0	0	0	0	205	0	0	0	0	31,495	0	0	8,262	0	0	3,416	0
	CA	35,116	0	0	0	0	205	0	0	0	0	31,495	0	0	0	0	0	3,416	0
Spartan	Total	157,141	0	0	0	0	0	0	0	10,247	0	138,033	0	0	7,178	1,683	0	0	0
	CA	141,919	0	0	0	0	0	0	0	10,247	0	127,166	0	0	2,822	1,683	0	0	0
Stayman	Total	27,276	0	205	0	1,366	214	0	0	0	0	1,366	0	0	1,823	18,885	0	3,416	0
	CA	17,501	0	0	0	0	0	0	0	0	0	0	0	0	547	16,955	0	0	0
York	Total	1,021,250	0	0	0	0	2,901	0	0	8,198	0	54,232	0	0	736,956	218,280	0	683	0
	CA	923,741	0	0	0	0	2,901	0	0	8,198	0	54,232	0	0	668,231	190,178	0	0	0
Others	Total	8,527,014	0	9,512	0	0	139	6,948	1,287,000	8,173	3,667	1,249,564	11,122	0	149,532	153,940	5,642,857	0	4,560
	CA	6,471,334	0	7,306	0	0	35	0	974,000	6,123	250	756,492	3,205	0	60,550	115,702	4,547,670	0	0
Total Varieties	Total	130,173,420	180,327	39,254	119,680	33,474	29,216	36,778	6,143,000	448,849	15,256	10,282,460	77,547	1,033,367	2,873,324	1,234,938	107,395,238	127,407	103,306
	CA	99,660,698	137,289	24,088	70,260	11,613	4,525	6,148	5,054,000	226,014	3,270	7,115,002	22,053	944,416	2,306,362	934,571	82,594,243	116,476	90,366



Table 7: U.S. Apple Holdings: Fresh Detail (42-lb Bushels)

Other States include Delaware, Maine, Utah, Wisconsin and any other suppressed (S) state data.

FEBRUARY 2025	STORAGE TYPE	US	CA	CT	ID	IN	MD	MA	MI	NC	NH	NY	OH	OR	PA	VA	WA	WV	OTHER STATES
Ambrosia	Total	1,792,301	0	0	0	0	0	0	0	0	0	5,921	500	0	21,822	0	1,762,857	0	1,200
	CA	1,080,588	0	0	0	0	0	0	0	0	0	2,800	0	0	20,074	0	1,057,714	0	0
Cortland	Total	124,218	0	3,453	0	0	0	2,473	0	0	4,211	102,821	218	0	2,689	0	0	2,733	5,620
	CA	74,679	0	1,044	0	0	0	0	0	0	1,320	63,954	82	0	547	0	0	2,733	5,000
Cosmic Crisp ®	Total	10,053,333	0	0	0	0	0	0	0	0	0	0	0	0	0	0	10,053,333	0	0
	CA	6,196,238	0	0	0	0	0	0	0	0	0	0	0	0	0	0	6,196,238	0	0
Empire	Total	553,733	956	6,708	0	0	0	0	18,000	7,515	1,006	507,195	300	0	5,014	2,142	0	4,099	800
	CA	444,447	956	4,068	0	0	0	0	13,000	7,515	400	413,693	245	0	2,428	2,142	0	0	0
Envy ®	Total	2,666,667	0	0	0	0	0	0	0	0	0	0	0	0	0	0	2,666,667	0	0
	CA	1,278,183	0	0	0	0	0	0	0	0	0	0	0	0	0	0	1,278,183	0	0
Fuji	Total	9,491,727	0	198	0	12,026	0	0	851,000	3,416	0	472,056	8,545	126,922	240,310	17,504	7,754,286	5,465	5,620
	CA	7,322,357	0	198	0	0	0	0	789,000	3,416	0	410,544	273	105,088	179,154	10,474	5,821,478	2,733	0
Gala	Total	15,688,141	0	344	17,720	0	0	0	955,000	17,079	1,345	865,885	14,630	98,542	228,719	17,598	13,453,333	0	17,946
	CA	14,179,060	0	0	0	0	0	0	867,000	17,079	1,300	791,979	995	61,392	209,255	11,395	12,200,719	0	17,946
Golden Delicious	Total	3,783,503	61,483	342	5,960	0	2,000	0	82,000	1,366	666	67,164	12,095	18	174,696	43,178	3,313,333	17,762	1,440
	CA	2,891,784	61,483	0	5,960	0	0	0	58,000	1,366	0	59,287	5,696	0	151,827	17,187	2,513,215	17,762	0
Granny Smith	Total	11,640,204	8,000	627	16,340	1,366	0	0	0	0	0	51,975	5,276	242,610	90,245	11,087	11,197,143	0	15,534
	CA	9,627,364	8,000	627	9,880	0	0	0	0	0	0	51,940	981	239,760	84,346	2,450	9,213,846	0	15,534
Honeycrisp	Total	7,432,483	0	0	0	0	30	1,366	208,000	0	333	315,856	1,750	30,247	32,003	1,184	6,805,714	0	36,000
	CA	5,842,708	0	0	0	0	0	1,366	147,000	0	0	271,934	1,000	29,984	11,376	0	5,345,047	0	35,000
Idared	Total	97,101	0	205	0	0	0	0	16,000	0	0	79,932	909	0	0	56	0	0	0
	CA	91,149	0	0	0	0	0	0	13,000	0	0	77,863	286	0	0	0	0	0	0
Jonathan	Total	44,023	0	0	0	0	0	3,416	16,000	0	0	18,718	0	0	5,807	82	0	0	0
	CA	41,941	0	0	0	0	0	3,416	14,000	0	0	18,718	0	0	5,807	0	0	0	0
McIntosh	Total	730,174	0	11,103	0	0	0	19,842	152,000	1,025	1,847	532,015	1,790	0	2,327	45	0	0	8,180
	CA	456,527	0	6,490	0	0	0	0	134,000	1,025	0	304,954	1,018	0	860	0	0	0	8,180
Mutsu/ Crispin	Total	52,280	0	0	0	0	0	0	0	0	1,999	49,676	218	0	36	352	0	0	0
	CA	48,597	0	0	0	0	0	0	0	0	0	48,474	123	0	0	0	0	0	0
Newtown Pippin	Total	29,362	13,663	0	0	0	0	0	0	10,930	0	0	0	0	1,093	3,675	0	0	0
	CA	29,362	13,663	0	0	0	0	0	0	10,930	0	0	0	0	1,093	3,675	0	0	0
Pink Lady/ Cripps Pink	Total	8,851,535	0	3,102	8,040	0	455	1,366	34,000	13,663	0	132,300	3,000	81,489	57,956	66,640	8,449,524	0	0
	CA	4,623,707	0	1,560	0	0	0	1,366	31,000	13,663	0	125,198	1,500	77,360	39,713	66,526	4,265,820	0	0
Red Delicious	Total	14,158,630	0	1,462	71,620	10,930	8,181	1,366	362,000	5,465	182	425,324	15,545	165,732	215,740	91,287	12,740,952	40,989	1,854
	CA	12,548,326	0	800	54,420	0	681	0	342,000	5,465	0	339,899	5,000	164,992	201,509	16,362	11,374,354	40,989	1,854
Rome	Total	112,452	0	0	0	6,148	0	0	2,000	0	0	102,762	0	0	683	858	0	0	0
	CA	87,870	0	0	0	0	0	0	0	0	0	87,187	0	0	683	0	0	0	0
Rome Sport	Total	34,911	0	0	0	0	0	0	0	0	0	31,495	0	0	0	0	0	3,416	0
	CA	34,911	0	0	0	0	0	0	0	0	0	31,495	0	0	0	0	0	3,416	0
Spartan	Total	125,066	0	0	0	0	0	0	0	6,831	0	109,831	0	0	7,178	1,226	0	0	0
	CA	120,096	0	0	0	0	0	0	0	6,831	0	109,216	0	0	2,822	1,226	0	0	0
Stayman	Total	9,403	0	205	0	1,366	0	0	0	0	0	1,366	0	0	1,800	1,250	0	3,416	0
	CA	1,068	0	0	0	0	0	0	0	0	0	0	0	0	547	522	0	0	0
York	Total	42,661	0	0	0	0	0	0	0	8,198	0	30,058	0	0	3,503	219	0	683	0
	CA	41,104	0	0	0	0	0	0	0	8,198	0	30,058	0	0	2,733	115	0	0	0
Others	Total	5,208,783	0	9,506	0	0	104	6,267	405,000	2,049	3,667	715,320	11,122	0	50,794	5,656	3,995,238	0	4,060
	CA	4,133,032	0	7,300	0	0	0	0	330,000	0	250	596,133	3,205	0	26,432	0	3,169,712	0	0
Total Varieties	Total	92,722,692	84,102	37,253	119,680	19,811	22,796	36,097	3,101,000	77,537	15,256	4,617,671	75,898	745,560	1,142,415	264,038	82,192,381	78,562	92,634
	CA	71,195,095	84,102	22,087	70,260	0	681	6,148	2,738,000	75,488	3,270	3,835,327	20,404	678,576	941,206	132,074	62,436,327	67,631	83,514



Table 8: U.S. Apple Holdings: Processing Detail (42-lb Bushels)

Other States include Delaware, Maine, Utah, Wisconsin and any other suppressed (S) state data.

FEBRUARY 2025	STORAGE TYPE	US	CA	CT	ID	IN	MD	MA	MI	NC	NH	NY	OH	OR	PA	VA	WA	WV	OTHER STATES
Ambrosia	Total	313,136	0	0	0	0	0	0	0	0	0	37,953	0	11,374	0	0	263,810	0	0
	CA	205,612	0	0	0	0	0	0	0	0	0	35,953	0	11,374	0	0	158,286	0	0
Cortland	Total	322,052	0	0	0	0	0	0	0	0	0	310,195	0	0	0	11,357	0	0	500
	CA	182,413	0	0	0	0	0	0	0	0	0	170,557	0	0	0	11,357	0	0	500
Cosmic Crisp ®	Total	2,394,286	0	0	0	0	0	0	0	0	0	0	0	0	0	0	2,394,286	0	0
	CA	1,843,875	0	0	0	0	0	0	0	0	0	0	0	0	0	0	1,843,875	0	0
Empire	Total	237,831	7,515	0	0	0	0	0	38,000	2,391	0	185,349	0	0	3,420	1,156	0	0	(0)
	CA	52,573	7,515	0	0	0	0	0	20,000	2,391	0	21,512	0	0	0	1,156	0	0	0
Envy ®	Total	666,667	0	0	0	0	0	0	0	0	0	0	0	0	0	0	666,667	0	0
	CA	346,939	0	0	0	0	0	0	0	0	0	0	0	0	0	0	346,939	0	0
Fuji	Total	2,512,207	4,782	0	0	0	0	0	37,000	1,025	0	28,794	0	41,452	77,154	6,762	2,315,238	0	0
	CA	1,999,765	4,782	0	0	0	0	0	11,000	1,025	0	24,321	0	39,408	69,806	6,067	1,843,356	0	0
Gala	Total	3,708,633	0	0	0	13,663	0	0	220,000	1,366	0	59,710	0	38,791	21,224	3,213	3,344,762	3,416	2,488
	CA	3,214,915	0	0	0	11,613	0	0	150,000	1,366	0	10,912	0	23,022	5,192	3,163	3,003,742	3,416	2,488
Golden Delicious	Total	3,623,362	26,643	0	0	0	1,410	0	561,000	144,873	0	658,889	0	0	448,105	258,313	1,523,810	0	320
	CA	2,763,943	26,643	0	0	0	584	0	424,000	64,183	0	438,779	0	0	362,600	230,135	1,217,019	0	0
Granny Smith	Total	3,691,587	4,000	3	0	0	1,243	0	0	0	0	77,046	0	91,573	15,573	4,412	3,494,286	0	3,452
	CA	2,871,198	4,000	3	0	0	119	0	0	0	0	56,421	0	89,910	342	3,615	2,713,337	0	3,452
Honeycrisp	Total	5,227,213	0	0	0	0	0	0	12,000	0	0	72,872	0	12,674	0	0	5,126,667	0	3,000
	CA	4,354,023	0	0	0	0	0	0	1,000	0	0	23,946	0	11,244	0	0	4,317,833	0	0
Idared	Total	1,930,410	0	1,988	0	0	124	0	481,000	0	0	1,390,625	0	0	2,471	54,202	0	0	0
	CA	1,275,085	0	1,988	0	0	0	0	364,000	0	0	874,976	0	0	0	34,121	0	0	0
Jonathan	Total	97,169	0	0	0	0	0	0	92,000	0	0	5,149	0	0	20	0	0	0	0
	CA	93,149	0	0	0	0	0	0	88,000	0	0	5,149	0	0	0	0	0	0	0
McIntosh	Total	691,421	0	4	0	0	0	0	127,000	342	0	561,849	0	0	125	2,102	0	0	0
	CA	398,084	0	4	0	0	0	0	100,000	342	0	295,636	0	0	0	2,102	0	0	(0)
Mutsu/ Crispin	Total	407,524	0	0	0	0	0	0	0	0	0	398,458	0	0	6,073	2,992	0	0	0
	CA	278,623	0	0	0	0	0	0	0	0	0	275,631	0	0	0	2,992	0	0	0
Newtown Pippin	Total	56,783	53,285	0	0	0	0	0	0	2,733	0	0	0	0	0	765	0	0	0
	CA	13,745	10,247	0	0	0	0	0	0	2,733	0	0	0	0	0	765	0	0	0
Pink Lady/ Cripps Pink	Total	2,041,211	0	0	0	0	0	0	4,000	6,148	0	2,951	0	30,071	2,664	11,137	1,946,667	37,573	0
	CA	1,274,106	0	0	0	0	0	0	1,000	6,148	0	2,951	0	29,010	500	11,137	1,185,787	37,573	0
Red Delicious	Total	2,909,986	0	0	0	0	288	0	116,000	4,515	0	157,653	1,649	61,872	17,770	62,924	2,479,048	7,856	412
	CA	2,414,528	0	0	0	0	0	0	84,000	4,515	0	57,605	1,649	61,872	12,297	34,538	2,149,784	7,856	412
Rome	Total	2,264,017	0	0	0	0	0	0	472,000	198,380	0	1,130,676	0	0	295,834	167,127	0	0	0
	CA	1,623,625	0	0	0	0	0	0	429,000	58,285	0	782,844	0	0	214,804	138,692	0	0	0
Rome Sport	Total	8,467	0	0	0	0	205	0	0	0	0	0	0	0	8,262	0	0	0	0
	CA	205	0	0	0	0	205	0	0	0	0	0	0	0	0	0	0	0	0
Spartan	Total	32,075	0	0	0	0	0	0	0	3,416	0	28,202	0	0	0	458	0	0	0
	CA	21,823	0	0	0	0	0	0	0	3,416	0	17,950	0	0	0	458	0	0	0
Stayman	Total	17,872	0	0	0	0	214	0	0	0	0	0	0	0	23	17,635	0	0	0
	CA	16,433	0	0	0	0	0	0	0	0	0	0	0	0	0	16,433	0	0	0
York	Total	978,589	0	0	0	0	2,901	0	0	0	0	24,174	0	0	733,454	218,061	0	0	0
	CA	882,637	0	0	0	0	2,901	0	0	0	0	24,174	0	0	665,499	190,063	0	0	0
Others	Total	3,318,231	0	6	0	0	35	681	882,000	6,123	0	534,244	0	0	98,738	148,284	1,647,619	0	500
	CA	2,338,302	0	6	0	0	35	0	644,000	6,123	0	160,360	0	0	34,118	115,702	1,377,958	0	0
Total Varieties	Total	37,450,728	96,225	2,001	0	13,663	6,420	681	3,042,000	371,312	0	5,664,789	1,649	287,807	1,730,908	970,899	25,202,857	48,845	10,672
	CA	28,465,602	53,187	2,001	0	11,613	3,844	0	2,316,000	150,527	0	3,279,675	1,649	265,840	1,365,156	802,497	20,157,916	48,845	6,852



Table 9: U.S. Apple Movement: State Summary (42-lb Bushels)

JANUARY 2025	TOTAL		FRESH		PROCESSING	
	REGULAR	CONTROLLED ATMOSPHERE	REGULAR	CONTROLLED ATMOSPHERE	REGULAR	CONTROLLED ATMOSPHERE
United States	(5,172,317)	(16,305,295)	(3,287,199)	(11,850,411)	(1,885,118)	(4,454,884)
California	(6,367)	(36,534)	0	(23,258)	(6,367)	(13,276)
Connecticut	(9,255)	(8,880)	(8,749)	(8,893)	(506)	13
Idaho	(24,538)	(53,972)	(17,459)	(53,972)	(7,079)	0
Indiana	(3,234)	(1,718)	(2,931)	0	(303)	(1,718)
Maryland	(1,898)	(771)	(4,136)	(1,560)	2,238	789
Massachusetts	(12,232)	(953)	(11,873)	(953)	(359)	0
Michigan	(502,115)	(2,572,318)	(39,528)	(1,936,749)	(462,588)	(635,569)
North Carolina	(59,595)	(33,435)	(26,933)	(11,167)	(32,662)	(22,268)
New Hampshire	(5,355)	(504)	(5,355)	(504)	0	0
New York	(639,839)	(699,718)	(247,163)	(327,749)	(392,677)	(371,969)
Ohio	(16,597)	(3,734)	(16,597)	(3,491)	0	(244)
Oregon	(2,523)	(26,783)	(1,900)	(19,244)	(623)	(7,539)
Pennsylvania	(248,561)	(431,905)	(13,471)	(262,454)	(235,090)	(169,451)
Virginia	(11,821)	(238,716)	(28,144)	(38,279)	16,323	(200,437)
Washington	(3,607,408)	(12,154,496)	(2,839,525)	(9,129,998)	(767,883)	(3,024,498)
West Virginia	(1,617)	(17,231)	(1,617)	(10,005)	0	(7,226)
Other States	(19,362)	(23,626)	(21,818)	(22,134)	2,456	(1,492)

Notes: Data reported in 42-pound bushels.

Other States include Delaware, Maine, Utah, Wisconsin and any other suppressed (S) state data.

Table 10: U.S. Apple Movement: Variety Summary (42-lb Bushels)

JANUARY 2025	TOTAL		FRESH		PROCESSING	
	REGULAR	CONTROLLED ATMOSPHERE	REGULAR	CONTROLLED ATMOSPHERE	REGULAR	CONTROLLED ATMOSPHERE
Total Varieties	(5,172,317)	(16,305,295)	(3,287,199)	(11,850,411)	(1,885,118)	(4,454,884)
Ambrosia	(216,905)	(308,140)	(161,381)	(264,213)	(55,524)	(43,927)
Cortland	(36,888)	(24,759)	(16,380)	(6,475)	(20,508)	(18,284)
Cosmic Crisp ®	(583,322)	(1,021,440)	(534,936)	(859,349)	(48,385)	(162,091)
Empire	(159,191)	(398,759)	(28,219)	(137,930)	(130,972)	(260,829)
Envy ®	(337,976)	(324,881)	(254,390)	(234,181)	(83,586)	(90,700)
Fuji	(534,293)	(1,479,292)	(422,835)	(1,148,474)	(111,458)	(330,819)
Gala	(227,740)	(3,338,097)	(190,819)	(2,752,109)	(36,921)	(585,988)
Golden Delicious	(266,826)	(422,439)	(60,615)	(228,526)	(206,211)	(193,913)
Granny Smith	(433,766)	(1,756,145)	(297,916)	(1,291,981)	(135,851)	(464,165)
Honeycrisp	(483,539)	(2,610,605)	(263,428)	(1,725,305)	(220,112)	(885,300)
Idared	(75,438)	(169,914)	(709)	60,534	(74,729)	(230,448)
Jonathan	(16,622)	(39,483)	(10,626)	(7,320)	(5,996)	(32,163)
McIntosh	(115,433)	(222,659)	(55,228)	(88,221)	(60,205)	(134,438)
Mutsu/Crispin	(23,906)	8,554	(1,489)	32,564	(22,417)	(24,010)
Newtown Pippin	(6,367)	(6,377)	0	(4,344)	(6,367)	(2,033)
Pink Lady/Cripps Pink	(526,345)	(604,774)	(412,748)	(417,466)	(113,597)	(187,308)
Red Delicious	(345,303)	(1,932,965)	(213,576)	(1,674,482)	(131,728)	(258,483)
Rome	(123,403)	(76,120)	(7,643)	1,979	(115,760)	(78,099)
Rome Sport	(2,786)	22,489	(2,050)	22,284	(736)	205
Spartan	(2,252)	(78,554)	(735)	(27,585)	(1,517)	(50,968)
Stayman	(7,452)	(4,269)	(2,695)	(1,838)	(4,758)	(2,431)
York	(71,917)	(148,415)	654	(6,081)	(72,570)	(142,335)
Other Varieties	(574,646)	(1,368,249)	(349,436)	(1,091,892)	(225,210)	(276,357)

Note: Data reported in 42-pound bushels.



Table 11:
U.S. Apple Movement:
State History
(42-lb Bushels)

JANUARY 2025	TOTAL			FRESH			PROCESSING		
	2024/25	2023/24	5-YR AVERAGE	2024/25	2023/24	5-YR AVERAGE	2024/25	2023/24	5-YR AVERAGE
United States	(21,477,612)	(19,453,118)	(18,574,819)	(15,137,609)	(14,777,771)	(13,082,701)	(6,340,002)	(4,675,348)	(5,492,118)
California	(42,901)	(126,353)	(62,261)	(23,258)	(88,184)	(39,217)	(19,643)	(38,169)	(23,043)
Connecticut	(18,135)	(18,454)	(12,748)	(17,642)	(16,830)	(10,979)	(493)	(1,624)	(1,768)
Idaho	(78,510)	(64,224)	(41,467)	(71,431)	(49,301)	(39,382)	(7,079)	(14,923)	(2,085)
Indiana	(4,952)	(5,137)	(6,884)	(2,931)	(3,040)	(5,161)	(2,021)	(2,097)	(1,723)
Maryland	(2,669)	(72,633)	(90,216)	(5,696)	(73,907)	(92,920)	3,027	1,274	2,704
Massachusetts	(13,185)	(6,022)	(11,624)	(12,826)	(6,022)	(10,671)	(359)	0	(953)
Michigan	(3,074,433)	(1,480,800)	(1,476,360)	(1,976,277)	(846,800)	(863,960)	(1,098,156)	(634,000)	(612,400)
North Carolina	(93,030)	(80,381)	(51,564)	(38,100)	(22,700)	(14,670)	(54,929)	(57,681)	(36,894)
New Hampshire	(5,860)	(363)	(3,839)	(5,860)	(427)	(3,619)	0	64	(220)
New York	(1,339,557)	(829,871)	(1,377,192)	(574,911)	(1,019,139)	(1,024,491)	(764,646)	189,268	(352,701)
Ohio	(20,331)	(3,767)	(6,380)	(20,087)	(3,514)	(6,798)	(244)	(253)	418
Oregon	(29,306)	(250,830)	(277,218)	(21,144)	(151,655)	(218,782)	(8,162)	(99,174)	(58,436)
Pennsylvania	(680,466)	(740,457)	(753,226)	(275,925)	(270,534)	(277,278)	(404,541)	(469,923)	(475,948)
Virginia	(250,537)	(185,395)	(198,970)	(66,423)	(68,573)	(51,148)	(184,114)	(116,822)	(147,822)
Washington	(15,761,905)	(15,532,381)	(14,139,472)	(11,969,524)	(12,117,143)	(10,387,012)	(3,792,381)	(3,415,238)	(3,752,460)
West Virginia	(18,848)	(19,553)	(32,433)	(11,622)	(12,057)	(9,908)	(7,226)	(7,496)	(22,526)
Other States	(42,988)	(36,496)	(32,963)	(43,952)	(27,944)	(26,703)	964	(8,552)	(6,261)

Notes: Data reported in 42-pound bushels.
Other States include Delaware, Maine, Utah, Wisconsin and any other suppressed (S) state data.

Table 12:
U.S. Apple Movement:
Variety History
(42-lb Bushels)

JANUARY 2025	TOTAL			FRESH			PROCESSING		
	2024/25	2023/24	5-YR AVERAGE	2024/25	2023/24	5-YR AVERAGE	2024/25	2023/24	5-YR AVERAGE
Total Varieties	(21,477,612)	(19,453,118)	(18,574,819)	(15,137,609)	(14,777,771)	(13,082,701)	(6,340,002)	(4,675,348)	(5,492,118)
Ambrosia	(525,045)	(274,533)	(209,270)	(425,594)	(225,054)	(169,442)	(99,451)	(49,479)	(39,828)
Cortland	(61,647)	(3,539)	(79,876)	(22,856)	(22,856)	(38,405)	(38,792)	22,867	(41,471)
Cosmic Crisp®	(1,604,762)	(548,571)	(353,857)	(1,394,286)	(460,000)	(286,428)	(210,476)	(88,571)	(67,428)
Empire	(557,950)	(230,805)	(290,778)	(166,149)	(103,511)	(195,849)	(391,801)	(127,294)	(94,929)
Envy®	(662,857)	(556,190)	(111,238)	(488,571)	(474,286)	(94,857)	(174,286)	(81,905)	(16,381)
Fuji	(2,013,585)	(2,318,995)	(2,222,305)	(1,571,309)	(1,797,978)	(1,668,834)	(442,277)	(521,017)	(553,471)
Gala	(3,565,837)	(3,812,559)	(3,547,904)	(2,942,928)	(2,842,040)	(2,785,482)	(622,909)	(970,519)	(762,423)
Golden Delicious	(689,265)	(843,177)	(1,108,012)	(289,141)	(581,670)	(617,150)	(400,124)	(261,507)	(490,861)
Granny Smith	(2,189,912)	(2,431,977)	(1,806,211)	(1,589,897)	(1,823,691)	(1,399,076)	(600,015)	(608,286)	(407,135)
Honeycrisp	(3,094,144)	(3,465,538)	(2,863,360)	(1,988,733)	(2,449,917)	(1,686,073)	(1,105,412)	(1,015,621)	(1,177,287)
Idared	(245,352)	77,356	(168,044)	59,825	(6,063)	(19,419)	(305,177)	83,419	(148,624)
Jonathan	(56,106)	(16,351)	(31,621)	(17,946)	29,699	(3,891)	(38,159)	(46,051)	(27,730)
McIntosh	(338,092)	(67,401)	(276,369)	(143,449)	(65,632)	(219,778)	(194,643)	(1,769)	(56,592)
Mutsu/Crispin	(15,353)	43,944	(12,787)	31,075	(4,258)	(8,176)	(46,427)	48,203	(4,611)
Newtown Pippin	(12,744)	(16,448)	(14,661)	(4,344)	(7,314)	(4,648)	(8,400)	(9,134)	(10,013)
Pink Lady/Cripps Pink	(1,131,118)	(974,963)	(831,277)	(830,213)	(850,133)	(635,180)	(300,905)	(124,829)	(196,097)
Red Delicious	(2,278,268)	(2,157,667)	(2,312,086)	(1,888,057)	(2,129,451)	(1,979,313)	(390,211)	(28,215)	(332,773)
Rome	(199,524)	(42,291)	(242,268)	(5,664)	(53,433)	(25,896)	(193,859)	11,141	(216,372)
Rome Sport	19,703	(3,827)	(7,850)	20,234	(3,547)	(3,567)	(531)	(280)	(4,283)
Spartan	(80,805)	(18,249)	(18,487)	(28,320)	(17,854)	(18,491)	(52,485)	(394)	3
Stayman	(11,722)	(12,038)	(15,842)	(4,533)	(1,602)	(5,543)	(7,189)	(10,436)	(10,299)
York	(220,332)	(283,498)	(279,165)	(5,427)	(6,429)	(11,251)	(214,905)	(277,069)	(267,913)
Other Varieties	(1,942,895)	(1,495,802)	(1,703,680)	(1,441,328)	(877,201)	(1,155,042)	(501,567)	(618,601)	(548,638)

Note: Data reported in 42-pound bushels.



Table 13: U.S. Apple Performance: Variety Detail

FEBRUARY 2025	FRESH						PROCESSING					
	REMAINING HOLDINGS			MOVEMENT RATE			REMAINING HOLDINGS			MOVEMENT RATE		
	JANUARY 2025	2024/25	2023/24	5-YR AVERAGE	2024/25	2023/24	5-YR AVERAGE	2024/25	2023/24	5-YR AVERAGE	2024/25	2023/24
Total Varieties	71%	70%	68%	14%	13%	14%	81%	78%	75%	14%	11%	14%
Ambrosia	64%	73%	71%	19%	10%	11%	72%	84%	75%	24%	10%	12%
Cortland	49%	50%	54%	16%	17%	20%	88%	74%	60%	11%	-8%	15%
Cosmic Crisp ®	86%	86%	83%	12%	7%	9%	80%	79%	80%	8%	5%	8%
Empire	59%	71%	61%	23%	13%	22%	35%	60%	55%	62%	26%	23%
Envy ®	63%	55%	55%	15%	18%	18%	833%	183%	183%	21%	26%	26%
Fuji	68%	69%	68%	14%	15%	14%	101%	72%	70%	15%	17%	18%
Gala	64%	63%	65%	16%	16%	15%	86%	67%	68%	14%	22%	18%
Golden Delicious	66%	64%	69%	7%	12%	13%	83%	76%	75%	10%	6%	12%
Granny Smith	73%	69%	69%	12%	13%	12%	82%	82%	81%	14%	15%	11%
Honeycrisp	55%	66%	62%	21%	16%	16%	70%	71%	68%	17%	12%	17%
Idared	231%	89%	75%	-160%	7%	16%	97%	74%	89%	14%	-6%	9%
Jonathan	53%	108%	57%	29%	-35%	5%	46%	38%	53%	28%	39%	20%
McIntosh	62%	74%	67%	16%	7%	19%	74%	78%	75%	22%	0%	8%
Mutsu/Crispin	174%	77%	65%	-147%	9%	16%	111%	83%	88%	10%	-16%	2%
Newtown Pippin	75%	71%	58%	13%	15%	12%	75%	71%	66%	13%	13%	15%
Pink Lady/Cripps Pink	114%	81%	83%	9%	12%	10%	105%	98%	91%	13%	7%	13%
Red Delicious	74%	73%	73%	12%	11%	11%	77%	101%	85%	12%	1%	8%
Rome	65%	68%	78%	5%	30%	14%	97%	88%	93%	8%	0%	8%
Rome Sport	229%	89%	75%	-138%	11%	12%	66%	76%	60%	6%	3%	14%
Spartan	75%	93%	87%	18%	13%	15%	44%	75%	131%	62%	9%	0%
Stayman	44%	42%	45%	33%	15%	36%	26%	81%	78%	29%	13%	11%
York	76%	71%	62%	11%	13%	25%	63%	100%	93%	18%	17%	16%
Other Varieties	66%	75%	63%	22%	12%	17%	65%	71%	64%	13%	16%	17%

Note: Remaining Holdings is a cumulative metric while Movement Rate is a monthly snapshot. The first will tell you if you are ahead or behind total disposition compared to the same time last year. The second will tell you if the last month's disposition was faster or slower than the disposition in the same month the previous year.



Figure 1: U.S. Fresh Apple Exports

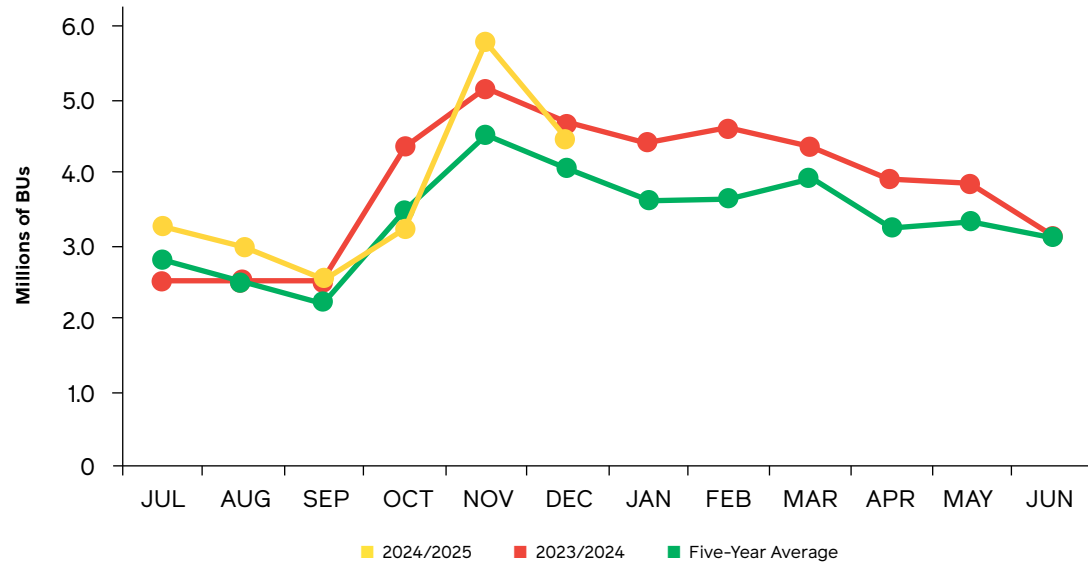


Figure 2: U.S. Fresh Apple Imports

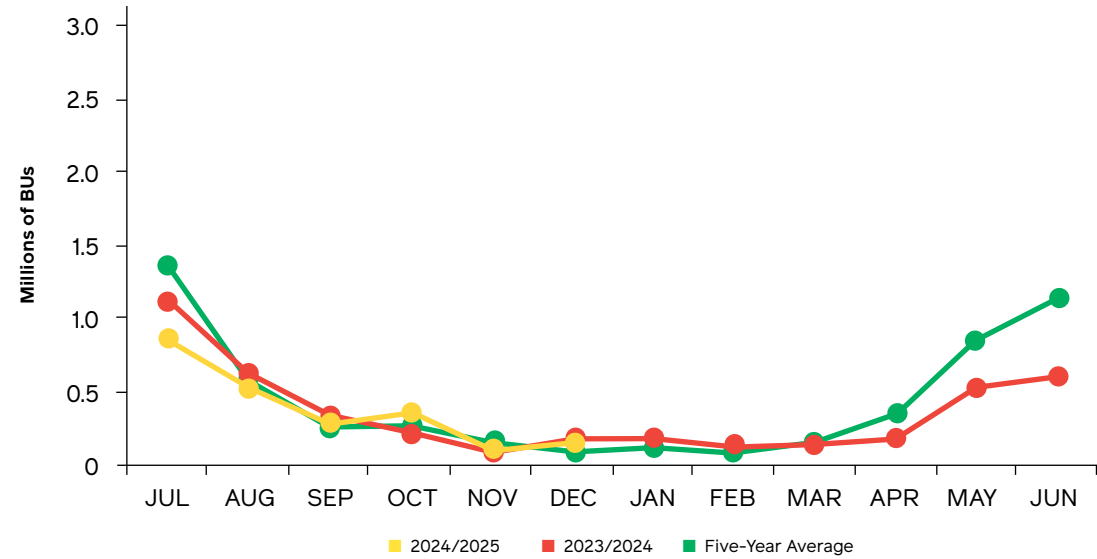


Figure 3: U.S. Fresh Apple Net Trade: Crop YTD

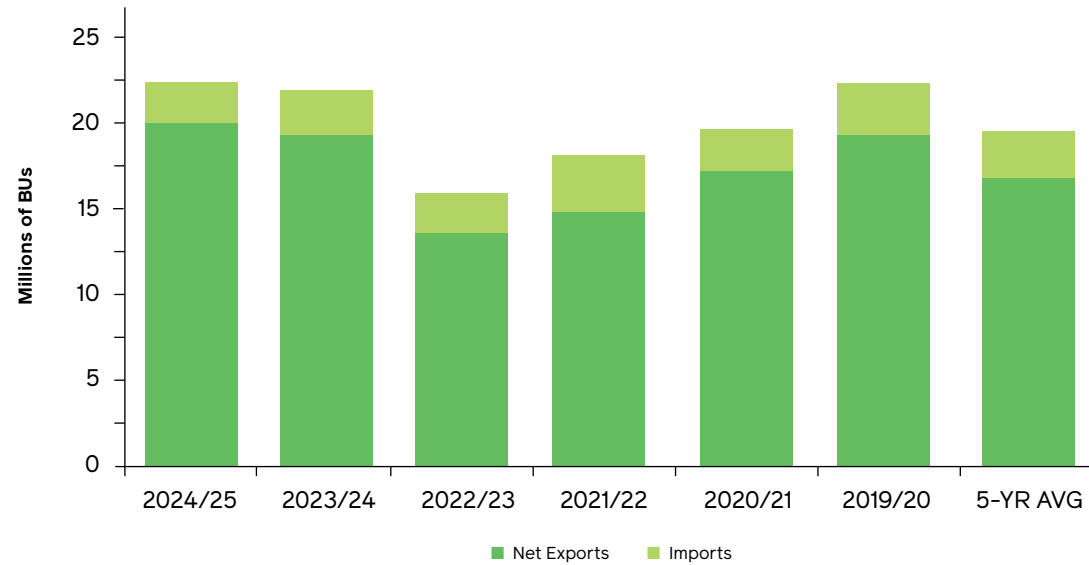
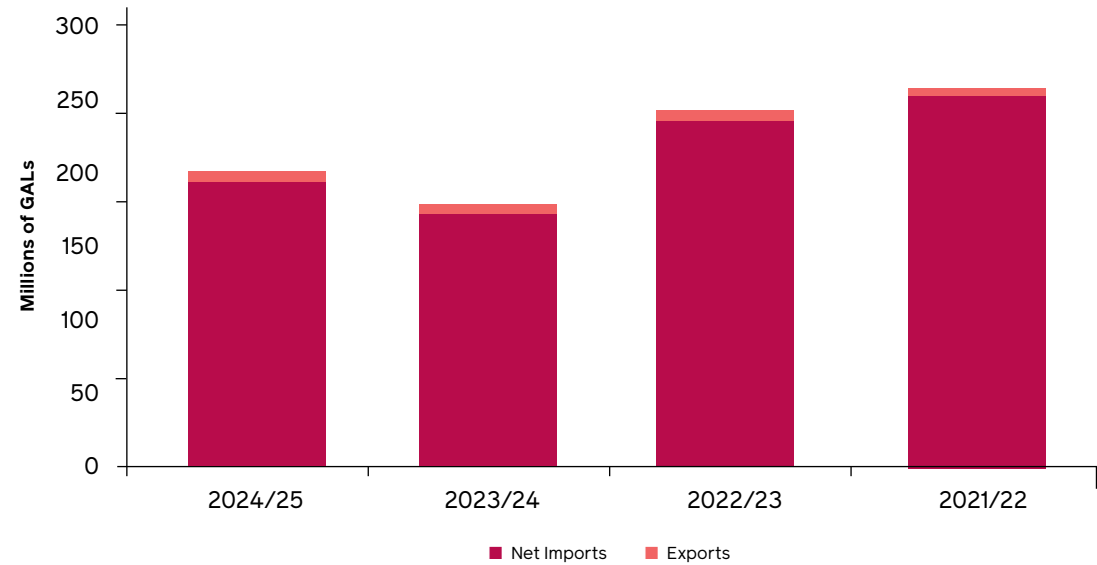


Figure 4: U.S. Apple Juice Concentrate Net Trade: Crop YTD



Sources: USDA, Foreign Agricultural Service, USApple
 Notes: Crop year data reported from July to June - data lags by two months.
 Five-year average does not include current crop year.



Table 14: European Apple Holdings: Country Summary

JANUARY 2025	2024/25	2023/24	5-YR AVERAGE	MOVEMENT (PRIOR MO.)
Total Europe	193,539,405	202,147,813	211,151,660	(30,101,055)
Austria	2,856,498	4,432,136	4,818,317	(311,353)
Belgium	4,013,137	4,724,291	5,213,798	(1,043,102)
Czech Republic	750,096	1,955,288	2,230,876	(164,087)
Denmark	472,629	352,004	388,139	(175,057)
France	32,548,800	33,391,280	31,895,634	(4,865,071)
Germany	12,249,866	14,077,601	15,915,551	(1,564,335)
Italy	67,410,401	63,815,884	62,609,431	(11,328,417)
Poland	48,711,604	57,477,593	62,317,259	(7,296,242)
Spain	10,604,095	9,930,703	10,575,488	(1,198,532)
Switzerland	3,423,565	2,625,702	2,887,160	(348,277)
The Netherlands	5,416,541	5,312,557	7,092,455	(922,371)
United Kingdom	5,082,174	4,052,774	5,207,554	(884,210)

Source: The World Apple and Pear Association
 Note: Data reported in 42-pound bushels.

DISCLAIMER

While efforts have been made to ensure the accuracy and reliability of the information contained in this report, all information in this report is provided by the U.S. Apple Association (USApple) "as-is" with no guarantee of completeness, accuracy or timeliness and without warranty of any kind expressed or implied by USApple. Use of such information is voluntary, and reliance on it should only be undertaken after an independent review of its accuracy, completeness and applicability.

© 2025 U.S. Apple Association. Reproduction in whole or in part of the material contained herein is prohibited without prior permission from USApple.

For more information, contact the author of this report, Christopher Gerlach, Director, Industry Analytics at USApple: 7600 Leesburg Pike, Suite 400 East | Falls Church, VA 22043 | 703.442.8850 | usapple.org

Table 15: European Apple Holdings: Variety Summary

JANUARY 2025	2024/25	2023/24	5-YR AVERAGE	MOVEMENT (PRIOR MO.)
Total Varieties	193,539,405	202,147,813	211,235,767	(30,101,055)
Annurca	787,364	472,419	514,411	(787,364)
Boskoop	619,270	641,833	804,613	(362,293)
Braeburn	5,449,326	5,712,884	6,741,758	(820,528)
Bramley	362,083	196,684	1,010,808	(56,585)
Cameo	274,580	158,050	210,079	(15,642)
Cortland	-	-	-	-
Cox Orange	43,620	10,603	146,975	(62,727)
Cripps Pink	13,223,291	12,581,892	10,349,606	(1,311,532)
Elstar	5,750,135	5,019,586	6,445,099	(902,778)
Fuji	7,092,939	6,790,129	7,659,222	(1,245,427)
Gala	18,928,102	21,378,822	23,288,039	(5,866,663)
Gloster	950,559	1,052,129	2,578,209	(242,161)
Golden Delicious	49,283,615	53,848,985	51,177,924	(5,038,595)
Granny Smith	9,382,694	7,572,358	8,580,950	(1,229,513)
Holsteiner Cox	13,438	20,786	54,801	(17,060)
Idared	7,779,379	8,831,407	11,502,721	(790,527)
Jonagold	7,170,480	8,430,647	10,267,374	(1,373,195)
Jonagored	1,417,170	1,533,330	2,362,760	(88,919)
Jonathan	-	-	-	-
Lobo	-	-	-	-
Morgendurf/imperat	624,575	530,241	794,020	(185,348)
Pinova	4,558,883	5,153,131	4,271,339	(666,412)
Red Delicious	8,610,044	7,907,887	9,644,697	(2,052,218)
Red Jonaprince	9,998,520	11,731,551	12,002,798	(671,039)
Reinette	1,824,542	1,546,334	1,732,083	(334,788)
Shampion	4,215,811	4,768,383	5,973,344	(531,786)
Stayman	-	-	-	-
Spartan	-	-	7,433	-
Other Varieties	35,178,986	36,257,742	33,114,705	(5,447,957)

Source: The World Apple and Pear Association
 Note: Data reported in 42-pound bushels.

