

January 1 U.S. Holdings

Sponsored by



107.8 Million Fresh-Market Holdings

DOWN
4% YOY

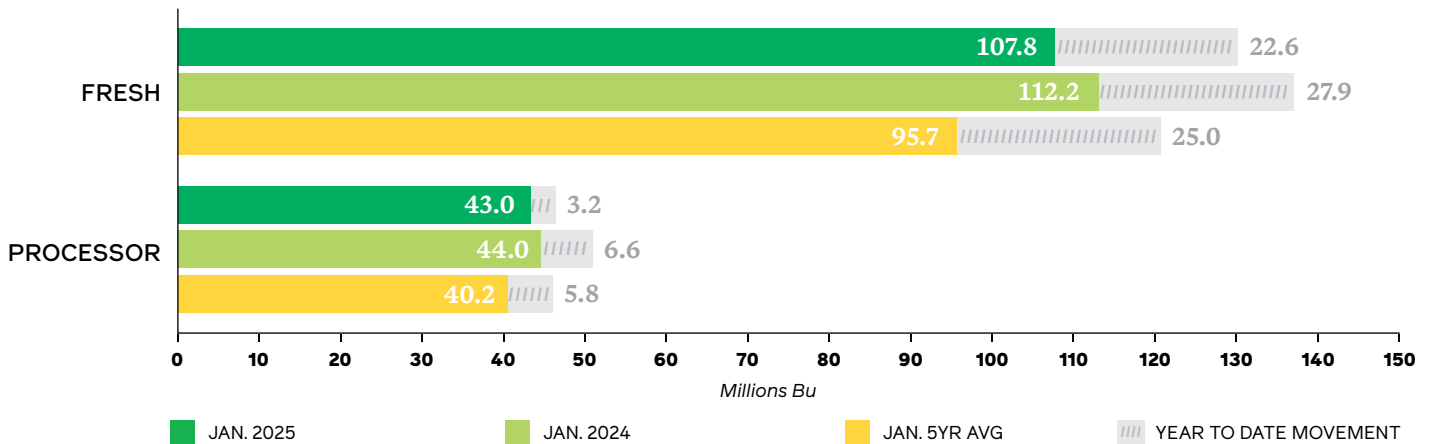
U.S. fresh apple holdings on January 1, 2025 totaled 107.8 million bushels, 4 percent less than the inventories reported last January and 13 more than the January five-year average.

43 Million Processing Apple Holdings

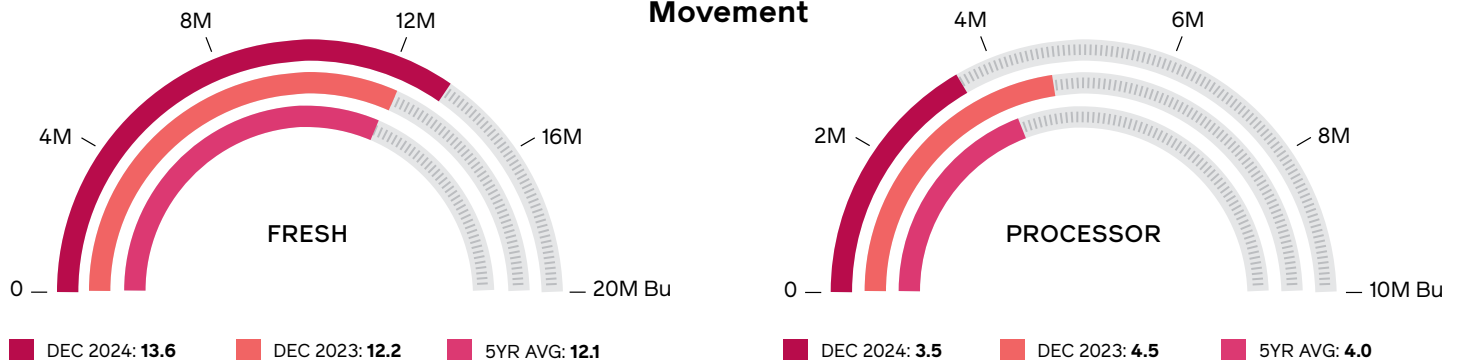
DOWN
2% YOY

U.S. processing apple holdings on January 1, 2025 totaled 43 million bushels, 2 percent less than the inventories reported last January and 7 percent less than the January five-year average.

Holdings



Movement



Tables & Figures

TABLES

Table 1:	USAppleTracker Summary.....	2
Table 2:	U.S. Apple Holdings: State Summary.....	3
Table 3:	U.S. Apple Holdings: Variety Summary.....	3
Table 4:	U.S. Apple Holdings: State History.....	4
Table 5:	U.S. Apple Holdings: Variety History.....	4
Table 6:	U.S. Apple Holdings: Total Detail.....	5
Table 7:	U.S. Apple Holdings: Fresh Detail.....	6
Table 8:	U.S. Apple Holdings: Processing Detail.....	7
Table 9:	U.S. Apple Movement: State Summary.....	8
Table 10:	U.S. Apple Movement: Variety Summary.....	8
Table 11:	U.S. Apple Movement: State History.....	9
Table 12:	U.S. Apple Movement: Variety History.....	9
Table 13:	U.S. Apple Performance: Variety Detail.....	10
Table 14:	European Apple Holdings: Country Summary.....	12
Table 15:	European Apple Holdings: Variety Summary.....	12

FIGURES

Figure 1:	U.S. Fresh Apple Exports.....	11
Figure 2:	U.S. Fresh Apple Imports.....	11
Figure 3:	U.S. Fresh Apple Net Trade: Crop YTD.....	11
Figure 4:	U.S. Apple Juice Concentrate Net Trade: Crop YTD.....	11

Table 1:
USAppleTracker
Summary
 (Millions of 42-lb Bushels)

JANUARY 2025		2024/25	2023/24	5-YR AVERAGE
Total Holdings		150.8	156.2	135.9
By Use	Fresh	107.8	112.2	95.7
	Processing	43.0	44.0	40.2
By Storage Type	Regular	35.1	35.4	29.5
	CA	115.6	120.9	106.3
Total Movement (prior month)		(17.1)	(16.7)	(16.1)
By Use	Fresh	(13.6)	(12.2)	(12.1)
	Processing	(3.5)	(4.5)	(4.0)
By Storage Type	Regular	(4.2)	(5.2)	(4.6)
	CA	(12.9)	(11.5)	(11.5)



Table 2: U.S. Apple Holdings: State Summary (42-lb Bushels)

JANUARY 2025	TOTAL		FRESH		PROCESSING	
	REGULAR	CONTROLLED ATMOSPHERE	REGULAR	CONTROLLED ATMOSPHERE	REGULAR	CONTROLLED ATMOSPHERE
United States	35,139,372	115,633,055	24,798,273	83,013,787	10,341,100	32,619,268
California	49,405	173,823	0	107,361	49,405	66,463
Connecticut	24,421	32,968	23,915	30,980	506	1,988
Idaho	73,958	124,232	66,879	124,232	7,079	0
Indiana	25,095	13,332	22,742	0	2,353	13,332
Maryland	26,589	5,296	26,251	2,241	338	3,055
Massachusetts	42,861	7,101	41,821	7,101	1,040	0
Michigan	1,591,115	7,626,318	402,528	4,674,749	1,188,588	2,951,569
North Carolina	282,429	259,449	28,983	86,655	253,447	172,795
New Hampshire	17,341	3,774	17,341	3,774	0	0
New York	3,278,048	7,537,092	1,029,506	4,163,076	2,248,541	3,374,016
Ohio	72,091	25,787	72,091	23,894	0	1,893
Oregon	75,056	915,889	52,361	666,101	22,694	249,788
Pennsylvania	815,523	2,738,267	214,681	1,203,660	600,842	1,534,607
Virginia	312,188	1,173,287	160,109	170,353	152,079	1,002,934
Washington	28,408,403	94,748,740	22,595,579	71,566,326	5,812,824	23,182,414
West Virginia	12,547	133,707	12,547	77,636	(0)	56,071
Other States	32,302	113,992	30,938	105,648	1,364	8,344

Other States include Delaware, Maine, Utah, Wisconsin and any other suppressed (S) state data.

Table 3: U.S. Apple Holdings: Variety Summary (42-lb Bushels)

JANUARY 2025	TOTAL		FRESH		PROCESSING	
	REGULAR	CONTROLLED ATMOSPHERE	REGULAR	CONTROLLED ATMOSPHERE	REGULAR	CONTROLLED ATMOSPHERE
Total Varieties	35,139,372	115,633,055	24,798,273	83,013,787	10,341,100	32,619,268
Ambrosia	1,036,141	1,595,639	873,093	1,354,252	163,048	241,387
Cortland	225,094	281,851	65,920	81,154	159,174	200,697
Cosmic Crisp ®	4,990,828	9,061,553	4,392,032	7,055,587	598,796	2,005,966
Empire	385,297	895,779	137,505	582,377	247,792	313,402
Envy ®	2,046,187	1,950,003	1,642,873	1,512,365	403,314	437,638
Fuji	3,215,131	10,847,604	2,590,506	8,504,423	624,625	2,343,181
Gala	2,185,804	20,837,123	1,664,690	17,007,570	521,114	3,829,553
Golden Delicious	1,983,649	6,009,272	953,628	3,120,310	1,030,021	2,888,962
Granny Smith	3,274,336	14,055,846	2,314,938	10,774,718	959,399	3,281,128
Honeycrisp	2,949,778	12,821,475	1,854,441	7,578,296	1,095,337	5,243,179
Idared	447,459	1,500,998	6,660	30,615	440,798	1,470,383
Jonathan	22,724	174,572	12,708	49,261	10,016	125,312
McIntosh	682,417	1,077,270	328,875	544,748	353,542	532,522
Mutsu/Crispin	107,945	318,666	5,172	16,033	102,773	302,633
Newtown Pippin	49,405	49,483	0	33,705	49,405	15,778
Pink Lady/Cripps Pink	5,518,050	6,502,313	4,638,367	5,040,973	879,683	1,461,340
Red Delicious	2,471,506	16,872,966	1,839,760	14,206,187	631,746	2,666,779
Rome	711,485	1,614,031	32,226	85,891	679,259	1,528,140
Rome Sport	11,048	12,627	2,050	12,627	8,998	0
Spartan	17,474	220,473	5,706	147,681	11,768	72,792
Stayman	17,227	21,770	11,030	2,906	6,197	18,864
York	169,426	1,072,156	904	47,184	168,522	1,024,972
Other Varieties	2,620,960	7,839,583	1,425,188	5,224,923	1,195,772	2,614,660



Table 4:
U.S. Apple Holdings:
State History
(42-lb Bushels)

JANUARY 2025	TOTAL			FRESH			PROCESSING		
	2024/25	2023/24	5-YR AVERAGE	2024/25	2023/24	5-YR AVERAGE	2024/25	2023/24	5-YR AVERAGE
United States	150,772,427	156,245,034	135,877,307	107,812,060	112,245,545	95,695,810	42,960,367	43,999,489	40,181,497
California	223,228	338,754	256,233	107,361	195,756	137,749	115,868	142,998	118,483
Connecticut	57,389	74,231	51,150	54,895	64,829	45,407	2,494	9,402	5,743
Idaho	198,190	407,528	267,435	191,111	303,522	236,534	7,079	104,005	30,901
Indiana	38,426	39,611	38,145	22,742	23,443	23,449	15,684	16,168	14,696
Maryland	31,885	481,303	374,809	28,492	301,633	253,268	3,393	179,670	121,541
Massachusetts	49,962	46,434	55,462	48,922	46,434	54,083	1,040	0	1,379
Michigan	9,217,433	10,075,800	8,098,760	5,077,277	6,054,800	4,260,160	4,140,156	4,021,000	3,838,600
North Carolina	541,879	619,788	432,878	115,637	175,032	106,132	426,241	444,756	326,746
New Hampshire	21,116	3,485	12,544	21,116	1,825	11,684	0	1,660	860
New York	10,815,139	10,965,168	10,153,947	5,192,582	6,468,505	5,566,818	5,622,557	4,496,663	4,587,130
Ohio	97,878	29,047	48,324	95,985	27,096	45,358	1,893	1,951	2,966
Oregon	990,945	1,135,234	1,129,509	718,462	744,055	853,791	272,482	391,179	275,718
Pennsylvania	3,553,790	5,430,607	5,048,494	1,418,341	1,667,993	1,410,493	2,135,449	3,762,614	3,638,001
Virginia	1,485,475	1,556,734	1,791,791	330,462	382,408	338,914	1,155,013	1,174,326	1,452,877
Washington	123,157,143	124,799,048	107,765,337	94,161,905	95,615,238	82,191,493	28,995,238	29,183,810	25,573,843
West Virginia	146,255	150,764	259,267	90,184	92,964	82,431	56,071	57,800	176,836
Other States	146,294	91,499	93,222	136,586	80,011	78,045	9,708	11,488	15,177

Other States include Delaware, Maine, Utah, Wisconsin and any other suppressed (S) state data.

Table 5:
U.S. Apple Holdings:
Variety History
(42-lb Bushels)

JANUARY 2025	TOTAL			FRESH			PROCESSING		
	2024/25	2023/24	5-YR AVERAGE	2024/25	2023/24	5-YR AVERAGE	2024/25	2023/24	5-YR AVERAGE
Total Varieties	150,772,427	156,245,034	135,877,307	107,812,060	112,245,545	95,695,810	42,960,367	43,999,489	40,181,497
Ambrosia	2,631,780	2,842,699	1,812,268	2,227,345	2,364,765	1,479,048	404,434	477,934	333,220
Cortland	506,945	434,316	457,575	147,074	157,534	189,534	359,871	276,782	268,042
Cosmic Crisp ®	14,052,381	8,600,952	4,177,800	11,447,619	6,897,143	3,311,134	2,604,762	1,703,810	866,666
Empire	1,281,076	1,275,539	1,292,502	719,882	788,961	886,272	561,194	486,577	406,230
Envy ®	3,996,190	3,016,190	603,238	3,155,238	2,699,048	539,810	840,952	317,143	63,429
Fuji	14,062,735	15,016,453	14,876,887	11,094,929	11,941,372	11,737,078	2,967,806	3,075,081	3,139,809
Gala	23,022,927	22,289,169	22,534,019	18,672,260	17,947,201	18,378,843	4,350,668	4,341,968	4,155,175
Golden Delicious	7,992,921	9,561,165	8,874,346	4,073,938	4,819,148	4,616,231	3,918,983	4,742,017	4,258,115
Granny Smith	17,330,182	18,504,867	15,188,645	13,089,656	14,416,520	11,612,186	4,240,526	4,088,347	3,576,458
Honeycrisp	15,771,253	23,765,215	17,711,026	9,432,737	15,530,420	10,640,290	6,338,516	8,234,796	7,070,736
Idared	1,948,457	1,489,743	1,866,735	37,276	92,120	124,703	1,911,182	1,397,623	1,742,032
Jonathan	197,297	203,069	214,328	61,969	85,160	75,683	135,328	117,909	138,645
McIntosh	1,759,687	1,733,307	1,828,928	873,623	963,055	1,143,625	886,064	770,252	685,303
Mutsu/Crispin	426,612	343,243	345,452	21,205	49,409	50,034	405,406	293,834	295,418
Newtown Pippin	98,888	117,828	106,891	33,705	47,402	39,397	65,183	70,427	67,495
Pink Lady/Cripps Pink	12,020,363	9,100,420	7,541,772	9,679,341	7,344,077	6,075,653	2,341,023	1,756,344	1,466,119
Red Delicious	19,344,472	22,514,408	21,235,631	16,045,947	18,544,569	17,297,767	3,298,525	3,969,839	3,937,864
Rome	2,325,516	2,463,029	2,807,729	118,116	179,101	186,106	2,207,400	2,283,928	2,621,623
Rome Sport	23,675	42,043	62,378	14,677	33,707	30,918	8,998	8,336	31,460
Spartan	237,947	141,805	132,695	153,387	137,221	125,382	84,560	4,584	7,313
Stayman	38,997	93,787	108,584	13,936	10,739	15,257	25,061	83,047	93,327
York	1,241,582	1,639,790	1,699,469	48,088	49,571	44,786	1,193,494	1,590,219	1,654,683
Other Varieties	10,460,543	11,055,998	10,135,852	6,650,111	7,147,304	6,894,424	3,810,431	3,908,694	3,241,428



Table 6: U.S. Apple Holdings: Total Detail (42-lb Bushels)

Other States include Delaware, Maine, Utah, Wisconsin and any other suppressed (S) state data.

JANUARY 2025	STORAGE TYPE	US	CA	CT	ID	IN	MD	MA	MI	NC	NH	NY	OH	OR	PA	VA	WA	WV	OTHER STATES
Ambrosia	Total	2,631,780	0	0	0	0	0	0	0	0	0	99,322	1,000	12,995	31,209	0	2,485,714	0	1,540
	CA	1,595,639	0	0	0	0	0	0	0	0	0	63,663	0	12,995	27,552	0	1,491,429	0	0
Cortland	Total	506,945	0	4,815	0	0	0	4,404	0	0	3,663	464,128	750	0	3,092	13,037	0	3,137	9,920
	CA	281,851	0	2,060	0	0	0	0	0	0	1,365	256,531	94	0	627	13,037	0	3,137	5,000
Cosmic Crisp ®	Total	14,052,381	0	0	0	0	0	0	0	0	0	0	0	0	0	0	14,052,381	0	0
	CA	9,061,553	0	0	0	0	0	0	0	0	0	0	0	0	0	0	9,061,553	0	0
Empire	Total	1,281,076	9,724	14,441	0	0	0	452	355,491	11,371	1,251	869,145	344	0	9,737	3,785	0	4,705	630
	CA	895,779	9,724	9,500	0	0	0	0	258,703	11,371	127	599,080	282	0	3,207	3,785	0	0	0
Envy ®	Total	3,996,190	0	0	0	0	0	0	0	0	0	0	0	0	0	0	3,996,190	0	0
	CA	1,950,003	0	0	0	0	0	0	0	0	0	0	0	0	0	0	1,950,003	0	0
Fuji	Total	14,062,735	5,489	404	17,702	0	10,328	191	1,038,431	5,097	587	514,143	12,626	218,365	402,555	33,708	11,792,381	6,274	4,454
	CA	10,847,604	5,489	200	0	0	0	0	900,034	5,097	476	392,127	4,313	194,784	347,063	19,316	8,975,568	3,137	0
Gala	Total	23,022,927	0	433	39,225	15,684	900	1,182	1,754,840	29,824	306	1,013,824	22,019	201,544	281,245	23,890	19,603,810	3,921	30,280
	CA	20,837,123	0	0	34,825	13,332	899	0	1,674,335	21,174	0	848,190	5,142	191,858	253,798	16,711	17,743,279	3,921	29,660
Golden Delicious	Total	7,992,921	101,163	392	12,628	0	4,410	0	774,301	170,573	730	680,654	10,342	1,480	729,112	343,396	5,140,952	20,389	2,398
	CA	6,009,272	101,163	0	5,391	0	584	0	529,166	75,246	0	462,037	6,539	0	547,904	294,706	3,966,147	20,389	0
Granny Smith	Total	17,330,182	30,000	1,194	30,708	1,568	1,243	0	0	6,780	0	148,026	7,613	152,140	131,842	21,534	16,773,333	0	24,200
	CA	14,055,846	30,000	640	8,937	0	119	0	0	0	0	124,487	1,126	140,157	102,872	10,705	13,613,702	0	23,100
Honeycrisp	Total	15,771,253	0	0	0	0	146	4,871	815,910	0	763	509,458	2,060	61,551	48,782	1,359	14,280,952	0	45,400
	CA	12,821,475	0	0	0	0	96	1,568	732,691	0	0	403,448	0	56,537	23,236	0	11,566,900	0	37,000
Idared	Total	1,948,457	0	2,223	0	0	124	0	687,463	0	0	1,188,677	1,569	0	3,076	65,324	0	0	0
	CA	1,500,998	0	1,988	0	0	0	0	512,884	0	0	922,814	329	0	0	62,984	0	0	0
Jonathan	Total	197,297	0	0	0	0	0	3,921	158,297	0	0	27,398	850	0	6,737	94	0	0	0
	CA	174,572	0	0	0	0	0	3,921	136,588	0	0	27,398	0	0	6,666	0	0	0	0
McIntosh	Total	1,759,687	0	15,613	0	0	0	23,522	395,291	1,568	6,911	1,288,255	4,107	0	4,254	2,465	0	0	17,700
	CA	1,077,270	0	11,900	0	0	0	17	342,827	1,568	1,806	700,316	250	0	2,573	2,413	0	0	13,600
Mutsu/ Crispin	Total	426,612	0	34	0	0	4	0	0	0	2,294	399,731	250	0	20,459	3,839	0	0	0
	CA	318,666	0	0	0	0	0	0	0	0	0	313,503	141	0	1,587	3,435	0	0	0
Newtown Pippin	Total	98,888	76,852	0	0	0	0	0	0	15,684	0	0	0	0	1,255	5,097	0	0	0
	CA	49,483	27,447	0	0	0	0	0	0	15,684	0	0	0	0	1,255	5,097	0	0	0
Pink Lady/ Cripps Pink	Total	12,020,363	0	3,578	7,273	0	469	1,568	66,937	26,992	143	143,777	4,600	111,222	46,707	93,490	11,470,476	43,131	0
	CA	6,502,313	0	2,160	0	0	0	1,568	54,273	22,742	0	124,495	0	109,113	34,038	88,220	6,022,572	43,131	0
Red Delicious	Total	19,344,472	0	1,828	90,654	12,547	11,534	2,829	1,004,963	13,657	447	675,284	22,519	231,647	285,992	187,918	16,740,952	56,071	5,632
	CA	16,872,966	0	800	75,078	0	1,246	26	865,661	11,457	0	453,483	3,893	210,445	244,786	69,325	14,875,064	56,071	5,632
Rome	Total	2,325,516	0	0	0	7,058	205	0	419,714	227,727	0	1,094,520	200	0	378,512	197,580	0	0	0
	CA	1,614,031	0	0	0	0	205	0	340,113	66,907	0	761,604	0	0	276,536	168,665	0	0	0
Rome Sport	Total	23,675	0	0	0	0	0	0	0	2,050	0	8,706	0	0	8,998	0	0	3,921	0
	CA	12,627	0	0	0	0	0	0	0	0	0	8,706	0	0	0	0	0	3,921	0
Spartan	Total	237,947	0	0	0	0	0	0	0	11,763	0	216,011	0	0	8,240	1,932	0	0	0
	CA	220,473	0	0	0	0	0	0	0	11,763	0	203,537	0	0	3,240	1,932	0	0	0
Stayman	Total	38,997	0	235	0	1,568	206	0	0	0	0	4,728	0	0	6,659	21,679	0	3,921	0
	CA	21,770	0	0	0	0	0	0	0	0	0	1,680	0	0	627	19,463	0	0	0
York	Total	1,241,582	0	0	0	0	2,155	0	0	9,410	0	62,255	0	0	901,911	265,066	0	784	0
	CA	1,072,156	0	0	0	0	2,147	0	0	9,410	0	62,255	0	0	766,013	232,330	0	0	0
Others	Total	10,460,543	0	12,199	0	0	161	7,022	1,745,795	9,382	4,020	1,407,098	7,028	0	243,416	200,283	6,820,000	0	4,140
	CA	7,839,583	0	3,720	0	0	0	0	1,279,043	7,029	0	807,738	3,679	0	94,688	161,161	5,482,524	0	0
Total Varieties	Total	150,772,427	223,228	57,389	198,190	38,426	31,885	49,962	9,217,433	541,879	21,116	10,815,139	97,878	990,945	3,553,790	1,485,475	123,157,143	146,255	146,294
	CA	115,633,055	173,823	32,968	124,232	13,332	5,296	7,101	7,626,318	259,449	3,774	7,537,092	25,787	915,889	2,738,267	1,173,287	94,748,740	133,707	113,992



Table 7: U.S. Apple Holdings: Fresh Detail (42-lb Bushels)

Other States include Delaware, Maine, Utah, Wisconsin and any other suppressed (S) state data.

JANUARY 2025	STORAGE TYPE	US	CA	CT	ID	IN	MD	MA	MI	NC	NH	NY	OH	OR	PA	VA	WA	WV	OTHER STATES
Ambrosia	Total	2,227,345	0	0	0	0	0	0	0	0	0	26,050	1,000	9,451	31,209	0	2,158,095	0	1,540
	CA	1,354,252	0	0	0	0	0	0	0	0	0	22,392	0	9,451	27,552	0	1,294,857	0	0
Cortland	Total	147,074	0	4,813	0	0	0	4,404	0	0	3,663	117,295	750	0	3,092	0	0	3,137	9,920
	CA	81,154	0	2,060	0	0	0	0	0	0	1,365	68,871	94	0	627	0	0	3,137	5,000
Cosmic Crisp ®	Total	11,447,619	0	0	0	0	0	0	0	0	0	0	0	0	0	0	11,447,619	0	0
	CA	7,055,587	0	0	0	0	0	0	0	0	0	0	0	0	0	0	7,055,587	0	0
Empire	Total	719,882	1,098	14,441	0	0	0	452	34,373	8,626	1,251	645,335	344	0	6,168	2,458	0	4,705	630
	CA	582,377	1,098	9,500	0	0	0	0	29,850	8,626	127	527,229	282	0	3,207	2,458	0	0	0
Envy ®	Total	3,155,238	0	0	0	0	0	0	0	0	0	0	0	0	0	0	3,155,238	0	0
	CA	1,512,365	0	0	0	0	0	0	0	0	0	0	0	0	0	0	1,512,365	0	0
Fuji	Total	11,094,929	0	404	12,411	0	10,328	191	970,589	3,921	587	485,289	12,626	162,415	304,755	25,223	9,096,190	6,274	3,726
	CA	8,504,423	0	200	0	0	0	0	862,043	3,921	476	368,836	4,313	141,661	277,688	13,245	6,828,904	3,137	0
Gala	Total	18,672,260	0	433	38,425	0	900	1,182	1,562,170	28,255	306	938,487	22,019	142,527	271,146	20,201	15,619,048	0	27,160
	CA	17,007,570	0	0	34,825	0	899	0	1,519,655	19,605	0	835,663	5,142	139,533	247,838	13,081	14,164,788	0	26,540
Golden Delicious	Total	4,073,938	70,579	392	12,628	0	3,826	0	132,970	4,268	730	65,048	10,342	1,313	218,582	49,957	3,480,952	20,389	1,962
	CA	3,120,310	70,579	0	5,391	0	0	0	119,401	1,568	0	55,296	6,539	0	180,669	20,120	2,640,357	20,389	0
Granny Smith	Total	13,089,656	20,000	1,190	30,108	1,568	1,124	0	0	6,780	0	60,118	7,613	109,046	111,078	16,469	12,704,762	0	19,800
	CA	10,774,718	20,000	640	8,937	0	0	0	0	0	0	59,720	1,126	101,933	102,480	6,554	10,454,428	0	18,900
Honeycrisp	Total	9,432,737	0	0	0	0	146	4,871	755,305	0	763	425,805	2,060	42,626	46,782	1,359	8,107,619	0	45,400
	CA	7,578,296	0	0	0	0	96	1,568	731,786	0	0	375,960	0	41,118	23,236	0	6,367,532	0	37,000
Idared	Total	37,276	0	235	0	0	0	0	19,900	0	0	15,500	1,569	0	7	64	0	0	0
	CA	30,615	0	0	0	0	0	0	17,187	0	0	13,100	329	0	0	0	0	0	0
Jonathan	Total	61,969	0	0	0	0	0	3,921	28,946	0	0	21,487	850	0	6,671	94	0	0	0
	CA	49,261	0	0	0	0	0	3,921	17,187	0	0	21,487	0	0	6,666	0	0	0	0
McIntosh	Total	873,623	0	15,609	0	0	0	23,522	156,488	1,176	6,911	643,802	4,107	0	4,254	52	0	0	17,700
	CA	544,748	0	11,900	0	0	0	17	142,920	1,176	1,806	370,506	250	0	2,573	0	0	0	13,600
Mutsu/ Crispin	Total	21,205	0	6	0	0	4	0	0	0	2,294	17,952	250	0	295	404	0	0	0
	CA	16,033	0	0	0	0	0	0	0	0	0	15,892	141	0	0	0	0	0	0
Newtown Pippin	Total	33,705	15,684	0	0	0	0	0	0	12,547	0	0	0	0	1,255	4,219	0	0	0
	CA	33,705	15,684	0	0	0	0	0	0	12,547	0	0	0	0	1,255	4,219	0	0	0
Pink Lady/ Cripps Pink	Total	9,679,341	0	3,578	7,273	0	469	1,568	55,178	19,934	143	135,183	4,600	81,392	39,223	81,276	9,249,524	0	0
	CA	5,040,973	0	2,160	0	0	0	1,568	45,228	15,684	0	116,802	0	79,355	34,038	76,431	4,669,707	0	0
Red Delicious	Total	16,045,947	0	1,828	90,266	12,547	11,534	2,829	799,628	8,474	447	496,043	20,626	169,692	269,876	118,116	13,992,381	47,052	4,608
	CA	14,206,187	0	800	75,078	0	1,246	26	773,396	6,274	0	388,325	2,000	153,051	230,670	32,107	12,491,554	47,052	4,608
Rome	Total	118,116	0	0	0	7,058	0	0	4,523	0	0	104,566	200	0	784	985	0	0	0
	CA	85,891	0	0	0	0	0	0	0	0	0	85,106	0	0	784	0	0	0	0
Rome Sport	Total	14,677	0	0	0	0	0	0	0	2,050	0	8,706	0	0	0	0	0	3,921	0
	CA	12,627	0	0	0	0	0	0	0	0	0	8,706	0	0	0	0	0	3,921	0
Spartan	Total	153,387	0	0	0	0	0	0	0	7,842	0	135,898	0	0	8,240	1,407	0	0	0
	CA	147,681	0	0	0	0	0	0	0	7,842	0	135,192	0	0	3,240	1,407	0	0	0
Stayman	Total	13,936	0	235	0	1,568	0	0	0	0	0	4,728	0	0	2,048	1,434	0	3,921	0
	CA	2,906	0	0	0	0	0	0	0	0	0	1,680	0	0	627	599	0	0	0
York	Total	48,088	0	0	0	0	0	0	0	9,410	0	34,505	0	0	3,137	252	0	784	0
	CA	47,184	0	0	0	0	0	0	0	9,410	0	34,505	0	0	3,137	132	0	0	0
Others	Total	6,650,111	0	11,731	0	0	161	5,982	557,207	2,353	4,020	810,783	7,028	0	89,739	6,493	5,150,476	0	4,140
	CA	5,224,923	0	3,720	0	0	0	0	416,096	0	0	657,808	3,679	0	57,374	0	4,086,246	0	0
Total Varieties	Total	107,812,060	107,361	54,895	191,111	22,742	28,492	48,922	5,077,277	115,637	21,116	5,192,582	95,985	718,462	1,418,341	330,462	94,161,905	90,184	136,586
	CA	83,013,787	107,361	30,980	124,232	0	2,241	7,101	4,674,749	86,655	3,774	4,163,076	23,894	666,101	1,203,660	170,353	71,566,326	77,636	105,648



Table 8: U.S. Apple Holdings: Processing Detail (42-lb Bushels)

Other States include Delaware, Maine, Utah, Wisconsin and any other suppressed (S) state data.

JANUARY 2025	STORAGE TYPE	US	CA	CT	ID	IN	MD	MA	MI	NC	NH	NY	OH	OR	PA	VA	WA	WV	OTHER STATES
Ambrosia	Total	404,434	0	0	0	0	0	0	0	0	0	73,271	0	3,544	0	0	327,619	0	0
	CA	241,387	0	0	0	0	0	0	0	0	0	41,271	0	3,544	0	0	196,571	0	0
Cortland	Total	359,871	0	2	0	0	0	0	0	0	0	346,832	0	0	0	13,037	0	0	(0)
	CA	200,697	0	0	0	0	0	0	0	0	0	187,660	0	0	0	13,037	0	0	0
Cosmic Crisp ®	Total	2,604,762	0	0	0	0	0	0	0	0	0	0	0	0	0	0	2,604,762	0	0
	CA	2,005,966	0	0	0	0	0	0	0	0	0	0	0	0	0	0	2,005,966	0	0
Empire	Total	561,194	8,626	0	0	0	0	0	321,118	2,745	0	223,810	0	0	3,569	1,327	0	0	0
	CA	313,402	8,626	0	0	0	0	0	228,853	2,745	0	71,851	0	0	0	1,327	0	0	0
Envy ®	Total	840,952	0	0	0	0	0	0	0	0	0	0	0	0	0	0	840,952	0	0
	CA	437,638	0	0	0	0	0	0	0	0	0	0	0	0	0	0	437,638	0	0
Fuji	Total	2,967,806	5,489	0	5,291	0	0	0	67,842	1,176	0	28,855	0	55,950	97,800	8,485	2,696,190	0	728
	CA	2,343,181	5,489	0	0	0	0	0	37,991	1,176	0	23,290	0	53,123	69,375	6,071	2,146,664	0	0
Gala	Total	4,350,668	0	0	800	15,684	0	0	192,671	1,568	0	75,337	0	59,017	10,099	3,689	3,984,762	3,921	3,120
	CA	3,829,553	0	0	0	13,332	0	0	154,679	1,568	0	12,527	0	52,325	5,960	3,631	3,578,490	3,921	3,120
Golden Delicious	Total	3,918,983	30,584	0	0	0	584	0	641,331	166,305	0	615,606	0	167	510,530	293,439	1,660,000	0	436
	CA	2,888,962	30,584	0	0	0	584	0	409,764	73,678	0	406,741	0	0	367,235	274,586	1,325,790	0	0
Granny Smith	Total	4,240,526	10,000	4	600	0	119	0	0	0	0	87,908	0	43,094	20,764	5,066	4,068,571	0	4,400
	CA	3,281,128	10,000	0	0	0	119	0	0	0	0	64,767	0	38,225	392	4,151	3,159,273	0	4,200
Honeycrisp	Total	6,338,516	0	0	0	0	0	0	60,605	0	0	83,652	0	18,925	2,000	0	6,173,333	0	0
	CA	5,243,179	0	0	0	0	0	0	905	0	0	27,488	0	15,419	0	0	5,199,367	0	0
Idared	Total	1,911,182	0	1,988	0	0	124	0	667,563	0	0	1,173,178	0	0	3,069	65,260	0	0	0
	CA	1,470,383	0	1,988	0	0	0	0	495,697	0	0	909,714	0	0	0	62,984	0	0	0
Jonathan	Total	135,328	0	0	0	0	0	0	129,352	0	0	5,910	0	0	66	0	0	0	0
	CA	125,312	0	0	0	0	0	0	119,401	0	0	5,910	0	0	0	0	0	0	0
McIntosh	Total	886,064	0	4	0	0	0	0	238,803	392	0	644,452	0	0	0	2,413	0	0	0
	CA	532,522	0	0	0	0	0	0	199,907	392	0	329,810	0	0	0	2,413	0	0	(0)
Mutsu/ Crispin	Total	405,406	0	28	0	0	0	0	0	0	0	381,779	0	0	20,164	3,435	0	0	0
	CA	302,633	0	0	0	0	0	0	0	0	0	297,611	0	0	1,587	3,435	0	0	0
Newtown Pippin	Total	65,183	61,168	0	0	0	0	0	0	3,137	0	0	0	0	0	878	0	0	0
	CA	15,778	11,763	0	0	0	0	0	0	3,137	0	0	0	0	0	878	0	0	0
Pink Lady/ Cripps Pink	Total	2,341,023	0	0	0	0	0	0	11,759	7,058	0	8,593	0	29,830	7,484	12,214	2,220,952	43,131	0
	CA	1,461,340	0	0	0	0	0	0	9,046	7,058	0	7,693	0	29,758	0	11,789	1,352,864	43,131	0
Red Delicious	Total	3,298,525	0	0	388	0	0	0	205,334	5,183	0	179,240	1,893	61,955	16,116	69,802	2,748,571	9,018	1,024
	CA	2,666,779	0	0	0	0	0	0	92,265	5,183	0	65,158	1,893	57,394	14,116	37,218	2,383,510	9,018	1,024
Rome	Total	2,207,400	0	0	0	0	205	0	415,192	227,727	0	989,954	0	0	377,728	196,594	0	0	0
	CA	1,528,140	0	0	0	0	205	0	340,113	66,907	0	676,498	0	0	275,752	168,665	0	0	0
Rome Sport	Total	8,998	0	0	0	0	0	0	0	0	0	0	0	0	8,998	0	0	0	0
	CA	0	0	0	0	0	0	0	0	0	0	0	0	0	0	0	0	0	0
Spartan	Total	84,560	0	0	0	0	0	0	0	3,921	0	80,114	0	0	0	525	0	0	0
	CA	72,792	0	0	0	0	0	0	0	3,921	0	68,345	0	0	0	525	0	0	0
Stayman	Total	25,061	0	0	0	0	206	0	0	0	0	0	0	0	4,611	20,244	0	0	0
	CA	18,864	0	0	0	0	0	0	0	0	0	0	0	0	0	18,864	0	0	0
York	Total	1,193,494	0	0	0	0	2,155	0	0	0	0	27,750	0	0	898,774	264,814	0	0	0
	CA	1,024,972	0	0	0	0	2,147	0	0	0	0	27,750	0	0	762,876	232,198	0	0	0
Others	Total	3,810,431	0	468	0	0	0	1,040	1,188,588	7,029	0	596,316	0	0	153,677	193,790	1,669,524	0	(0)
	CA	2,614,660	0	0	0	0	0	0	862,947	7,029	0	149,930	0	0	37,314	161,161	1,396,278	0	0
Total Varieties	Total	42,960,367	115,868	2,494	7,079	15,684	3,393	1,040	4,140,156	426,241	0	5,622,557	1,893	272,482	2,135,449	1,155,013	28,995,238	56,071	9,708
	CA	32,619,268	66,463	1,988	0	13,332	3,055	0	2,951,569	172,795	0	3,374,016	1,893	249,788	1,534,607	1,002,934	23,182,414	56,071	8,344



Table 9: U.S. Apple Movement: State Summary (42-lb Bushels)

DECEMBER 2024	TOTAL		FRESH		PROCESSING	
	REGULAR	CONTROLLED ATMOSPHERE	REGULAR	CONTROLLED ATMOSPHERE	REGULAR	CONTROLLED ATMOSPHERE
United States	(4,194,427)	(12,928,821)	(2,923,873)	(10,724,676)	(1,270,554)	(2,204,145)
California	(28,213)	(60,175)	(15,000)	(39,218)	(13,213)	(20,958)
Connecticut	(7,499)	(8,160)	(7,148)	(8,160)	(351)	0
Idaho	(25,130)	(13,108)	(21,233)	(13,108)	(3,897)	0
Indiana	(2,648)	(1,407)	(2,400)	0	(248)	(1,407)
Maryland	(31,559)	(1,246,150)	(31,897)	(1,245,396)	338	(754)
Massachusetts	(8,484)	(749)	(8,213)	(749)	(271)	0
Michigan	(167,885)	(804,682)	(42,472)	(493,251)	(125,412)	(311,431)
North Carolina	(63,390)	(27,376)	26,382	(9,143)	(89,772)	(18,232)
New Hampshire	(1,830)	(398)	(1,830)	(398)	0	0
New York	(417,080)	(310,055)	(298,037)	(648,234)	(119,043)	338,179
Ohio	(36,807)	(3,266)	(36,807)	(3,066)	0	(200)
Oregon	(7,919)	(96,639)	(5,525)	(70,283)	(2,395)	(26,356)
Pennsylvania	(494,814)	(221,440)	(31,921)	(175,314)	(462,893)	(46,125)
Virginia	(76,291)	(104,013)	(27,427)	(37,611)	(48,865)	(66,402)
Washington	(2,782,174)	(9,990,207)	(2,386,558)	(7,948,680)	(395,616)	(2,041,527)
West Virginia	(1,324)	(14,108)	(1,324)	(8,192)	(0)	(5,916)
Other States	(41,380)	(26,888)	(32,464)	(23,872)	(8,916)	(3,016)

Notes: Data reported in 42-pound bushels.

Other States include Delaware, Maine, Utah, Wisconsin and any other suppressed (S) state data.

Table 10: U.S. Apple Movement: Variety Summary (42-lb Bushels)

DECEMBER 2024	TOTAL		FRESH		PROCESSING	
	REGULAR	CONTROLLED ATMOSPHERE	REGULAR	CONTROLLED ATMOSPHERE	REGULAR	CONTROLLED ATMOSPHERE
Total Varieties	(4,194,427)	(12,928,821)	(2,923,873)	(10,724,676)	(1,270,554)	(2,204,145)
Ambrosia	(150,534)	(218,027)	(168,986)	(196,727)	18,452	(21,300)
Cortland	(42,566)	9,433	(22,475)	(30,128)	(20,091)	39,561
Cosmic Crisp ®	(406,119)	(719,595)	(367,586)	(590,509)	(38,533)	(129,086)
Empire	(55,697)	(106,582)	(30,108)	(73,515)	(25,589)	(33,067)
Envy ®	(331,633)	(314,081)	(278,193)	(256,093)	(53,440)	(57,988)
Fuji	(439,737)	(1,207,477)	(376,122)	(1,072,222)	(63,616)	(135,255)
Gala	(266,581)	(2,595,503)	(171,972)	(2,007,616)	(94,610)	(587,887)
Golden Delicious	(222,551)	(301,641)	(109,385)	(306,757)	(113,165)	5,116
Granny Smith	(327,917)	(1,307,508)	(289,932)	(1,244,608)	(37,984)	(62,900)
Honeycrisp	(435,447)	(1,891,814)	(286,475)	(1,182,927)	(148,971)	(708,888)
Idared	(76,571)	120,931	(1,746)	(2,552)	(74,826)	123,483
Jonathan	(2,937)	(18,939)	(1,953)	(5,717)	(984)	(13,222)
McIntosh	(96,268)	(97,703)	(61,699)	(96,881)	(34,570)	(822)
Mutsu/Crispin	(9,478)	68,722	(4,927)	(2,100)	(4,550)	70,822
Newtown Pippin	(5,213)	(5,221)	0	(3,556)	(5,213)	(1,665)
Pink Lady/Cripps Pink	(313,685)	(364,209)	(319,785)	(390,500)	6,100	26,291
Red Delicious	(269,846)	(2,907,383)	(203,077)	(2,681,267)	(66,769)	(226,116)
Rome	(80,846)	(1,804)	(8,115)	653	(72,731)	(2,457)
Rome Sport	(6,838)	(488)	1,710	(488)	(8,548)	0
Spartan	2,404	36,948	3,646	(7,589)	(1,242)	44,537
Stayman	(46,339)	(1,880)	(26,106)	111	(20,233)	(1,990)
York	(240,960)	(31,062)	(135)	(4,979)	(240,825)	(26,084)
Other Varieties	(369,068)	(1,073,937)	(200,450)	(568,710)	(168,618)	(505,228)

Note: Data reported in 42-pound bushels.



Table 11:
U.S. Apple Movement:
State History
 (42-lb Bushels)

DECEMBER 2024	TOTAL			FRESH			PROCESSING		
	2024/25	2023/24	5-YR AVERAGE	2024/25	2023/24	5-YR AVERAGE	2024/25	2023/24	5-YR AVERAGE
United States	(17,123,248)	(16,708,594)	(16,146,612)	(13,648,549)	(12,172,011)	(12,136,995)	(3,474,699)	(4,536,583)	(4,009,617)
California	(88,388)	(36,836)	(86,353)	(54,218)	(21,287)	(52,936)	(34,171)	(15,550)	(33,417)
Connecticut	(15,659)	(17,703)	(13,765)	(15,308)	(15,573)	(12,814)	(351)	(2,130)	(951)
Idaho	(38,238)	(58,377)	(67,543)	(34,341)	(45,103)	(60,483)	(3,897)	(13,275)	(7,060)
Indiana	(4,054)	(8,277)	(6,002)	(2,400)	(5,769)	(3,925)	(1,655)	(2,508)	(2,077)
Maryland	(1,277,709)	(60,967)	(65,314)	(1,277,293)	(42,115)	(66,191)	(416)	(18,852)	876
Massachusetts	(9,233)	(7,276)	(12,960)	(8,962)	(7,276)	(12,818)	(271)	0	(142)
Michigan	(972,567)	(1,584,200)	(1,562,000)	(535,723)	(1,011,200)	(1,005,600)	(436,844)	(573,000)	(556,400)
North Carolina	(90,766)	(67,397)	(129,476)	17,238	(19,033)	(28,105)	(108,004)	(48,363)	(101,371)
New Hampshire	(2,228)	(12,180)	(11,689)	(2,228)	(13,420)	(11,641)	0	1,240	(48)
New York	(727,135)	(3,003,210)	(1,246,830)	(946,271)	(793,060)	(534,793)	219,136	(2,210,150)	(712,038)
Ohio	(40,073)	(3,159)	(28,393)	(39,873)	(2,946)	(27,009)	(200)	(212)	(1,384)
Oregon	(104,558)	102,656	31,182	(75,808)	27,286	53,876	(28,751)	75,370	(22,693)
Pennsylvania	(716,254)	(540,598)	(373,362)	(207,235)	(334,893)	(251,805)	(509,018)	(205,706)	(121,557)
Virginia	(180,305)	(189,408)	(238,426)	(65,038)	(64,183)	(51,744)	(115,267)	(125,225)	(186,682)
Washington	(12,772,381)	(11,162,857)	(12,243,220)	(10,335,238)	(9,771,429)	(10,015,539)	(2,437,143)	(1,391,429)	(2,227,681)
West Virginia	(15,432)	(16,394)	(44,334)	(9,516)	(10,109)	(12,681)	(5,916)	(6,285)	(31,653)
Other States	(68,268)	(42,410)	(48,127)	(56,336)	(41,902)	(42,788)	(11,932)	(508)	(5,339)

Notes: Data reported in 42-pound bushels.
 Other States include Delaware, Maine, Utah, Wisconsin and any other suppressed (S) state data.

Table 12:
U.S. Apple Movement:
Variety History
 (42-lb Bushels)

DECEMBER 2024	TOTAL			FRESH			PROCESSING		
	2024/25	2023/24	5-YR AVERAGE	2024/25	2023/24	5-YR AVERAGE	2024/25	2023/24	5-YR AVERAGE
Total Varieties	(17,123,248)	(16,708,594)	(16,146,612)	(13,648,549)	(12,172,011)	(12,136,995)	(3,474,699)	(4,536,583)	(4,009,617)
Ambrosia	(368,561)	(169,436)	(168,963)	(365,713)	(171,477)	(135,761)	(2,848)	2,040	(33,202)
Cortland	(33,133)	(179,521)	(94,800)	(52,603)	(42,949)	(33,042)	19,470	(136,572)	(61,758)
Cosmic Crisp®	(1,125,714)	(554,286)	(392,453)	(958,095)	(373,333)	(261,786)	(167,619)	(180,952)	(130,667)
Empire	(162,280)	(155,113)	(165,956)	(103,624)	(133,449)	(123,310)	(58,656)	(21,663)	(42,646)
Envy®	(645,714)	(413,333)	(82,667)	(534,286)	(401,905)	(80,381)	(111,429)	(11,429)	(2,286)
Fuji	(1,647,214)	(2,106,718)	(1,966,528)	(1,448,343)	(1,686,914)	(1,705,822)	(198,871)	(419,804)	(260,705)
Gala	(2,862,084)	(2,500,099)	(2,973,502)	(2,179,588)	(2,667,608)	(2,677,941)	(682,497)	167,509	(295,561)
Golden Delicious	(524,191)	(1,251,265)	(835,242)	(416,142)	(472,153)	(476,686)	(108,049)	(779,112)	(358,556)
Granny Smith	(1,635,424)	(987,188)	(1,571,300)	(1,534,540)	(1,066,097)	(1,294,228)	(100,884)	78,909	(277,072)
Honeycrisp	(2,327,261)	(2,689,054)	(2,619,962)	(1,469,402)	(1,921,307)	(1,752,554)	(857,859)	(767,747)	(867,408)
Idared	44,360	(794,212)	(370,709)	(4,297)	(3,236)	(19,627)	48,657	(790,976)	(351,082)
Jonathan	(21,875)	(25,445)	(58,437)	(7,669)	(6,606)	(14,954)	(14,206)	(18,839)	(43,483)
McIntosh	(193,971)	(269,571)	(199,156)	(158,580)	(156,712)	(117,685)	(35,391)	(112,859)	(81,471)
Mutsu/Crispin	59,244	(180,340)	(56,603)	(7,028)	(4,541)	(9,072)	66,272	(175,800)	(47,530)
Newtown Pippin	(10,434)	(11,327)	(27,903)	(3,556)	(3,669)	(14,576)	(6,878)	(7,658)	(13,327)
Pink Lady/Cripps Pink	(677,894)	(798,274)	(612,554)	(710,285)	(660,672)	(517,377)	32,391	(137,602)	(95,177)
Red Delicious	(3,177,229)	(1,858,408)	(2,093,095)	(2,884,344)	(1,634,525)	(1,862,365)	(292,885)	(223,883)	(230,729)
Rome	(82,650)	(537,418)	(62,159)	(7,462)	(18,794)	(40,495)	(75,188)	(518,624)	(21,663)
Rome Sport	(7,326)	(4,128)	(5,000)	1,222	(3,546)	(1,146)	(8,548)	(582)	(3,854)
Spartan	39,352	9,282	(2,610)	(3,943)	9,781	(2,103)	43,295	(498)	(507)
Stayman	(48,219)	(6,502)	(13,718)	(25,996)	(2,620)	(3,063)	(22,223)	(3,882)	(10,655)
York	(272,022)	(24,187)	(162,113)	(5,114)	(5,390)	(3,800)	(266,908)	(18,797)	(158,313)
Other Varieties	(1,443,005)	(1,202,051)	(1,573,640)	(769,160)	(744,290)	(955,486)	(673,845)	(457,760)	(618,154)

Note: Data reported in 42-pound bushels.



Table 13: U.S. Apple Performance: Variety Detail

JANUARY 2025	FRESH						PROCESSING					
	REMAINING HOLDINGS			MOVEMENT RATE			REMAINING HOLDINGS			MOVEMENT RATE		
	2024/25	2023/24	5-YR AVERAGE	2024/25	2023/24	5-YR AVERAGE	2024/25	2023/24	5-YR AVERAGE	2024/25	2023/24	5-YR AVERAGE
DECEMBER 2024												
Total Varieties	83%	80%	79%	11%	10%	11%	93%	87%	87%	7%	9%	9%
Ambrosia	80%	81%	80%	14%	7%	8%	93%	93%	85%	1%	0%	9%
Cortland	58%	60%	68%	26%	21%	15%	99%	68%	71%	-6%	33%	19%
Cosmic Crisp ®	98%	93%	91%	8%	5%	7%	87%	83%	87%	6%	10%	13%
Empire	77%	82%	78%	13%	14%	12%	83%	81%	72%	9%	4%	10%
Envy ®	75%	67%	67%	14%	13%	13%	1051%	247%	247%	12%	3%	3%
Fuji	79%	81%	80%	12%	12%	13%	119%	87%	86%	6%	12%	8%
Gala	76%	74%	77%	10%	13%	13%	100%	86%	83%	14%	-4%	7%
Golden Delicious	71%	73%	79%	9%	9%	9%	90%	80%	85%	3%	14%	8%
Granny Smith	82%	79%	79%	10%	7%	10%	94%	96%	92%	2%	-2%	7%
Honeycrisp	70%	78%	73%	13%	11%	14%	84%	81%	82%	12%	9%	11%
Idared	89%	95%	88%	10%	3%	14%	96%	70%	97%	-3%	36%	17%
Jonathan	75%	80%	60%	11%	7%	16%	63%	62%	67%	10%	14%	24%
McIntosh	75%	80%	83%	15%	14%	9%	94%	79%	82%	4%	13%	11%
Mutsu/Crispin	71%	84%	78%	25%	8%	15%	110%	71%	90%	-20%	37%	14%
Newtown Pippin	86%	84%	66%	10%	7%	27%	86%	82%	77%	10%	10%	16%
Pink Lady/Cripps Pink	124%	92%	92%	7%	8%	8%	120%	105%	105%	-1%	7%	6%
Red Delicious	83%	82%	82%	15%	8%	10%	87%	102%	93%	8%	5%	6%
Rome	69%	97%	91%	6%	9%	18%	95%	88%	101%	3%	19%	1%
Rome Sport	96%	100%	85%	-9%	10%	4%	70%	79%	69%	49%	7%	11%
Spartan	92%	107%	102%	3%	-8%	2%	115%	82%	131%	-105%	10%	6%
Stayman	65%	50%	71%	65%	20%	17%	36%	92%	88%	47%	4%	10%
York	86%	82%	82%	10%	10%	8%	77%	121%	111%	18%	1%	9%
Other Varieties	85%	86%	76%	10%	9%	12%	75%	84%	77%	15%	10%	16%

Note: Remaining Holdings is a cumulative metric while Movement Rate is a monthly snapshot. The first will tell you if you are ahead or behind total disposition compared to the same time last year. The second will tell you if the last month's disposition was faster or slower than the disposition in the same month the previous year.



Figure 1: U.S. Fresh Apple Exports

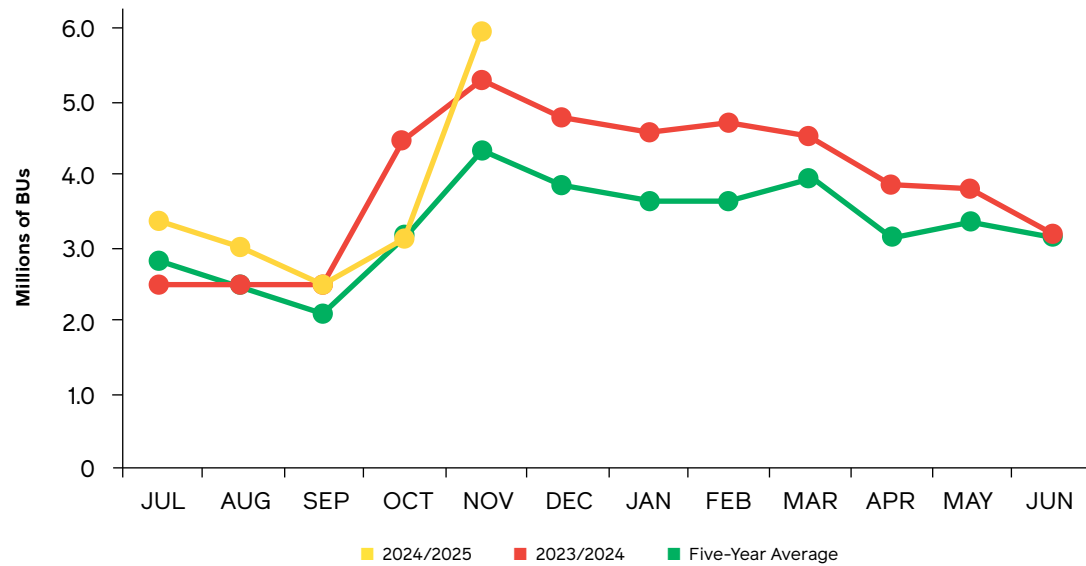


Figure 2: U.S. Fresh Apple Imports

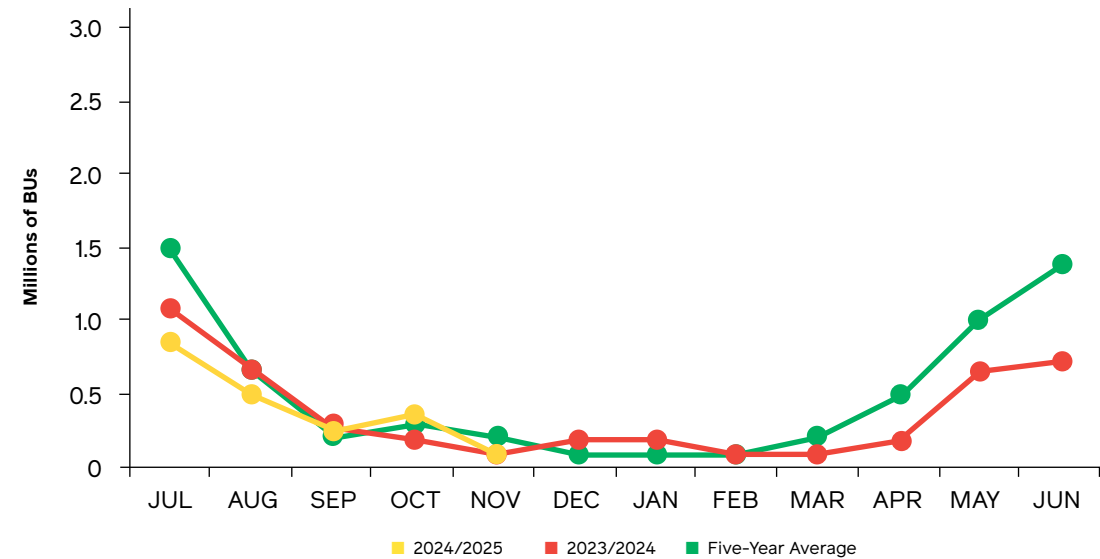


Figure 3: U.S. Fresh Apple Net Trade: Crop YTD

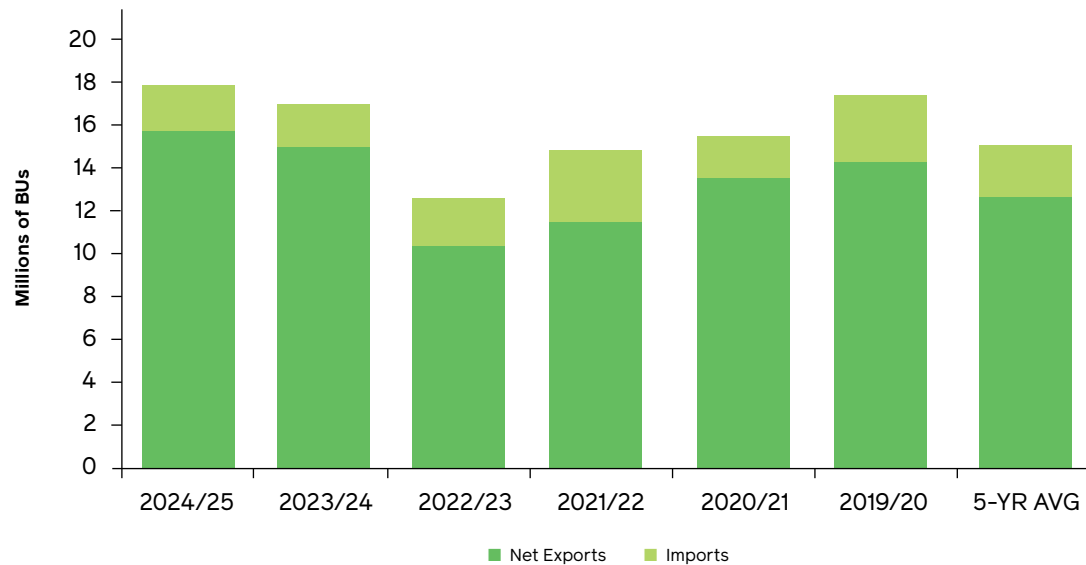


Figure 4: U.S. Apple Juice Concentrate Net Trade: Crop YTD



Sources: USDA, Foreign Agricultural Service, USApple
 Notes: Crop year data reported from July to June - data lags by two months.
 Five-year average does not include current crop year.



Table 14: European Apple Holdings: Country Summary

DECEMBER 2024	2024/25	2023/24	5-YR AVERAGE	MOVEMENT (PRIOR MO.)
Total Europe	223,640,460	225,275,433	238,584,189	N/A
Austria	3,167,851	4,868,153	5,276,913	N/A
Belgium	5,056,239	6,814,895	7,147,103	N/A
Czech Republic	914,182	2,328,709	2,705,636	N/A
Denmark	647,686	465,595	490,391	N/A
France	37,413,871	37,573,759	36,532,359	N/A
Germany	13,814,201	16,470,086	18,206,151	N/A
Italy	78,738,818	72,444,114	71,146,439	N/A
Poland	56,007,846	64,301,417	74,190,712	N/A
Spain	11,802,627	10,874,913	11,854,928	N/A
Switzerland	3,771,842	2,989,307	3,230,325	N/A
The Netherlands	6,338,912	6,144,486	7,803,231	N/A
United Kingdom	5,966,384	-	-	N/A

Source: The World Apple and Pear Association
 Note: Data reported in 42-pound bushels.

DISCLAIMER

While efforts have been made to ensure the accuracy and reliability of the information contained in this report, all information in this report is provided by the U.S. Apple Association (USApple) "as-is" with no guarantee of completeness, accuracy or timeliness and without warranty of any kind expressed or implied by USApple. Use of such information is voluntary, and reliance on it should only be undertaken after an independent review of its accuracy, completeness and applicability.

© 2025 U.S. Apple Association. Reproduction in whole or in part of the material contained herein is prohibited without prior permission from USApple.

For more information, contact the author of this report, Christopher Gerlach, Director, Industry Analytics at USApple: 7600 Leesburg Pike, Suite 400 East | Falls Church, VA 22043 | 703.442.8850 | usapple.org

Table 15: European Apple Holdings: Variety Summary

DECEMBER 2024	2024/25	2023/24	5-YR AVERAGE	MOVEMENT (PRIOR MO.)
Total Varieties	223,640,460	225,275,433	238,584,189	N/A
Annurca	1,574,729	1,049,819	1,259,783	N/A
Boskoop	981,563	1,025,812	1,174,289	N/A
Braeburn	6,269,854	5,499,192	6,439,489	N/A
Bramley	418,668	-	-	N/A
Cameo	290,222	-	-	N/A
Cortland	-	-	-	N/A
Cox Orange	106,347	8,241	15,957	N/A
Cripps Pink	14,534,823	13,816,929	11,753,947	N/A
Elstar	6,652,913	6,056,233	7,188,107	N/A
Fuji	8,338,366	8,018,257	8,624,757	N/A
Gala	24,794,764	23,507,689	26,354,407	N/A
Gloster	1,192,720	1,315,161	3,176,448	N/A
Golden Delicious	54,322,210	58,272,036	56,545,088	N/A
Granny Smith	10,612,207	8,594,130	9,772,582	N/A
Holsteiner Cox	30,497	45,772	140,340	N/A
Idared	8,569,905	9,915,727	13,255,507	N/A
Jonagold	8,543,676	10,264,957	12,913,164	N/A
Jonagored	1,506,089	1,837,168	2,672,311	N/A
Jonathan	-	-	-	N/A
Lobo	-	-	-	N/A
Morgendurf/imperat	809,923	761,478	937,532	N/A
Pinova	5,225,294	5,573,896	4,773,185	N/A
Red Delicious	10,662,262	9,319,355	11,397,232	N/A
Red Jonaprince	10,669,559	12,771,309	13,778,831	N/A
Reinette	2,159,330	1,956,675	2,009,148	N/A
Shampion	4,747,597	5,315,339	7,273,472	N/A
Stayman	-	-	-	N/A
Spartan	-	-	5,113	N/A
Other Varieties	40,626,942	40,350,257	37,123,500	N/A

Source: The World Apple and Pear Association
 Note: Data reported in 42-pound bushels.

