

November 1 U.S. Holdings

Sponsored by



130 Million Fresh-Market Holdings

DOWN
7% YOY

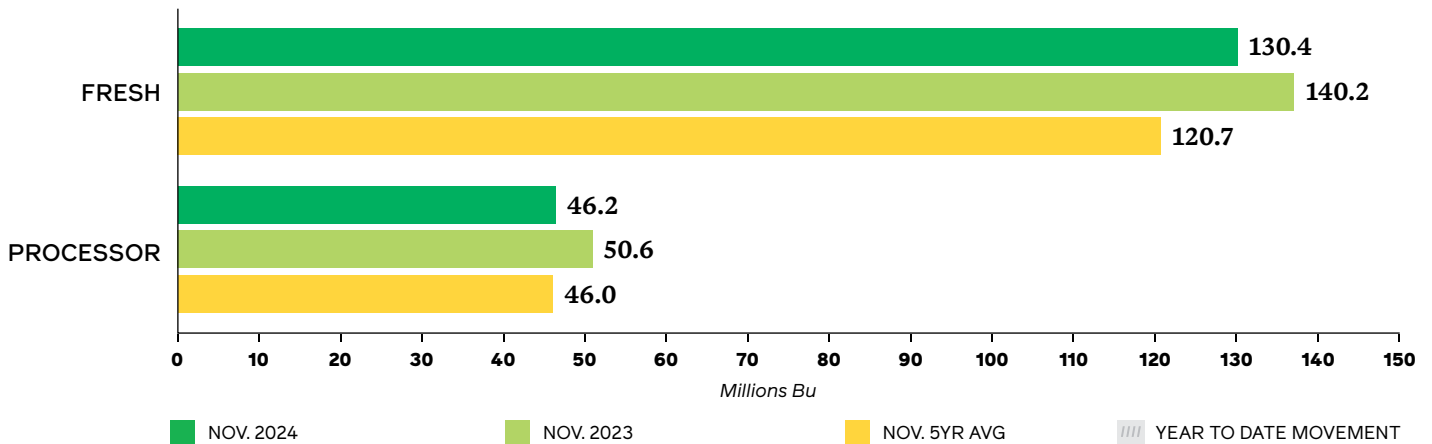
U.S. fresh apple holdings on November 1, 2024 totaled 130 million bushels, 7 percent less than the inventories reported last November and 8 percent more than the November five-year average.

46 Million Processing Apple Holdings

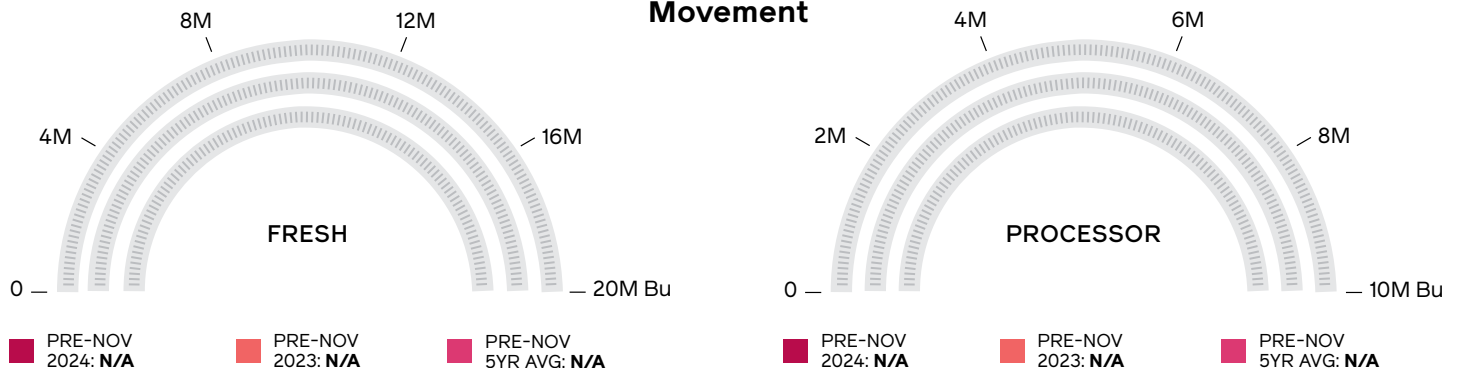
DOWN
9% YOY

U.S. processing apple holdings on November 1, 2024 totaled 46 million bushels, 9 percent less than the inventories reported last November and equal to the November five-year average.

Holdings



Movement



Tables & Figures

TABLES

Table 1:	USAppleTracker Summary.....	2
Table 2:	U.S. Apple Holdings: State Summary.....	3
Table 3:	U.S. Apple Holdings: Variety Summary.....	3
Table 4:	U.S. Apple Holdings: State History.....	4
Table 5:	U.S. Apple Holdings: Variety History.....	4
Table 6:	U.S. Apple Holdings: Total Detail.....	5
Table 7:	U.S. Apple Holdings: Fresh Detail.....	6
Table 8:	U.S. Apple Holdings: Processing Detail.....	7
Table 9:	U.S. Apple Movement: State Summary.....	8
Table 10:	U.S. Apple Movement: Variety Summary.....	8
Table 11:	U.S. Apple Movement: State History.....	9
Table 12:	U.S. Apple Movement: Variety History.....	9
Table 13:	U.S. Apple Performance: Variety Detail.....	10
Table 14:	European Apple Holdings: Country Summary.....	12
Table 15:	European Apple Holdings: Variety Summary.....	12

FIGURES

Figure 1:	U.S. Fresh Apple Exports.....	11
Figure 2:	U.S. Fresh Apple Imports.....	11
Figure 3:	U.S. Fresh Apple Net Trade: Crop YTD.....	11
Figure 4:	U.S. Apple Juice Concentrate Net Trade: Crop YTD.....	11

Table 1:
USAppleTracker
Summary
 (Millions of 42-lb Bushels)

NOVEMBER 2024		2024/25	2023/24	5-YR AVERAGE
Total Holdings		176.6	190.7	166.7
By Use	Fresh	130.4	140.2	120.7
	Processing	46.2	50.6	46.0
By Storage Type	Regular	42.6	46.3	38.3
	CA	133.9	144.4	128.4
Total Movement (prior month)		N/A	N/A	N/A
By Use	Fresh	N/A	N/A	N/A
	Processing	N/A	N/A	N/A
By Storage Type	Regular	N/A	N/A	N/A
	CA	N/A	N/A	N/A



Table 2: U.S. Apple Holdings: State Summary (42-lb Bushels)

NOVEMBER 2024	TOTAL		FRESH		PROCESSING	
	REGULAR	CONTROLLED ATMOSPHERE	REGULAR	CONTROLLED ATMOSPHERE	REGULAR	CONTROLLED ATMOSPHERE
United States	42,648,285	133,943,430	30,042,065	100,356,433	12,606,219	33,586,997
California	132,456	277,260	50,000	176,596	82,456	100,664
Connecticut	46,702	45,448	45,739	43,460	963	1,988
Idaho	209,990	145,860	187,817	137,240	22,173	8,620
Indiana	32,930	15,504	29,994	0	2,936	15,504
Maryland	185,753	359,678	185,753	185,157	0	174,521
Massachusetts	69,067	8,258	62,189	8,258	6,878	0
Michigan	2,615,000	8,637,000	866,000	5,631,000	1,749,000	3,006,000
North Carolina	401,883	301,728	107,136	100,776	294,747	200,952
New Hampshire	20,167	4,389	20,167	4,389	0	0
New York	4,969,991	8,764,168	2,397,175	5,657,650	2,572,816	3,106,518
Ohio	134,030	32,060	134,030	29,859	0	2,201
Oregon	87,773	780,731	45,031	567,804	42,743	212,927
Pennsylvania	1,711,783	2,967,826	271,736	1,487,577	1,440,047	1,480,249
Virginia	683,091	1,040,853	211,173	205,476	471,918	835,377
Washington	31,187,651	110,287,587	25,294,640	85,922,693	5,893,011	24,364,893
West Virginia	14,592	155,495	14,592	90,288	0	65,208
Other States	145,426	119,585	118,894	108,210	26,532	11,375

Other States include Delaware, Maine, Utah, Wisconsin and any other suppressed (S) state data.

Table 3: U.S. Apple Holdings: Variety Summary (42-lb Bushels)

NOVEMBER 2024	TOTAL		FRESH		PROCESSING	
	REGULAR	CONTROLLED ATMOSPHERE	REGULAR	CONTROLLED ATMOSPHERE	REGULAR	CONTROLLED ATMOSPHERE
Total Varieties	42,648,285	133,943,430	30,042,065	100,356,433	12,606,219	33,586,997
Ambrosia	1,296,857	1,935,756	1,132,506	1,664,902	164,351	270,854
Cortland	308,214	309,382	119,949	133,509	188,265	175,873
Cosmic Crisp ®	5,182,685	9,523,981	4,495,438	7,221,704	687,247	2,302,277
Empire	557,420	1,055,837	230,813	708,947	326,608	346,891
Envy ®	2,227,212	2,056,597	2,188,845	2,014,965	38,367	41,633
Fuji	4,176,483	12,337,186	3,572,280	10,454,269	604,203	1,882,917
Gala	2,866,274	26,107,068	2,340,574	22,297,752	525,700	3,809,316
Golden Delicious	3,104,013	6,984,562	1,730,943	3,992,253	1,373,070	2,992,309
Granny Smith	3,981,225	16,486,909	2,931,495	13,021,009	1,049,730	3,465,900
Honeycrisp	4,069,109	16,910,664	2,802,891	10,660,610	1,266,217	6,250,054
Idared	707,796	1,315,099	12,783	29,322	695,013	1,285,776
Jonathan	121,705	174,174	22,445	60,301	99,260	113,873
McIntosh	876,306	1,234,798	461,731	708,954	414,575	525,844
Mutsu/Crispin	143,925	253,026	13,450	16,546	130,475	236,480
Newtown Pippin	57,473	57,547	17	39,198	57,456	18,349
Pink Lady/Cripps Pink	4,698,124	5,042,933	3,768,345	4,025,176	929,778	1,017,757
Red Delicious	2,989,288	20,056,203	2,352,402	16,900,708	636,886	3,155,495
Rome	929,214	1,569,184	72,390	99,885	856,823	1,469,299
Rome Sport	21,795	6,281	8,940	6,281	12,855	0
Spartan	19,387	220,835	5,701	161,065	13,686	59,770
Stayman	66,345	24,804	18,535	2,866	47,810	21,938
York	575,135	1,036,683	1,151	54,873	573,983	981,810
Other Varieties	3,672,300	9,243,921	1,758,441	6,081,338	1,913,859	3,162,584



Table 4:
U.S. Apple Holdings:
State History
(42-lb Bushels)

NOVEMBER 2024	TOTAL			FRESH			PROCESSING		
	2024/25	2023/24	5-YR AVERAGE	2024/25	2023/24	5-YR AVERAGE	2024/25	2023/24	5-YR AVERAGE
United States	176,591,714	190,713,264	166,664,882	130,398,498	140,163,088	120,675,324	46,193,217	50,550,176	45,989,558
California	409,716	488,275	451,439	226,596	286,064	259,431	183,119	202,211	192,008
Connecticut	92,150	109,575	84,268	89,199	100,189	76,860	2,951	9,386	7,408
Idaho	355,850	559,986	424,685	325,057	431,638	362,635	30,793	128,348	62,050
Indiana	48,434	55,922	53,360	29,994	36,162	35,000	18,440	19,760	18,361
Maryland	545,430	589,382	509,227	370,910	400,318	385,328	174,521	189,064	123,899
Massachusetts	77,326	64,663	82,790	70,448	63,843	81,409	6,878	820	1,381
Michigan	11,252,000	12,319,000	10,518,000	6,497,000	7,600,000	6,088,200	4,755,000	4,719,000	4,429,800
North Carolina	703,611	757,493	621,100	207,912	213,921	150,666	495,699	543,573	470,435
New Hampshire	24,557	26,603	47,866	24,557	26,603	47,066	0	0	800
New York	13,734,159	14,935,443	11,957,254	8,054,825	8,335,533	6,720,532	5,679,334	6,599,910	5,236,722
Ohio	166,090	35,501	90,458	163,888	33,116	87,029	2,201	2,385	3,429
Oregon	868,504	942,793	1,105,032	612,835	665,208	854,162	255,669	277,585	250,871
Pennsylvania	4,679,609	5,384,471	5,455,251	1,759,313	1,756,912	1,758,996	2,920,296	3,627,559	3,696,255
Virginia	1,723,944	1,829,590	1,893,148	416,649	494,950	400,146	1,307,295	1,334,641	1,493,002
Washington	141,475,238	152,265,524	132,899,570	111,217,333	119,456,190	103,098,655	30,257,905	32,809,333	29,800,915
West Virginia	170,087	184,261	279,414	104,880	113,619	104,010	65,208	70,642	175,405
Other States	265,011	164,782	192,019	227,104	148,822	165,199	37,907	15,960	26,820

Other States include Delaware, Maine, Utah, Wisconsin and any other suppressed (S) state data.

Table 5:
U.S. Apple Holdings:
Variety History
(42-lb Bushels)

NOVEMBER 2024	TOTAL			FRESH			PROCESSING		
	2024/25	2023/24	5-YR AVERAGE	2024/25	2023/24	5-YR AVERAGE	2024/25	2023/24	5-YR AVERAGE
Total Varieties	176,591,714	190,713,264	166,664,882	130,398,498	140,163,088	120,675,324	46,193,217	50,550,176	45,989,558
Ambrosia	3,232,613	3,446,936	2,232,868	2,797,408	2,935,348	1,841,663	435,205	511,588	391,205
Cortland	617,597	666,570	656,051	253,458	260,888	280,235	364,138	405,683	375,816
Cosmic Crisp ®	14,706,667	9,491,429	4,618,907	11,717,143	7,444,762	3,623,098	2,989,524	2,046,667	995,809
Empire	1,613,258	1,561,841	1,699,386	939,759	959,583	1,134,049	673,498	602,258	565,337
Envy ®	4,283,810	4,184,762	836,952	4,203,810	4,056,190	811,238	80,000	128,571	25,714
Fuji	16,513,669	18,347,633	18,409,746	14,026,549	14,806,331	14,739,933	2,487,120	3,541,302	3,669,813
Gala	28,973,342	29,169,749	28,962,615	24,638,326	24,109,293	23,936,917	5,060,016	5,025,456	5,025,698
Golden Delicious	10,088,575	12,502,522	10,837,611	5,723,196	6,580,579	5,814,649	4,365,379	5,921,943	5,022,961
Granny Smith	20,468,134	22,505,544	18,665,132	15,952,504	18,262,243	14,770,713	4,515,630	4,243,301	3,894,419
Honeycrisp	20,979,773	30,161,910	23,107,141	13,463,501	19,937,783	14,494,940	7,516,271	10,224,127	8,612,202
Idared	2,022,895	2,087,545	1,932,614	42,106	96,790	141,023	1,980,789	1,990,755	1,791,591
Jonathan	295,879	297,229	333,901	82,745	106,590	125,819	213,133	190,639	208,082
McIntosh	2,111,103	2,188,373	2,220,244	1,170,685	1,208,822	1,381,590	940,419	979,551	838,654
Mutsu/Crispin	396,951	470,380	394,340	29,996	58,579	64,355	366,955	411,802	329,985
Newtown Pippin	115,020	142,370	147,276	39,215	56,296	59,667	75,805	86,074	87,608
Pink Lady/Cripps Pink	9,741,056	9,640,637	7,958,653	7,793,521	7,968,747	6,568,568	1,947,535	1,671,889	1,390,085
Red Delicious	23,045,491	26,429,475	25,317,734	19,253,110	22,545,491	21,075,771	3,792,381	3,883,984	4,241,963
Rome	2,498,398	2,786,849	2,793,730	172,275	183,966	205,235	2,326,122	2,602,883	2,588,495
Rome Sport	28,076	44,382	81,678	15,221	33,778	36,300	12,855	10,604	45,378
Spartan	240,222	134,415	128,609	166,766	128,813	123,044	73,456	5,602	5,564
Stayman	91,149	111,657	127,997	21,401	21,624	21,421	69,748	90,033	106,576
York	1,611,818	1,372,347	1,545,291	56,024	60,585	54,363	1,555,793	1,311,762	1,490,928
Other Varieties	12,916,222	12,968,708	13,312,647	7,839,779	8,340,006	9,100,035	5,076,442	4,628,703	4,212,612



Table 8: U.S. Apple Holdings: Processing Detail (42-lb Bushels)

Other States include Delaware, Maine, Utah, Wisconsin and any other suppressed (S) state data.

NOVEMBER 2024	STORAGE TYPE	US	CA	CT	ID	IN	MD	MA	MI	NC	NH	NY	OH	OR	PA	VA	WA	WV	OTHER STATES
Ambrosia	Total	435,205	0	0	0	0	0	0	0	0	0	63,457	0	0	320	0	371,429	0	0
Ambrosia	CA	270,854	0	0	0	0	0	0	0	0	0	47,997	0	0	0	0	222,857	0	0
Cortland	Total	364,138	0	300	0	0	4,465	42	0	0	0	344,170	0	0	0	15,161	0	0	(0)
Cortland	CA	175,873	0	0	0	0	4,465	0	0	0	0	156,247	0	0	0	15,161	0	0	0
Cosmic Crisp ®	Total	2,989,524	0	0	0	0	0	0	0	0	0	0	0	0	0	0	2,989,524	0	0
Cosmic Crisp ®	CA	2,302,277	0	0	0	0	0	0	0	0	0	0	0	0	0	0	2,302,277	0	0
Empire	Total	673,498	10,032	0	0	0	0	0	431,000	3,192	0	222,217	0	0	5,514	1,543	0	0	0
Empire	CA	346,891	10,032	0	0	0	0	0	287,000	3,192	0	45,124	0	0	0	1,543	0	0	0
Envy ®	Total	80,000	0	0	0	0	0	0	0	0	0	0	0	0	0	0	80,000	0	0
Envy ®	CA	41,633	0	0	0	0	0	0	0	0	0	0	0	0	0	0	41,633	0	0
Fuji	Total	2,487,120	6,384	0	13,752	0	943	0	82,000	1,368	0	44,649	0	69,842	159,344	5,374	2,100,952	0	2,512
Fuji	CA	1,882,917	6,384	0	0	0	943	0	46,000	1,368	0	32,665	0	47,110	71,256	4,445	1,672,745	0	0
Gala	Total	4,335,016	15,000	0	2,732	18,240	0	0	208,000	1,824	0	89,463	0	35,527	17,208	5,140	3,928,571	4,560	8,751
Gala	CA	3,809,316	15,000	0	0	15,504	0	0	171,000	1,824	0	24,039	0	32,455	6,931	4,223	3,528,029	4,560	5,751
Golden Delicious	Total	4,365,379	35,568	3	500	0	97,480	0	767,000	193,405	0	574,000	0	0	665,729	325,849	1,703,810	0	2,036
Golden Delicious	CA	2,992,309	35,568	0	0	0	97,480	0	478,000	85,684	0	336,345	0	0	361,745	236,708	1,360,780	0	0
Granny Smith	Total	4,515,630	35,000	13	1,292	0	0	0	0	0	0	98,983	0	7,541	34,326	3,944	4,328,571	0	5,960
Granny Smith	CA	3,465,900	20,000	0	0	0	0	0	0	0	0	75,912	0	1,711	456	2,455	3,361,165	0	4,200
Honeycrisp	Total	7,516,271	0	0	2,037	0	0	336	40,000	0	0	98,473	0	57,815	2,600	0	7,314,286	0	724
Honeycrisp	CA	6,250,054	0	0	0	0	0	0	1,000	0	0	31,967	0	56,775	0	0	6,160,312	0	0
Idared	Total	1,980,789	0	2,064	0	0	36,871	0	761,000	0	0	1,083,694	0	0	19,403	77,757	0	0	0
Idared	CA	1,285,776	0	1,988	0	0	36,871	0	452,000	0	0	771,336	0	0	0	23,581	0	0	0
Jonathan	Total	213,133	0	0	0	0	0	0	206,000	0	0	6,873	0	0	260	0	0	0	0
Jonathan	CA	113,873	0	0	0	0	0	0	107,000	0	0	6,873	0	0	0	0	0	0	0
McIntosh	Total	940,419	0	23	0	0	0	0	263,000	456	0	660,334	0	0	200	2,806	0	0	13,600
McIntosh	CA	525,844	0	0	0	0	0	0	221,000	456	0	301,582	0	0	0	2,806	0	0	0
Mutsu/ Crispin	Total	366,955	0	27	0	0	0	0	0	0	0	324,527	0	0	38,406	3,995	0	0	0
Mutsu/ Crispin	CA	236,480	0	0	0	0	0	0	0	0	0	232,485	0	0	0	3,995	0	0	0
Newtown Pippin	Total	75,805	71,136	0	0	0	0	0	0	3,648	0	0	0	0	0	1,021	0	0	0
Newtown Pippin	CA	18,349	13,680	0	0	0	0	0	0	3,648	0	0	0	0	0	1,021	0	0	0
Pink Lady/ Cripps Pink	Total	1,947,535	10,000	0	0	0	0	0	2,000	8,208	0	5,220	0	15,779	8,363	13,710	1,834,095	50,160	0
Pink Lady/ Cripps Pink	CA	1,017,757	0	0	0	0	0	0	0	8,208	0	3,940	0	15,779	0	13,710	925,960	50,160	0
Red Delicious	Total	3,792,381	0	0	1,860	0	23,510	0	121,000	6,028	0	229,556	2,201	51,701	19,766	79,686	3,244,762	10,488	1,824
Red Delicious	CA	3,155,495	0	0	0	0	23,510	0	102,000	6,028	0	95,995	2,201	43,959	16,416	39,676	2,813,797	10,488	1,424
Rome	Total	2,326,122	0	0	8,620	0	7,098	0	335,000	264,836	0	1,072,134	0	0	411,923	226,511	0	0	0
Rome	CA	1,469,299	0	0	8,620	0	7,098	0	206,000	77,810	0	699,111	0	0	286,963	183,697	0	0	0
Rome Sport	Total	12,855	0	0	0	0	0	0	0	0	0	0	0	0	12,855	0	0	0	0
Rome Sport	CA	0	0	0	0	0	0	0	0	0	0	0	0	0	0	0	0	0	0
Spartan	Total	73,456	0	0	0	0	0	0	0	4,560	0	68,285	0	0	0	611	0	0	0
Spartan	CA	59,770	0	0	0	0	0	0	0	4,560	0	54,599	0	0	0	611	0	0	0
Stayman	Total	69,748	0	0	0	0	0	0	0	0	0	0	0	0	46,205	23,543	0	0	0
Stayman	CA	21,938	0	0	0	0	0	0	0	0	0	0	0	0	0	21,938	0	0	0
York	Total	1,555,793	0	0	0	0	1,620	0	0	0	0	32,272	0	0	1,227,882	294,019	0	0	0
York	CA	981,810	0	0	0	0	1,620	0	0	0	0	32,272	0	0	733,802	214,116	0	0	0
Others	Total	5,076,442	0	521	0	200	2,532	6,500	1,539,000	8,175	0	661,028	0	17,464	249,993	226,624	2,361,905	0	2,500
Others	CA	3,162,584	0	0	0	0	2,532	0	935,000	8,175	0	158,030	0	15,137	2,681	65,690	1,975,339	0	0
Total Varieties	Total	46,193,217	183,119	2,951	30,793	18,440	174,521	6,878	4,755,000	495,699	0	5,679,334	2,201	255,669	2,920,296	1,307,295	30,257,905	65,208	37,907
Total Varieties	CA	33,586,997	100,664	1,988	8,620	15,504	174,521	0	3,006,000	200,952	0	3,106,518	2,201	212,927	1,480,249	835,377	24,364,893	65,208	11,375



Table 9: U.S. Apple Movement: State Summary (42-lb Bushels)

PRE-NOVEMBER 2024	TOTAL		FRESH		PROCESSING	
	REGULAR	CONTROLLED ATMOSPHERE	REGULAR	CONTROLLED ATMOSPHERE	REGULAR	CONTROLLED ATMOSPHERE
United States	N/A	N/A	N/A	N/A	N/A	N/A
California	N/A	N/A	N/A	N/A	N/A	N/A
Connecticut	N/A	N/A	N/A	N/A	N/A	N/A
Idaho	N/A	N/A	N/A	N/A	N/A	N/A
Indiana	N/A	N/A	N/A	N/A	N/A	N/A
Maryland	N/A	N/A	N/A	N/A	N/A	N/A
Massachusetts	N/A	N/A	N/A	N/A	N/A	N/A
Michigan	N/A	N/A	N/A	N/A	N/A	N/A
North Carolina	N/A	N/A	N/A	N/A	N/A	N/A
New Hampshire	N/A	N/A	N/A	N/A	N/A	N/A
New York	N/A	N/A	N/A	N/A	N/A	N/A
Ohio	N/A	N/A	N/A	N/A	N/A	N/A
Oregon	N/A	N/A	N/A	N/A	N/A	N/A
Pennsylvania	N/A	N/A	N/A	N/A	N/A	N/A
Virginia	N/A	N/A	N/A	N/A	N/A	N/A
Washington	N/A	N/A	N/A	N/A	N/A	N/A
West Virginia	N/A	N/A	N/A	N/A	N/A	N/A
Other States	N/A	N/A	N/A	N/A	N/A	N/A

Other States include Delaware, Maine, Utah, Wisconsin and any other suppressed (S) state data.

Table 10: U.S. Apple Movement: Variety Summary (42-lb Bushels)

PRE-NOVEMBER 2024	TOTAL		FRESH		PROCESSING	
	REGULAR	CONTROLLED ATMOSPHERE	REGULAR	CONTROLLED ATMOSPHERE	REGULAR	CONTROLLED ATMOSPHERE
Total Varieties	N/A	N/A	N/A	N/A	N/A	N/A
Ambrosia	N/A	N/A	N/A	N/A	N/A	N/A
Cortland	N/A	N/A	N/A	N/A	N/A	N/A
Cosmic Crisp ®	N/A	N/A	N/A	N/A	N/A	N/A
Empire	N/A	N/A	N/A	N/A	N/A	N/A
Envy ®	N/A	N/A	N/A	N/A	N/A	N/A
Fuji	N/A	N/A	N/A	N/A	N/A	N/A
Gala	N/A	N/A	N/A	N/A	N/A	N/A
Golden Delicious	N/A	N/A	N/A	N/A	N/A	N/A
Granny Smith	N/A	N/A	N/A	N/A	N/A	N/A
Honeycrisp	N/A	N/A	N/A	N/A	N/A	N/A
Idared	N/A	N/A	N/A	N/A	N/A	N/A
Jonathan	N/A	N/A	N/A	N/A	N/A	N/A
McIntosh	N/A	N/A	N/A	N/A	N/A	N/A
Mutsu/Crispin	N/A	N/A	N/A	N/A	N/A	N/A
Newtown Pippin	N/A	N/A	N/A	N/A	N/A	N/A
Pink Lady/Cripps Pink	N/A	N/A	N/A	N/A	N/A	N/A
Red Delicious	N/A	N/A	N/A	N/A	N/A	N/A
Rome	N/A	N/A	N/A	N/A	N/A	N/A
Rome Sport	N/A	N/A	N/A	N/A	N/A	N/A
Spartan	N/A	N/A	N/A	N/A	N/A	N/A
Stayman	N/A	N/A	N/A	N/A	N/A	N/A
York	N/A	N/A	N/A	N/A	N/A	N/A
Other Varieties	N/A	N/A	N/A	N/A	N/A	N/A



Table 11:
U.S. Apple Movement:
State History
 (42-lb Bushels)

PRE-NOVEMBER 2024	TOTAL			FRESH			PROCESSING		
	2024/25	2023/24	5-YR AVERAGE	2024/25	2023/24	5-YR AVERAGE	2024/25	2023/24	5-YR AVERAGE
United States	N/A	N/A	N/A	N/A	N/A	N/A	N/A	N/A	N/A
California	N/A	N/A	N/A	N/A	N/A	N/A	N/A	N/A	N/A
Connecticut	N/A	N/A	N/A	N/A	N/A	N/A	N/A	N/A	N/A
Idaho	N/A	N/A	N/A	N/A	N/A	N/A	N/A	N/A	N/A
Indiana	N/A	N/A	N/A	N/A	N/A	N/A	N/A	N/A	N/A
Maryland	N/A	N/A	N/A	N/A	N/A	N/A	N/A	N/A	N/A
Massachusetts	N/A	N/A	N/A	N/A	N/A	N/A	N/A	N/A	N/A
Michigan	N/A	N/A	N/A	N/A	N/A	N/A	N/A	N/A	N/A
North Carolina	N/A	N/A	N/A	N/A	N/A	N/A	N/A	N/A	N/A
New Hampshire	N/A	N/A	N/A	N/A	N/A	N/A	N/A	N/A	N/A
New York	N/A	N/A	N/A	N/A	N/A	N/A	N/A	N/A	N/A
Ohio	N/A	N/A	N/A	N/A	N/A	N/A	N/A	N/A	N/A
Oregon	N/A	N/A	N/A	N/A	N/A	N/A	N/A	N/A	N/A
Pennsylvania	N/A	N/A	N/A	N/A	N/A	N/A	N/A	N/A	N/A
Virginia	N/A	N/A	N/A	N/A	N/A	N/A	N/A	N/A	N/A
Washington	N/A	N/A	N/A	N/A	N/A	N/A	N/A	N/A	N/A
West Virginia	N/A	N/A	N/A	N/A	N/A	N/A	N/A	N/A	N/A
Other States	N/A	N/A	N/A	N/A	N/A	N/A	N/A	N/A	N/A

Other States include Delaware, Maine, Utah, Wisconsin and any other suppressed (S) state data.

Table 12:
U.S. Apple Movement:
Variety History
 (42-lb Bushels)

PRE-NOVEMBER 2024	TOTAL			FRESH			PROCESSING		
	2024/25	2023/24	5-YR AVERAGE	2024/25	2023/24	5-YR AVERAGE	2024/25	2023/24	5-YR AVERAGE
Total Varieties	N/A	N/A	N/A	N/A	N/A	N/A	N/A	N/A	N/A
Ambrosia	N/A	N/A	N/A	N/A	N/A	N/A	N/A	N/A	N/A
Cortland	N/A	N/A	N/A	N/A	N/A	N/A	N/A	N/A	N/A
Cosmic Crisp ®	N/A	N/A	N/A	N/A	N/A	N/A	N/A	N/A	N/A
Empire	N/A	N/A	N/A	N/A	N/A	N/A	N/A	N/A	N/A
Envy ®	N/A	N/A	N/A	N/A	N/A	N/A	N/A	N/A	N/A
Fuji	N/A	N/A	N/A	N/A	N/A	N/A	N/A	N/A	N/A
Gala	N/A	N/A	N/A	N/A	N/A	N/A	N/A	N/A	N/A
Golden Delicious	N/A	N/A	N/A	N/A	N/A	N/A	N/A	N/A	N/A
Granny Smith	N/A	N/A	N/A	N/A	N/A	N/A	N/A	N/A	N/A
Honeycrisp	N/A	N/A	N/A	N/A	N/A	N/A	N/A	N/A	N/A
Idared	N/A	N/A	N/A	N/A	N/A	N/A	N/A	N/A	N/A
Jonathan	N/A	N/A	N/A	N/A	N/A	N/A	N/A	N/A	N/A
McIntosh	N/A	N/A	N/A	N/A	N/A	N/A	N/A	N/A	N/A
Mutsu/Crispin	N/A	N/A	N/A	N/A	N/A	N/A	N/A	N/A	N/A
Newtown Pippin	N/A	N/A	N/A	N/A	N/A	N/A	N/A	N/A	N/A
Pink Lady/Cripps Pink	N/A	N/A	N/A	N/A	N/A	N/A	N/A	N/A	N/A
Red Delicious	N/A	N/A	N/A	N/A	N/A	N/A	N/A	N/A	N/A
Rome	N/A	N/A	N/A	N/A	N/A	N/A	N/A	N/A	N/A
Rome Sport	N/A	N/A	N/A	N/A	N/A	N/A	N/A	N/A	N/A
Spartan	N/A	N/A	N/A	N/A	N/A	N/A	N/A	N/A	N/A
Stayman	N/A	N/A	N/A	N/A	N/A	N/A	N/A	N/A	N/A
York	N/A	N/A	N/A	N/A	N/A	N/A	N/A	N/A	N/A
Other Varieties	N/A	N/A	N/A	N/A	N/A	N/A	N/A	N/A	N/A



Table 13: U.S. Apple Performance: Variety Detail

NOVEMBER 2024/ PRE-NOVEMBER 2024	FRESH						PROCESSING					
	REMAINING HOLDINGS			MOVEMENT RATE			REMAINING HOLDINGS			MOVEMENT RATE		
	2024/25	2023/24	5-YR AVERAGE	2024/25	2023/24	5-YR AVERAGE	2024/25	2023/24	5-YR AVERAGE	2024/25	2023/24	5-YR AVERAGE
Total Varieties	100%	100%	100%	N/A	N/A	N/A	100%	100%	100%	N/A	N/A	N/A
Ambrosia	100%	100%	100%	N/A	N/A	N/A	100%	100%	100%	N/A	N/A	N/A
Cortland	100%	100%	100%	N/A	N/A	N/A	100%	100%	100%	N/A	N/A	N/A
Cosmic Crisp ®	100%	100%	100%	N/A	N/A	N/A	100%	100%	100%	N/A	N/A	N/A
Empire	100%	100%	100%	N/A	N/A	N/A	100%	100%	100%	N/A	N/A	N/A
Envy ®	100%	100%	100%	N/A	N/A	N/A	100%	100%	100%	N/A	N/A	N/A
Fuji	100%	100%	100%	N/A	N/A	N/A	100%	100%	100%	N/A	N/A	N/A
Gala	100%	100%	100%	N/A	N/A	N/A	100%	100%	100%	N/A	N/A	N/A
Golden Delicious	100%	100%	100%	N/A	N/A	N/A	100%	100%	100%	N/A	N/A	N/A
Granny Smith	100%	100%	100%	N/A	N/A	N/A	100%	100%	100%	N/A	N/A	N/A
Honeycrisp	100%	100%	100%	N/A	N/A	N/A	100%	100%	100%	N/A	N/A	N/A
Idared	100%	100%	100%	N/A	N/A	N/A	100%	100%	100%	N/A	N/A	N/A
Jonathan	100%	100%	100%	N/A	N/A	N/A	100%	100%	100%	N/A	N/A	N/A
McIntosh	100%	100%	100%	N/A	N/A	N/A	100%	100%	100%	N/A	N/A	N/A
Mutsu/Crispin	100%	100%	100%	N/A	N/A	N/A	100%	100%	100%	N/A	N/A	N/A
Newtown Pippin	100%	100%	100%	N/A	N/A	N/A	100%	100%	100%	N/A	N/A	N/A
Pink Lady/Cripps Pink	100%	100%	100%	N/A	N/A	N/A	100%	100%	100%	N/A	N/A	N/A
Red Delicious	100%	100%	100%	N/A	N/A	N/A	100%	100%	100%	N/A	N/A	N/A
Rome	100%	100%	100%	N/A	N/A	N/A	100%	100%	100%	N/A	N/A	N/A
Rome Sport	100%	100%	100%	N/A	N/A	N/A	100%	100%	100%	N/A	N/A	N/A
Spartan	100%	100%	100%	N/A	N/A	N/A	100%	100%	100%	N/A	N/A	N/A
Stayman	100%	100%	100%	N/A	N/A	N/A	100%	100%	100%	N/A	N/A	N/A
York	100%	100%	100%	N/A	N/A	N/A	100%	100%	100%	N/A	N/A	N/A
Other Varieties	100%	100%	100%	N/A	N/A	N/A	100%	100%	100%	N/A	N/A	N/A

Note: Remaining Holdings is a cumulative metric for the current month while Movement Rate is a monthly snapshot for the previous month. The first will tell users if they are ahead or behind total disposition compared to the same time last year/five-year average. The second will tell users if last month's disposition was faster or slower than the disposition in the same month the previous year/five-year average.



Figure 1: U.S. Fresh Apple Exports

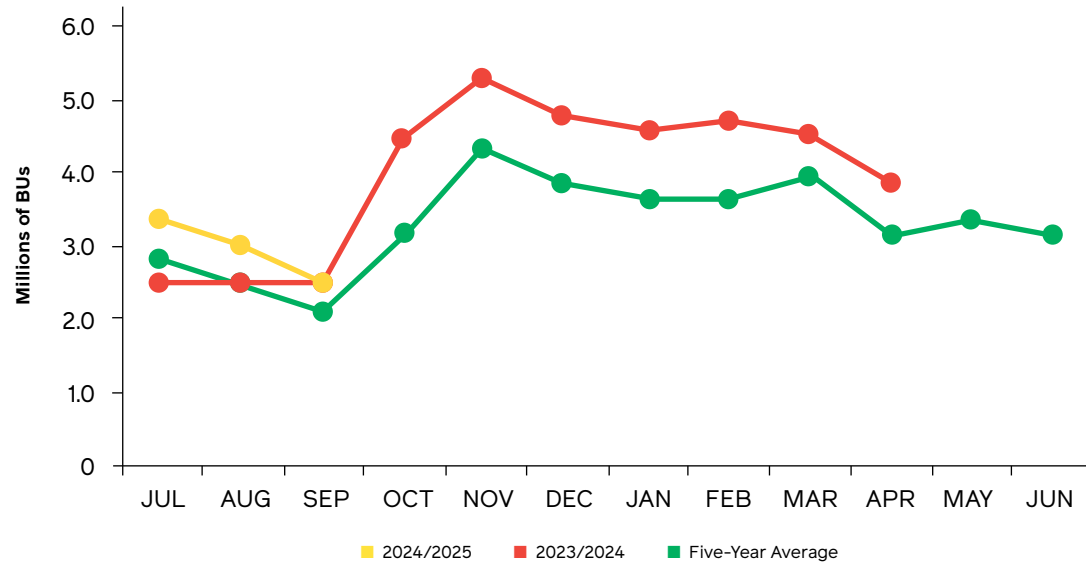


Figure 2: U.S. Fresh Apple Imports

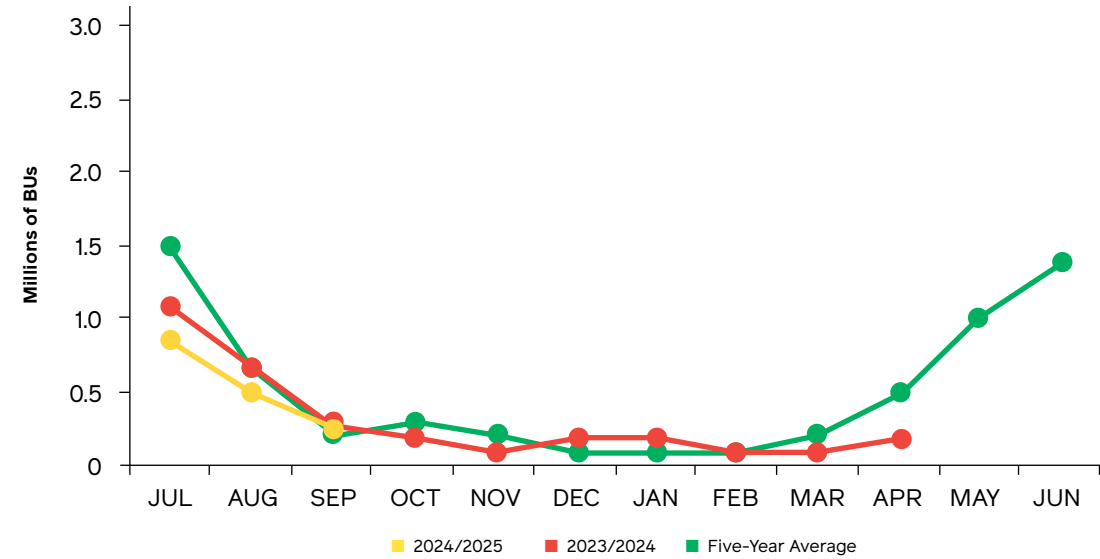


Figure 3: U.S. Fresh Apple Net Trade: Crop YTD

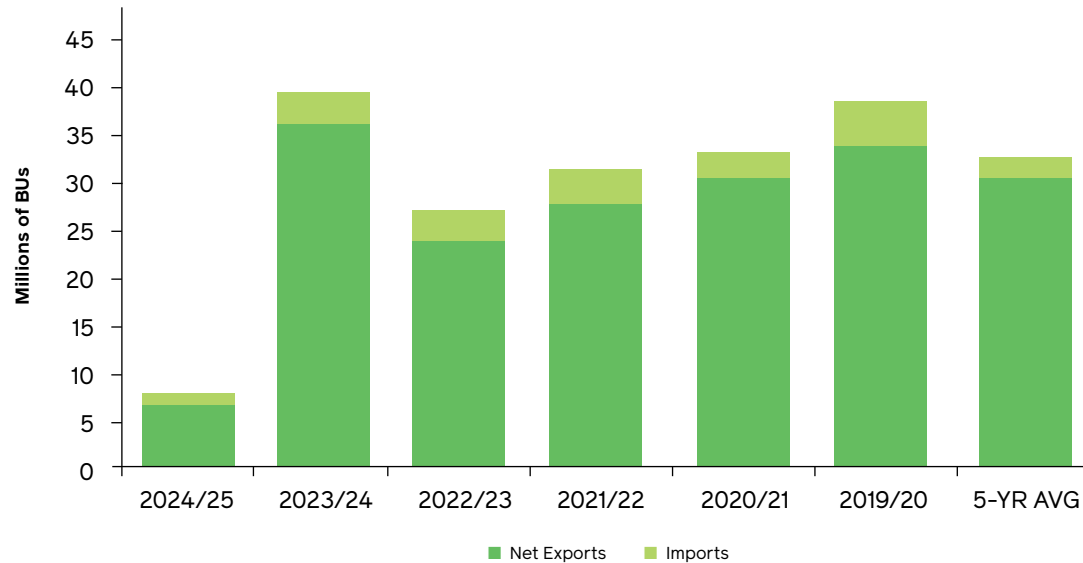
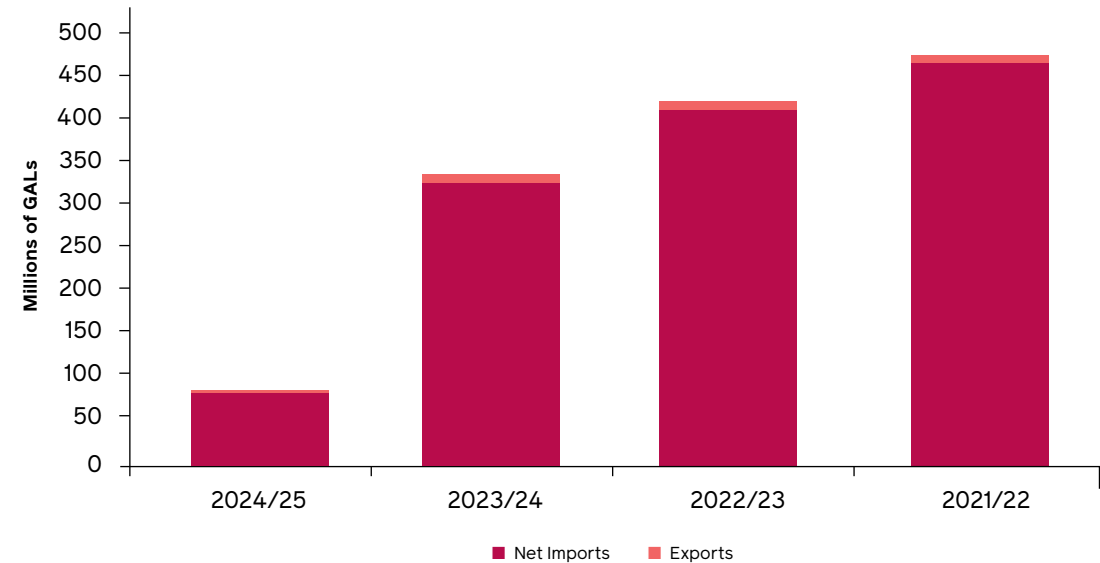


Figure 4: U.S. Apple Juice Concentrate Net Trade: Crop YTD



Sources: USDA, Foreign Agricultural Service, USApple
 Notes: Five-year average does not include current crop year (July-June). Trade data lags by two months.



Table 14: European Apple Holdings: Country Summary

OCTOBER 2024	2024/25	2023/24	5-YR AVERAGE	MOVEMENT (PRIOR MO.)
Total Europe	N/A	N/A	N/A	N/A
Austria	N/A	N/A	N/A	N/A
Belgium	N/A	N/A	N/A	N/A
Czech Republic	N/A	N/A	N/A	N/A
Denmark	N/A	N/A	N/A	N/A
France	N/A	N/A	N/A	N/A
Germany	N/A	N/A	N/A	N/A
Italy	N/A	N/A	N/A	N/A
Poland	N/A	N/A	N/A	N/A
Spain	N/A	N/A	N/A	N/A
Switzerland	N/A	N/A	N/A	N/A
The Netherlands	N/A	N/A	N/A	N/A
United Kingdom	N/A	N/A	N/A	N/A

Source: The World Apple and Pear Association
 Note: Data reported in 42-pound bushels. The difference between the 2021/22 country and variety totals are holdings in Slovakia.

DISCLAIMER

While efforts have been made to ensure the accuracy and reliability of the information contained in this report, all information in this report is provided by the U.S. Apple Association (USApple) "as-is" with no guarantee of completeness, accuracy or timeliness and without warranty of any kind expressed or implied by USApple. Use of such information is voluntary, and reliance on it should only be undertaken after an independent review of its accuracy, completeness and applicability.

© 2024 U.S. Apple Association. Reproduction in whole or in part of the material contained herein is prohibited without prior permission from USApple.

For more information, contact the author of this report, Christopher Gerlach, Director, Industry Analytics at USApple: 7600 Leesburg Pike, Suite 400 East | Falls Church, VA 22043 | 703.442.8850 | usapple.org

Table 15: European Apple Holdings: Variety Summary

OCTOBER 2024	2024/25	2023/24	5-YR AVERAGE	MOVEMENT (PRIOR MO.)
Total Varieties	N/A	N/A	N/A	N/A
Annurca	N/A	N/A	N/A	N/A
Boskoop	N/A	N/A	N/A	N/A
Braeburn	N/A	N/A	N/A	N/A
Bramley	N/A	N/A	N/A	N/A
Cameo	N/A	N/A	N/A	N/A
Cortland	N/A	N/A	N/A	N/A
Cox Orange	N/A	N/A	N/A	N/A
Cripps Pink	N/A	N/A	N/A	N/A
Elstar	N/A	N/A	N/A	N/A
Fuji	N/A	N/A	N/A	N/A
Gala	N/A	N/A	N/A	N/A
Gloster	N/A	N/A	N/A	N/A
Golden Delicious	N/A	N/A	N/A	N/A
Granny Smith	N/A	N/A	N/A	N/A
Holsteiner Cox	N/A	N/A	N/A	N/A
Idared	N/A	N/A	N/A	N/A
Jonagold	N/A	N/A	N/A	N/A
Jonagored	N/A	N/A	N/A	N/A
Jonathan	N/A	N/A	N/A	N/A
Lobo	N/A	N/A	N/A	N/A
Morgendurf/imperat	N/A	N/A	N/A	N/A
Pinova	N/A	N/A	N/A	N/A
Red Delicious	N/A	N/A	N/A	N/A
Red Jonaprince	N/A	N/A	N/A	N/A
Reinette	N/A	N/A	N/A	N/A
Shampion	N/A	N/A	N/A	N/A
Stayman	N/A	N/A	N/A	N/A
Spartan	N/A	N/A	N/A	N/A
Other Varieties	N/A	N/A	N/A	N/A

Source: The World Apple and Pear Association
 Note: Data reported in 42-pound bushels.

