

June 1 U.S. Holdings

Sponsored by



hazel®

40 Million Fresh-Market Holdings

UP
38% YOY

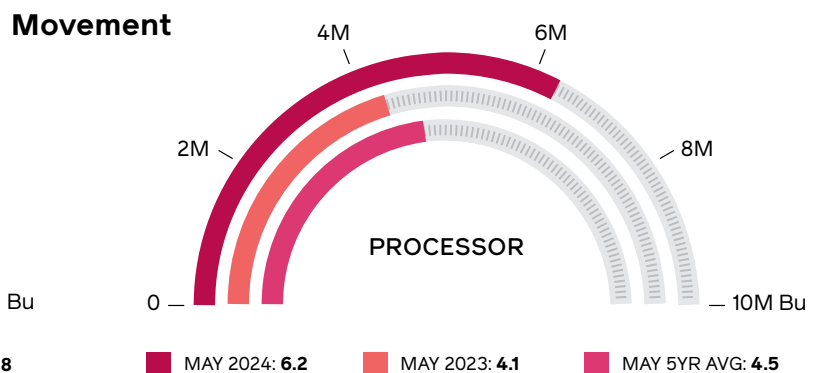
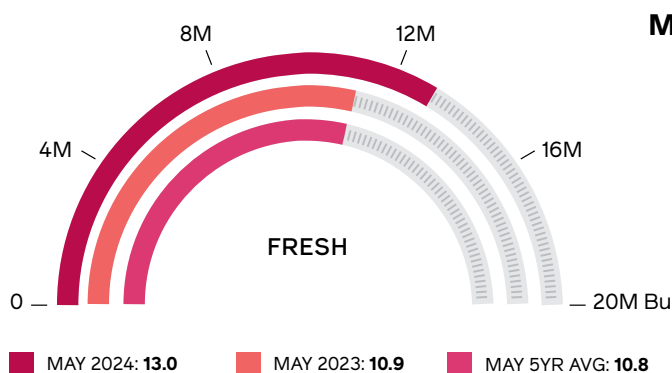
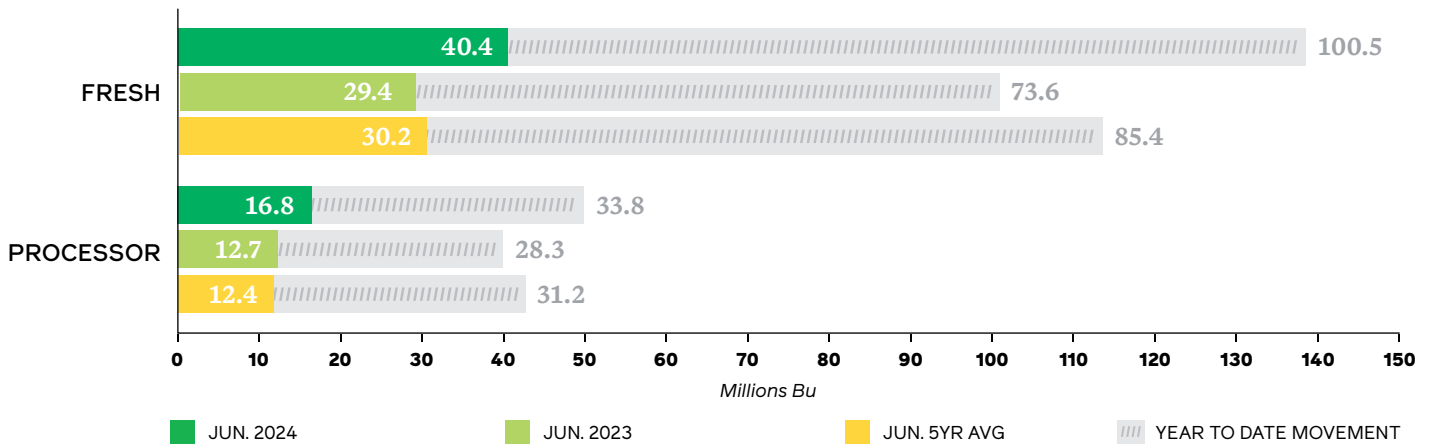
U.S. fresh apple holdings on June 1, 2024 totaled 40 million bushels, 38 percent more than the inventories reported last June and 34 percent more than the June five-year average.

17 Million Processing Apple Holdings

UP
32% YOY

U.S. processing apple holdings on June 1, 2024 totaled 17 million bushels, 32 percent more than the inventories reported last June and 35 percent more than the June five-year average.

Holdings



Tables & Figures

TABLES

Table 1:	USAppleTracker Summary.....	2
Table 2:	U.S. Apple Holdings: State Summary.....	3
Table 3:	U.S. Apple Holdings: Variety Summary.....	3
Table 4:	U.S. Apple Holdings: State History.....	4
Table 5:	U.S. Apple Holdings: Variety History.....	4
Table 6:	U.S. Apple Holdings: Total Detail.....	5
Table 7:	U.S. Apple Holdings: Fresh Detail.....	6
Table 8:	U.S. Apple Holdings: Processing Detail.....	7
Table 9:	U.S. Apple Movement: State Summary.....	8
Table 10:	U.S. Apple Movement: Variety Summary.....	8
Table 11:	U.S. Apple Movement: State History.....	9
Table 12:	U.S. Apple Movement: Variety History.....	9
Table 13:	U.S. Apple Performance: Variety Detail.....	10
Table 14:	European Apple Holdings: Country Summary.....	12
Table 15:	European Apple Holdings: Variety Summary.....	12
Table 16:	U.S. Apple Holdings: Other Varieties Detail.....	13

FIGURES

Figure 1:	U.S. Fresh Apple Exports.....	11
Figure 2:	U.S. Fresh Apple Imports.....	11
Figure 3:	U.S. Fresh Apple Net Trade: Crop YTD.....	11
Figure 4:	U.S. Apple Juice Concentrate Net Trade: Crop YTD.....	11

Table 1:
USAppleTracker
Summary
(Millions of 42-lb Bushels)

JUNE 2024		2023/24	2022/23	5-YR AVERAGE
Total Holdings		57.2	42.1	42.6
By Use	Fresh	40.4	29.4	30.2
	Processing	16.8	12.7	12.4
By Storage Type	Regular	12.2	8.6	8.4
	CA	45.0	33.5	34.2
Total Movement (prior month)		(19.2)	(15.0)	(15.3)
By Use	Fresh	(13.0)	(10.9)	(10.8)
	Processing	(6.2)	(4.1)	(4.5)
By Storage Type	Regular	(4.1)	(3.4)	(3.0)
	CA	(15.1)	(11.6)	(12.3)

Table 2: U.S. Apple Holdings: State Summary (42-lb Bushels)

JUNE 2024	TOTAL		FRESH		PROCESSING	
	REGULAR	CONTROLLED ATMOSPHERE	REGULAR	CONTROLLED ATMOSPHERE	REGULAR	CONTROLLED ATMOSPHERE
United States	12,220,784	44,981,679	8,837,699	31,603,398	3,383,086	13,378,280
California	18,622	70,617	0	45,196	18,622	25,421
Connecticut	3,970	7,789	3,970	1,881	0	5,908
Idaho	0	0	0	0	0	0
Indiana	9,459	5,025	8,572	0	887	5,025
Maryland	52,622	183,930	52,622	34,118	0	149,812
Massachusetts	14,302	2,677	14,302	2,677	0	0
Michigan	0	2,575,000	0	1,515,000	0	1,060,000
North Carolina	96,419	97,795	887	32,663	95,533	65,132
New Hampshire	1,119	0	517	0	602	0
New York	1,068,537	3,150,433	343,231	1,392,952	725,306	1,757,481
Ohio	4,671	5,951	4,671	5,237	0	714
Oregon	68,683	390,379	47,565	240,949	21,118	149,430
Pennsylvania	310,094	1,398,597	34,888	428,646	275,206	969,951
Virginia	117,898	400,269	57,100	47,935	60,798	352,334
Washington	10,449,658	36,640,818	8,264,644	27,824,880	2,185,014	8,815,938
West Virginia	4,729	50,399	4,729	29,264	(0)	21,135
Other States	0	2,000	0	2,000	(0)	0

Other States include Delaware, Maine, Utah, Wisconsin and any other suppressed (S) state data.

Table 3: U.S. Apple Holdings: Variety Summary (42-lb Bushels)

JUNE 2024	TOTAL		FRESH		PROCESSING	
	REGULAR	CONTROLLED ATMOSPHERE	REGULAR	CONTROLLED ATMOSPHERE	REGULAR	CONTROLLED ATMOSPHERE
Total Varieties	12,220,784	44,981,679	8,837,699	31,603,398	3,383,086	13,378,280
Ambrosia	541,333	833,986	412,952	625,328	128,381	208,658
Cortland	76,212	66,712	18,468	22,648	57,743	44,064
Cosmic Crisp ®	1,768,913	3,255,849	1,531,365	2,460,064	237,548	795,785
Empire	97,472	107,273	48,766	74,588	48,706	32,685
Envy ®	228,526	213,379	210,256	193,553	18,270	19,825
Fuji	1,188,540	4,039,134	935,088	3,047,543	253,452	991,591
Gala	609,175	6,079,661	475,313	5,121,055	133,862	958,606
Golden Delicious	568,776	2,602,734	290,987	1,158,138	277,790	1,444,595
Granny Smith	1,345,455	5,891,510	963,952	4,568,440	381,503	1,323,069
Honeycrisp	1,458,169	6,150,442	1,033,539	3,952,769	424,630	2,197,672
Idared	73,352	747,216	804	55,712	72,548	691,504
Jonathan	35	92,318	35	13,090	(0)	79,228
McIntosh	225,769	293,822	120,806	110,016	104,964	183,806
Mutsu/Crispin	31,430	169,265	1,927	17,986	29,503	151,278
Newtown Pippin	18,622	23,973	0	16,843	18,622	7,130
Pink Lady/Cripps Pink	1,833,492	2,182,804	1,503,572	1,646,605	329,920	536,200
Red Delicious	1,049,055	8,085,834	795,169	6,618,042	253,887	1,467,792
Rome	256,933	867,043	11,439	29,972	245,494	837,071
Rome Sport	6,956	1,744	0	1,744	6,956	0
Spartan	1,145	72,827	1,108	71,151	37	1,676
Stayman	12,865	9,322	3,064	462	9,801	8,860
York	64,220	541,320	341	17,785	63,879	523,535
Other Varieties	764,338	2,653,512	478,747	1,779,864	285,591	873,649

Table 4:
U.S. Apple Holdings:
State History
(42-lb Bushels)

JUNE 2024	TOTAL			FRESH			PROCESSING		
	2023/24	2022/23	5-YR AVERAGE	2023/24	2022/23	5-YR AVERAGE	2023/24	2022/23	5-YR AVERAGE
United States	57,202,463	42,060,827	42,607,610	40,441,097	29,355,330	30,202,008	16,761,366	12,705,497	12,405,603
California	89,240	54,445	68,568	45,196	24,615	33,865	44,043	29,830	34,703
Connecticut	11,759	8,864	6,311	5,851	5,836	4,182	5,908	3,028	2,129
Idaho	0	0	0	0	0	0	0	0	0
Indiana	14,484	10,827	11,262	8,572	6,408	6,665	5,912	4,419	4,597
Maryland	236,552	144,518	72,745	86,740	0	19,908	149,812	144,518	52,836
Massachusetts	16,979	13,134	12,828	16,979	13,134	12,828	0	0	0
Michigan	2,575,000	2,630,000	1,324,400	1,515,000	1,576,000	458,400	1,060,000	1,054,000	866,000
North Carolina	194,214	31,376	63,416	33,550	25,079	26,086	160,665	6,297	37,329
New Hampshire	1,119	0	192	517	0	188	602	0	4
New York	4,218,970	2,745,983	2,991,047	1,736,184	1,166,202	1,020,697	2,482,786	1,579,781	1,970,350
Ohio	10,621	8,028	10,583	9,908	7,494	9,677	714	533	906
Oregon	459,062	399,490	480,504	288,514	190,658	400,139	170,548	208,832	80,365
Pennsylvania	1,708,691	1,274,639	1,167,015	463,534	320,964	230,506	1,245,157	953,676	936,509
Virginia	518,167	671,879	732,261	105,035	78,515	86,050	413,132	593,364	646,211
Washington	47,090,476	34,017,534	35,591,651	36,089,524	25,912,114	27,865,805	11,000,952	8,105,420	7,725,846
West Virginia	55,128	41,209	73,048	33,993	25,410	26,432	21,135	15,799	46,616
Other States	2,000	8,900	1,780	2,000	2,900	580	0	6,000	1,200

Other States include Delaware, Maine, Utah, Wisconsin and any other suppressed (S) state data.

Table 5:
U.S. Apple Holdings:
Variety History
(42-lb Bushels)

JUNE 2024	TOTAL			FRESH			PROCESSING		
	2023/24	2022/23	5-YR AVERAGE	2023/24	2022/23	5-YR AVERAGE	2023/24	2022/23	5-YR AVERAGE
Total Varieties	57,202,463	42,060,827	42,607,610	40,441,097	29,355,330	30,202,008	16,761,366	12,705,497	12,405,603
Ambrosia	1,375,319	839,573	606,821	1,038,280	600,285	483,602	337,039	239,288	123,219
Cortland	142,923	107,148	71,451	41,116	26,940	31,340	101,807	80,208	40,111
Cosmic Crisp ®	5,024,762	2,991,346	1,000,555	3,991,429	2,193,251	767,984	1,033,333	798,095	232,571
Empire	204,745	242,511	181,284	123,354	154,628	130,405	81,391	87,883	50,878
Envy ®	441,905	0	0	403,810	0	0	38,095	0	0
Fuji	5,227,674	4,431,191	4,728,073	3,982,631	3,517,664	3,719,346	1,245,043	913,527	1,008,727
Gala	6,688,836	6,940,200	6,429,772	5,596,368	5,507,272	5,297,608	1,092,468	1,432,929	1,132,164
Golden Delicious	3,171,510	2,237,699	2,854,261	1,449,125	962,303	1,452,659	1,722,385	1,275,396	1,401,602
Granny Smith	7,236,965	3,932,226	5,342,963	5,532,392	3,035,018	4,147,124	1,704,572	897,207	1,195,839
Honeycrisp	7,608,611	4,071,816	4,251,263	4,986,309	2,383,796	2,619,190	2,622,302	1,688,020	1,632,073
Idared	820,568	601,093	684,977	56,516	76,644	45,939	764,052	524,449	639,038
Jonathan	92,353	87,045	96,214	13,125	27,129	17,637	79,228	59,915	78,577
McIntosh	519,591	550,770	410,795	230,821	206,600	221,628	288,769	344,170	189,167
Mutsu/Crispin	200,695	114,213	174,454	19,913	10,978	17,144	180,782	103,234	157,310
Newtown Pippin	42,595	32,001	32,078	16,843	13,635	12,422	25,752	18,366	19,656
Pink Lady/Cripps Pink	4,016,296	3,299,283	2,668,647	3,150,177	2,607,942	2,188,413	866,119	691,341	480,234
Red Delicious	9,134,890	7,404,955	9,285,375	7,413,211	5,952,221	7,482,004	1,721,679	1,452,734	1,803,370
Rome	1,123,976	804,342	1,039,479	41,411	141,145	105,177	1,082,565	663,197	934,302
Rome Sport	8,700	17,951	154,322	1,744	1,304	3,594	6,956	16,647	150,728
Spartan	73,972	46,618	52,884	72,259	45,365	50,979	1,713	1,253	1,906
Stayman	22,187	21,421	23,171	3,526	2,636	3,672	18,661	18,785	19,499
York	605,540	432,281	514,541	18,126	13,549	11,749	587,414	418,732	502,793
Other Varieties	3,417,850	2,781,664	1,948,125	2,258,610	1,823,823	1,351,309	1,159,240	957,841	596,816

Table 6: U.S. Apple Holdings: Total Detail (42-lb Bushels)

Other States include Delaware, Maine, Utah, Wisconsin and any other suppressed (S) state data.

JUNE 2024	STORAGE TYPE	US	CA	CT	ID	IN	MD	MA	MI	NC	NH	NY	OH	OR	PA	VA	WA	WV	OTHER STATES
Ambrosia	Total	1,375,319	0	0	0	0	0	0	0	0	0	15,557	0	0	6,429	0	1,353,333	0	0
	CA	833,986	0	0	0	0	0	0	0	0	0	15,557	0	0	6,429	0	812,000	0	0
Cortland	Total	142,923	0	915	0	0	25	1,660	0	0	141	133,756	94	0	236	4,914	0	1,182	0
	CA	66,712	0	28	0	0	0	0	0	0	0	60,315	35	0	236	4,914	0	1,182	0
Cosmic Crisp ®	Total	5,024,762	0	0	0	0	0	0	0	0	0	0	0	0	0	0	5,024,762	0	0
	CA	3,255,849	0	0	0	0	0	0	0	0	0	0	0	0	0	0	3,255,849	0	0
Empire	Total	204,745	4,996	649	0	0	0	170	15,000	4,286	0	175,280	130	0	1,035	1,427	0	1,774	0
	CA	107,273	4,996	294	0	0	0	0	15,000	4,286	0	80,130	106	0	1,035	1,427	0	0	0
Envy ®	Total	441,905	0	0	0	0	0	0	0	0	0	0	0	0	0	0	441,905	0	0
	CA	213,379	0	0	0	0	0	0	0	0	0	0	0	0	0	0	213,379	0	0
Fuji	Total	5,227,674	2,069	15	0	0	20,005	72	139,000	1,921	0	253,129	236	75,861	53,596	8,928	4,670,476	2,365	0
	CA	4,039,134	2,069	15	0	0	5,856	0	139,000	1,921	0	226,572	118	58,995	40,987	5,586	3,556,833	1,182	0
Gala	Total	6,688,836	0	148	0	5,912	0	446	664,000	7,981	29	355,684	1,138	89,362	87,844	9,005	5,463,810	1,478	2,000
	CA	6,079,661	0	0	0	5,025	0	0	664,000	7,981	0	308,071	430	69,368	68,536	6,299	4,946,473	1,478	2,000
Golden Delicious	Total	3,171,510	47,886	548	0	0	79,562	0	329,000	63,277	0	430,000	3,503	0	507,904	118,336	1,583,810	7,685	0
	CA	2,602,734	47,886	240	0	0	77,691	0	329,000	28,363	0	363,911	2,465	0	438,699	86,367	1,220,427	7,685	0
Granny Smith	Total	7,236,965	0	122	0	591	0	0	0	0	0	74,415	985	91,596	17,712	4,878	7,046,667	0	0
	CA	5,891,510	0	122	0	0	0	0	0	0	0	67,056	425	90,390	9,887	796	5,722,834	0	0
Honeycrisp	Total	7,608,611	0	0	0	0	0	1,836	145,000	0	0	81,022	324	113,061	8,760	512	7,258,095	0	0
	CA	6,150,442	0	0	0	0	0	591	145,000	0	0	49,906	0	101,223	8,760	0	5,844,962	0	0
Idared	Total	820,568	0	5,983	0	0	30,814	0	152,000	0	0	605,427	177	0	0	26,167	0	0	0
	CA	747,216	0	5,894	0	0	30,814	0	152,000	0	0	532,241	124	0	0	26,143	0	0	0
Jonathan	Total	92,353	0	0	0	0	0	1,478	78,000	0	0	10,327	0	0	2,513	35	0	0	0
	CA	92,318	0	0	0	0	0	1,478	78,000	0	0	10,327	0	0	2,513	0	0	0	0
McIntosh	Total	519,591	0	1,478	0	0	0	8,866	126,000	591	119	377,570	342	0	3,695	929	0	0	0
	CA	293,822	0	296	0	0	0	7	126,000	591	0	165,509	94	0	415	910	0	0	0
Mutsu/ Crispin	Total	200,695	0	315	0	0	0	0	0	0	58	190,872	94	0	7,908	1,447	0	0	0
	CA	169,265	0	315	0	0	0	0	0	0	0	167,602	53	0	0	1,295	0	0	0
Newtown Pippin	Total	42,595	34,289	0	0	0	0	0	0	5,912	0	0	0	0	473	1,921	0	0	0
	CA	23,973	15,666	0	0	0	0	0	0	5,912	0	0	0	0	473	1,921	0	0	0
Pink Lady/ Cripps Pink	Total	4,016,296	0	648	0	0	4,796	591	4,000	8,572	0	53,481	0	24,856	24,842	31,585	3,846,667	16,258	0
	CA	2,182,804	0	240	0	0	0	591	4,000	8,572	0	50,417	0	22,586	19,880	31,536	2,028,725	16,258	0
Red Delicious	Total	9,134,890	0	201	0	4,729	17,662	1,066	442,000	4,318	0	331,311	949	33,715	142,818	68,318	8,066,667	21,135	0
	CA	8,085,834	0	53	0	0	15,417	10	442,000	4,318	0	252,555	714	26,450	138,076	21,621	7,163,486	21,135	0
Rome	Total	1,123,976	0	0	0	2,660	10,960	0	130,000	85,838	0	461,130	0	0	349,154	84,235	0	0	0
	CA	867,043	0	0	0	0	10,960	0	130,000	25,220	0	351,439	0	0	276,190	73,235	0	0	0
Rome Sport	Total	8,700	0	0	0	0	0	0	0	0	0	266	0	0	6,956	0	0	1,478	0
	CA	1,744	0	0	0	0	0	0	0	0	0	266	0	0	0	0	0	1,478	0
Spartan	Total	73,972	0	0	0	0	0	0	0	4,434	0	67,517	0	0	1,293	728	0	0	0
	CA	72,827	0	0	0	0	0	0	0	4,434	0	67,251	0	0	414	728	0	0	0
Stayman	Total	22,187	0	89	0	591	0	0	0	0	0	2,341	0	0	9,517	8,171	0	1,478	0
	CA	9,322	0	0	0	0	0	0	0	0	0	1,749	0	0	236	7,336	0	0	0
York	Total	605,540	0	0	0	0	42,992	0	0	3,547	0	23,466	0	0	441,190	94,049	0	296	0
	CA	541,320	0	0	0	0	42,992	0	0	3,547	0	23,466	0	0	381,225	90,090	0	0	0
Others	Total	3,417,850	0	650	0	0	29,735	793	351,000	3,536	772	576,421	2,649	30,611	34,816	52,581	2,334,286	0	0
	CA	2,653,512	0	292	0	0	200	0	351,000	2,650	0	356,092	1,387	21,367	4,607	40,065	1,875,852	0	0
Total Varieties	Total	57,202,463	89,240	11,759	0	14,484	236,552	16,979	2,575,000	194,214	1,119	4,218,970	10,621	459,062	1,708,691	518,167	47,090,476	55,128	2,000
	CA	44,981,679	70,617	7,789	0	5,025	183,930	2,677	2,575,000	97,795	0	3,150,433	5,951	390,379	1,398,597	400,269	36,640,818	50,399	2,000

Table 7: U.S. Apple Holdings: Fresh Detail (42-lb Bushels)

Other States include Delaware, Maine, Utah, Wisconsin and any other suppressed (S) state data.

JUNE 2024	STORAGE TYPE	US	CA	CT	ID	IN	MD	MA	MI	NC	NH	NY	OH	OR	PA	VA	WA	WV	OTHER STATES
Ambrosia	Total	1,038,280	0	0	0	0	0	0	0	0	0	0	0	0	5,899	0	1,032,381	0	0
	CA	625,328	0	0	0	0	0	0	0	0	0	0	0	0	5,899	0	619,429	0	0
Cortland	Total	41,116	0	915	0	0	25	1,660	0	0	141	36,862	94	0	236	0	0	1,182	0
	CA	22,648	0	28	0	0	0	0	0	0	0	21,166	35	0	236	0	0	1,182	0
Cosmic Crisp ®	Total	3,991,429	0	0	0	0	0	0	0	0	0	0	0	0	0	0	3,991,429	0	0
	CA	2,460,064	0	0	0	0	0	0	0	0	0	0	0	0	0	0	2,460,064	0	0
Empire	Total	123,354	1,744	645	0	0	0	170	5,000	3,252	0	108,679	130	0	1,035	927	0	1,774	0
	CA	74,588	1,744	290	0	0	0	0	5,000	3,252	0	62,235	106	0	1,035	927	0	0	0
Envy ®	Total	403,810	0	0	0	0	0	0	0	0	0	0	0	0	0	0	403,810	0	0
	CA	193,553	0	0	0	0	0	0	0	0	0	0	0	0	0	0	193,553	0	0
Fuji	Total	3,982,631	0	15	0	0	14,149	72	106,000	1,478	0	211,568	236	34,615	45,899	7,187	3,559,048	2,365	0
	CA	3,047,543	0	15	0	0	0	0	106,000	1,478	0	196,158	118	26,009	40,507	4,145	2,671,931	1,182	0
Gala	Total	5,596,368	0	148	0	0	0	446	629,000	7,390	29	321,561	1,138	63,277	73,289	7,615	4,490,476	0	2,000
	CA	5,121,055	0	0	0	0	0	0	629,000	7,390	0	289,809	430	48,829	66,289	4,930	4,072,377	0	2,000
Golden Delicious	Total	1,449,125	33,402	548	0	0	21,589	0	87,000	591	0	27,945	3,503	0	141,123	17,168	1,108,571	7,685	0
	CA	1,158,138	33,402	240	0	0	19,718	0	87,000	591	0	24,667	2,465	0	135,580	5,921	840,869	7,685	0
Granny Smith	Total	5,532,392	0	118	0	591	0	0	0	0	0	42,004	985	60,933	9,739	3,737	5,414,286	0	0
	CA	4,568,440	0	118	0	0	0	0	0	0	0	42,004	425	60,876	9,739	0	4,455,279	0	0
Honeycrisp	Total	4,986,309	0	0	0	0	0	1,836	145,000	0	0	50,486	324	65,405	8,460	512	4,714,286	0	0
	CA	3,952,769	0	0	0	0	0	591	145,000	0	0	39,545	0	56,685	8,460	0	3,702,488	0	0
Idared	Total	56,516	0	89	0	0	0	0	24,000	0	0	32,226	177	0	0	24	0	0	0
	CA	55,712	0	0	0	0	0	0	24,000	0	0	31,588	124	0	0	0	0	0	0
Jonathan	Total	13,125	0	0	0	0	0	1,478	1,000	0	0	8,099	0	0	2,513	35	0	0	0
	CA	13,090	0	0	0	0	0	1,478	1,000	0	0	8,099	0	0	2,513	0	0	0	0
McIntosh	Total	230,821	0	1,475	0	0	0	8,866	36,000	443	119	179,951	342	0	3,605	20	0	0	0
	CA	110,016	0	293	0	0	0	7	36,000	443	0	72,854	94	0	325	0	0	0	0
Mutsu/ Crispin	Total	19,913	0	315	0	0	0	0	0	0	58	19,294	94	0	0	152	0	0	0
	CA	17,986	0	315	0	0	0	0	0	0	0	17,618	53	0	0	0	0	0	0
Newtown Pippin	Total	16,843	10,050	0	0	0	0	0	0	4,729	0	0	0	0	473	1,590	0	0	0
	CA	16,843	10,050	0	0	0	0	0	0	4,729	0	0	0	0	473	1,590	0	0	0
Pink Lady/ Cripps Pink	Total	3,150,177	0	648	0	0	4,796	591	4,000	5,912	0	52,204	0	19,298	20,348	27,141	3,015,238	0	0
	CA	1,646,605	0	240	0	0	0	591	4,000	5,912	0	49,140	0	18,579	18,780	27,092	1,522,271	0	0
Red Delicious	Total	7,413,211	0	201	0	4,729	16,645	1,066	347,000	2,365	0	247,018	236	22,220	137,147	34,943	6,581,905	17,736	0
	CA	6,618,042	0	53	0	0	14,400	10	347,000	2,365	0	209,311	0	15,962	132,755	2,523	5,875,928	17,736	0
Rome	Total	41,411	0	0	0	2,660	0	0	3,000	0	0	35,084	0	0	296	371	0	0	0
	CA	29,972	0	0	0	0	0	0	3,000	0	0	26,676	0	0	296	0	0	0	0
Rome Sport	Total	1,744	0	0	0	0	0	0	0	0	0	266	0	0	0	0	0	1,478	0
	CA	1,744	0	0	0	0	0	0	0	0	0	266	0	0	0	0	0	1,478	0
Spartan	Total	72,259	0	0	0	0	0	0	0	2,956	0	67,517	0	0	1,256	530	0	0	0
	CA	71,151	0	0	0	0	0	0	0	2,956	0	67,251	0	0	414	530	0	0	0
Stayman	Total	3,526	0	89	0	591	0	0	0	0	0	591	0	0	236	541	0	1,478	0
	CA	462	0	0	0	0	0	0	0	0	0	0	0	0	236	226	0	0	0
York	Total	18,126	0	0	0	0	0	0	0	3,547	0	13,006	0	0	1,182	95	0	296	0
	CA	17,785	0	0	0	0	0	0	0	3,547	0	13,006	0	0	1,182	50	0	0	0
Others	Total	2,258,610	0	647	0	0	29,535	793	128,000	887	170	281,823	2,649	22,766	10,798	2,447	1,778,095	0	0
	CA	1,779,864	0	289	0	0	0	0	128,000	0	0	221,560	1,387	14,009	3,927	0	1,410,692	0	0
Total Varieties	Total	40,441,097	45,196	5,851	0	8,572	86,740	16,979	1,515,000	33,550	517	1,736,184	9,908	288,514	463,534	105,035	36,089,524	33,993	2,000
	CA	31,603,398	45,196	1,881	0	0	34,118	2,677	1,515,000	32,663	0	1,392,952	5,237	240,949	428,646	47,935	27,824,880	29,264	2,000

Table 8: U.S. Apple Holdings: Processing Detail (42-lb Bushels)

Other States include Delaware, Maine, Utah, Wisconsin and any other suppressed (S) state data.

JUNE 2024	STORAGE TYPE	US	CA	CT	ID	IN	MD	MA	MI	NC	NH	NY	OH	OR	PA	VA	WA	WV	OTHER STATES
Ambrosia	Total	337,039	0	0	0	0	0	0	0	0	0	15,557	0	0	530	0	320,952	0	0
	CA	208,658	0	0	0	0	0	0	0	0	0	15,557	0	0	530	0	192,571	0	0
Cortland	Total	101,807	0	0	0	0	0	0	0	0	0	96,893	0	0	0	4,914	0	0	0
	CA	44,064	0	0	0	0	0	0	0	0	0	39,150	0	0	0	4,914	0	0	0
Cosmic Crisp ®	Total	1,033,333	0	0	0	0	0	0	0	0	0	0	0	0	0	0	1,033,333	0	0
	CA	795,785	0	0	0	0	0	0	0	0	0	0	0	0	0	0	795,785	0	0
Empire	Total	81,391	3,252	4	0	0	0	0	10,000	1,035	0	66,601	0	0	0	500	0	0	0
	CA	32,685	3,252	4	0	0	0	0	10,000	1,035	0	17,895	0	0	0	500	0	0	0
Envy ®	Total	38,095	0	0	0	0	0	0	0	0	0	0	0	0	0	0	38,095	0	0
	CA	19,825	0	0	0	0	0	0	0	0	0	0	0	0	0	0	19,825	0	0
Fuji	Total	1,245,043	2,069	0	0	0	5,856	0	33,000	443	0	41,561	0	41,246	7,698	1,742	1,111,429	0	0
	CA	991,591	2,069	0	0	0	5,856	0	33,000	443	0	30,414	0	32,986	480	1,441	884,902	0	0
Gala	Total	1,092,468	0	0	0	5,912	0	0	35,000	591	0	34,123	0	26,085	14,556	1,390	973,333	1,478	0
	CA	958,606	0	0	0	5,025	0	0	35,000	591	0	18,262	0	20,539	2,247	1,369	874,096	1,478	0
Golden Delicious	Total	1,722,385	14,484	0	0	0	57,973	0	242,000	62,686	0	402,056	0	0	366,781	101,168	475,238	0	0
	CA	1,444,595	14,484	0	0	0	57,973	0	242,000	27,772	0	339,244	0	0	303,119	80,445	379,558	0	0
Granny Smith	Total	1,704,572	0	4	0	0	0	0	0	0	0	32,411	0	30,663	7,973	1,141	1,632,381	0	0
	CA	1,323,069	0	4	0	0	0	0	0	0	0	25,053	0	29,514	148	796	1,267,555	0	0
Honeycrisp	Total	2,622,302	0	0	0	0	0	0	0	0	0	30,536	0	47,656	300	0	2,543,810	0	0
	CA	2,197,672	0	0	0	0	0	0	0	0	0	10,361	0	44,538	300	0	2,142,473	0	0
Idared	Total	764,052	0	5,894	0	0	30,814	0	128,000	0	0	573,201	0	0	0	26,143	0	0	0
	CA	691,504	0	5,894	0	0	30,814	0	128,000	0	0	500,653	0	0	0	26,143	0	0	0
Jonathan	Total	79,228	0	0	0	0	0	0	77,000	0	0	2,228	0	0	0	0	0	0	0
	CA	79,228	0	0	0	0	0	0	77,000	0	0	2,228	0	0	0	0	0	0	0
McIntosh	Total	288,769	0	3	0	0	0	0	90,000	148	0	197,619	0	0	90	910	0	0	0
	CA	183,806	0	3	0	0	0	0	90,000	148	0	92,655	0	0	90	910	0	0	0
Mutsu/ Crispin	Total	180,782	0	0	0	0	0	0	0	0	0	171,579	0	0	7,908	1,295	0	0	0
	CA	151,278	0	0	0	0	0	0	0	0	0	149,984	0	0	0	1,295	0	0	0
Newtown Pippin	Total	25,752	24,239	0	0	0	0	0	0	1,182	0	0	0	0	0	331	0	0	0
	CA	7,130	5,616	0	0	0	0	0	0	1,182	0	0	0	0	0	331	0	0	0
Pink Lady/ Cripps Pink	Total	866,119	0	0	0	0	0	0	0	2,660	0	1,277	0	5,558	4,494	4,444	831,429	16,258	0
	CA	536,200	0	0	0	0	0	0	0	2,660	0	1,277	0	4,007	1,100	4,444	506,454	16,258	0
Red Delicious	Total	1,721,679	0	0	0	0	1,017	0	95,000	1,954	0	84,293	714	11,495	5,670	33,375	1,484,762	3,399	0
	CA	1,467,792	0	0	0	0	1,017	0	95,000	1,954	0	43,244	714	10,488	5,321	19,098	1,287,558	3,399	0
Rome	Total	1,082,565	0	0	0	0	10,960	0	127,000	85,838	0	426,045	0	0	348,858	83,864	0	0	0
	CA	837,071	0	0	0	0	10,960	0	127,000	25,220	0	324,762	0	0	275,894	73,235	0	0	0
Rome Sport	Total	6,956	0	0	0	0	0	0	0	0	0	0	0	0	6,956	0	0	0	0
	CA	0	0	0	0	0	0	0	0	0	0	0	0	0	0	0	0	0	0
Spartan	Total	1,713	0	0	0	0	0	0	0	1,478	0	0	0	0	37	198	0	0	0
	CA	1,676	0	0	0	0	0	0	0	1,478	0	0	0	0	0	198	0	0	0
Stayman	Total	18,661	0	0	0	0	0	0	0	0	0	1,749	0	0	9,281	7,631	0	0	0
	CA	8,860	0	0	0	0	0	0	0	0	0	1,749	0	0	0	7,110	0	0	0
York	Total	587,414	0	0	0	0	42,992	0	0	0	0	10,460	0	0	440,007	93,954	0	0	0
	CA	523,535	0	0	0	0	42,992	0	0	0	0	10,460	0	0	380,042	90,041	0	0	0
Others	Total	1,159,240	0	3	0	0	200	0	223,000	2,650	602	294,598	0	7,845	24,018	50,133	556,190	0	0
	CA	873,649	0	3	0	0	200	0	223,000	2,650	0	134,532	0	7,358	680	40,065	465,160	0	0
Total Varieties	Total	16,761,366	44,043	5,908	0	5,912	149,812	0	1,060,000	160,665	602	2,482,786	714	170,548	1,245,157	413,132	11,000,952	21,135	(0)
	CA	13,378,280	25,421	5,908	0	5,025	149,812	0	1,060,000	65,132	0	1,757,481	714	149,430	969,951	352,334	8,815,938	21,135	0

Table 9: U.S. Apple Movement: State Summary (42-lb Bushels)

MAY 2024	TOTAL		FRESH		PROCESSING	
	REGULAR	CONTROLLED ATMOSPHERE	REGULAR	CONTROLLED ATMOSPHERE	REGULAR	CONTROLLED ATMOSPHERE
United States	(4,090,261)	(15,072,494)	(2,556,127)	(10,405,320)	(1,534,134)	(4,667,174)
California	(6,263)	(23,750)	0	(15,200)	(6,263)	(8,550)
Connecticut	(2,166)	(4,121)	(2,166)	(3,326)	0	(795)
Idaho	0	0	0	0	0	0
Indiana	(3,181)	(1,690)	(2,883)	0	(298)	(1,690)
Maryland	(11,925)	25,877	(11,925)	(17,169)	0	43,046
Massachusetts	(4,810)	(900)	(4,810)	(900)	0	0
Michigan	0	(1,094,000)	0	(762,000)	0	(332,000)
North Carolina	(32,428)	(32,891)	(298)	(10,985)	(32,130)	(21,905)
New Hampshire	(376)	0	(174)	0	(203)	0
New York	(355,234)	(1,212,058)	(115,439)	(749,611)	(239,795)	(462,447)
Ohio	(1,571)	(2,001)	(1,571)	(1,761)	0	(240)
Oregon	(38,044)	(216,569)	(21,099)	(65,567)	(16,945)	(151,002)
Pennsylvania	(337,081)	(395,652)	(9,928)	(185,262)	(327,153)	(210,391)
Virginia	(80,450)	(124,125)	(19,204)	(16,121)	(61,246)	(108,003)
Washington	(3,215,141)	(11,966,764)	(2,365,040)	(8,560,675)	(850,101)	(3,406,089)
West Virginia	(1,591)	(16,950)	(1,591)	(9,842)	(0)	(7,108)
Other States	(0)	(6,900)	0	(6,900)	(0)	0

Other States include Delaware, Maine, Utah, Wisconsin and any other suppressed (S) state data.

Table 10: U.S. Apple Movement: Variety Summary (42-lb Bushels)

MAY 2024	TOTAL		FRESH		PROCESSING	
	REGULAR	CONTROLLED ATMOSPHERE	REGULAR	CONTROLLED ATMOSPHERE	REGULAR	CONTROLLED ATMOSPHERE
Total Varieties	(4,090,261)	(15,072,494)	(2,556,127)	(10,405,320)	(1,534,134)	(4,667,174)
Ambrosia	(173,333)	(277,273)	(138,667)	(220,571)	(34,667)	(56,702)
Cortland	(25,703)	(104,544)	(6,283)	(16,749)	(19,420)	(87,795)
Cosmic Crisp ®	(337,923)	(721,125)	(235,679)	(378,607)	(102,244)	(342,518)
Empire	(35,451)	(112,675)	(18,250)	(112,950)	(17,201)	275
Envy ®	(166,540)	(156,317)	(148,270)	(136,492)	(18,270)	(19,825)
Fuji	(342,096)	(1,257,036)	(273,938)	(1,011,015)	(68,158)	(246,022)
Gala	(216,489)	(2,407,019)	(171,630)	(2,094,257)	(44,858)	(312,762)
Golden Delicious	(399,963)	(923,287)	(137,840)	(523,276)	(262,123)	(400,011)
Granny Smith	(410,002)	(1,742,796)	(302,297)	(1,404,085)	(107,705)	(338,711)
Honeycrisp	(589,025)	(2,731,721)	(343,502)	(1,447,483)	(245,524)	(1,284,237)
Idared	(28,825)	(118,560)	(372)	(1,342)	(28,453)	(117,218)
Jonathan	(12)	(21,815)	(12)	(21,066)	(0)	(749)
McIntosh	(73,321)	(197,260)	(38,019)	(38,815)	(35,302)	(158,445)
Mutsu/Crispin	(25,849)	(27,900)	(432)	(6,326)	(25,417)	(21,574)
Newtown Pippin	(6,263)	(8,063)	0	(5,665)	(6,263)	(2,398)
Pink Lady/Cripps Pink	(515,967)	(621,157)	(352,638)	(367,663)	(163,329)	(253,494)
Red Delicious	(318,738)	(2,290,816)	(230,303)	(1,834,616)	(88,435)	(456,200)
Rome	(81,728)	(195,361)	(3,841)	15,884	(77,888)	(211,245)
Rome Sport	(900)	(587)	0	(587)	(900)	0
Spartan	(385)	(32,206)	(373)	(31,643)	(13)	(564)
Stayman	(21,828)	(3,186)	(1,293)	(155)	(20,535)	(3,031)
York	(26,040)	(157,237)	(115)	(5,982)	(25,925)	(151,256)
Other Varieties	(293,879)	(964,553)	(152,374)	(761,860)	(141,504)	(202,692)

Table 11:
U.S. Apple Movement:
State History
(42-lb Bushels)

MAY 2024	TOTAL			FRESH			PROCESSING		
	2023/24	2022/23	5-YR AVERAGE	2023/24	2022/23	5-YR AVERAGE	2023/24	2022/23	5-YR AVERAGE
United States	(19,162,755)	(15,017,716)	(15,281,079)	(12,961,447)	(10,888,875)	(10,767,511)	(6,201,308)	(4,128,841)	(4,513,568)
California	(30,013)	(19,108)	(23,689)	(15,200)	(8,639)	(11,767)	(14,813)	(10,469)	(11,922)
Connecticut	(6,287)	(3,818)	(3,761)	(5,492)	(3,796)	(3,567)	(795)	(22)	(194)
Idaho	0	0	(1,380)	0	0	(1,380)	0	0	0
Indiana	(4,871)	(3,800)	(3,815)	(2,883)	(2,249)	(2,258)	(1,988)	(1,551)	(1,557)
Maryland	13,952	(16,817)	(43,613)	(29,094)	(13,605)	(23,892)	43,046	(3,212)	(19,721)
Massachusetts	(5,710)	(4,610)	(8,574)	(5,710)	(4,610)	(8,574)	0	0	0
Michigan	(1,094,000)	(1,023,000)	(608,800)	(762,000)	(746,000)	(320,600)	(332,000)	(277,000)	(288,200)
North Carolina	(65,318)	(25,928)	(35,150)	(11,284)	(23,718)	(11,821)	(54,035)	(2,210)	(23,329)
New Hampshire	(376)	(1,123)	(681)	(174)	(783)	(413)	(203)	(340)	(268)
New York	(1,567,292)	(1,085,673)	(1,033,726)	(865,050)	(707,313)	(523,997)	(702,242)	(378,359)	(509,729)
Ohio	(3,572)	(2,817)	(4,920)	(3,332)	(2,630)	(4,636)	(240)	(187)	(284)
Oregon	(254,613)	(99,672)	54,423	(86,666)	(117,222)	79,357	(167,947)	17,550	(24,934)
Pennsylvania	(732,734)	(711,033)	(729,824)	(195,190)	(169,422)	(148,447)	(537,544)	(541,611)	(581,378)
Virginia	(204,575)	(250,648)	(89,232)	(35,325)	(35,801)	(30,862)	(169,249)	(214,846)	(58,370)
Washington	(15,181,905)	(11,690,560)	(12,710,599)	(10,925,714)	(9,047,068)	(9,746,282)	(4,256,190)	(2,643,491)	(2,964,317)
West Virginia	(18,541)	(88,009)	(39,517)	(11,433)	(8,918)	(8,953)	(7,108)	(79,091)	(30,564)
Other States	(6,900)	8,900	1,780	(6,900)	2,900	580	(0)	6,000	1,200

Other States include Delaware, Maine, Utah, Wisconsin and any other suppressed (S) state data.

Table 12:
U.S. Apple Movement:
Variety History
(42-lb Bushels)

MAY 2024	TOTAL			FRESH			PROCESSING		
	2023/24	2022/23	5-YR AVERAGE	2023/24	2022/23	5-YR AVERAGE	2023/24	2022/23	5-YR AVERAGE
Total Varieties	(19,162,755)	(15,017,716)	(15,281,079)	(12,961,447)	(10,888,875)	(10,767,511)	(6,201,308)	(4,128,841)	(4,513,568)
Ambrosia	(450,606)	(215,509)	(160,549)	(359,238)	(160,051)	(126,208)	(91,369)	(55,458)	(34,341)
Cortland	(130,247)	(44,488)	(18,841)	(23,032)	(18,841)	(15,391)	(107,215)	(25,647)	(52,934)
Cosmic Crisp ®	(1,059,048)	(780,608)	(272,409)	(614,286)	(715,846)	(242,504)	(444,762)	(64,762)	(29,905)
Empire	(148,126)	(101,207)	(125,445)	(131,200)	(82,486)	(98,502)	(16,926)	(18,721)	(26,942)
Envy ®	(322,857)	0	0	(284,762)	0	0	(38,095)	0	0
Fuji	(1,599,133)	(1,460,638)	(1,687,344)	(1,284,953)	(1,121,747)	(1,296,016)	(314,180)	(338,891)	(391,328)
Gala	(2,623,508)	(3,136,911)	(2,851,593)	(2,265,887)	(2,590,917)	(2,307,753)	(357,621)	(545,993)	(543,840)
Golden Delicious	(1,323,251)	(929,970)	(1,110,627)	(661,116)	(575,980)	(642,959)	(662,134)	(353,990)	(467,668)
Granny Smith	(2,152,798)	(1,428,246)	(1,660,571)	(1,706,381)	(1,163,961)	(1,221,787)	(446,416)	(264,285)	(438,784)
Honeycrisp	(3,320,746)	(1,899,592)	(1,647,839)	(1,790,985)	(1,137,259)	(1,033,764)	(1,529,761)	(762,333)	(614,075)
Idared	(147,385)	(126,977)	(331,795)	(1,714)	(8,925)	(2,883)	(145,671)	(118,052)	(328,912)
Jonathan	(21,827)	(31,189)	(5,565)	(21,078)	(10,204)	(13,455)	(749)	(20,984)	7,891
McIntosh	(270,581)	(171,043)	(251,281)	(76,835)	(95,472)	(144,143)	(193,746)	(75,571)	(107,138)
Mutsu/Crispin	(53,749)	(33,746)	(28,901)	(6,758)	(5,584)	(6,897)	(46,991)	(28,162)	(22,003)
Newtown Pippin	(14,326)	(11,232)	(10,940)	(5,665)	(4,786)	(4,266)	(8,661)	(6,446)	(6,674)
Pink Lady/Cripps Pink	(1,137,125)	(844,643)	(827,941)	(720,301)	(656,072)	(665,768)	(416,823)	(188,572)	(162,173)
Red Delicious	(2,609,553)	(1,705,047)	(2,635,448)	(2,064,919)	(1,463,868)	(2,150,975)	(544,635)	(241,179)	(484,473)
Rome	(277,089)	(26,668)	(419,780)	12,043	(18,621)	(11,968)	(289,132)	(8,047)	(407,812)
Rome Sport	(1,487)	(245,446)	83,698	(587)	(8,063)	(4,024)	(900)	(237,383)	87,722
Spartan	(32,592)	(24,271)	(18,383)	(32,015)	(23,831)	(17,802)	(576)	(440)	(581)
Stayman	(25,015)	(13,587)	(12,111)	(1,449)	(925)	(1,568)	(23,566)	(12,662)	(10,543)
York	(183,277)	(291,757)	(218,480)	(6,096)	(4,755)	(4,129)	(177,181)	(287,001)	(214,350)
Other Varieties	(1,258,431)	(1,469,198)	(969,196)	(914,235)	(996,583)	(714,967)	(344,196)	(472,616)	(254,229)

Table 13: U.S. Apple Performance: Variety Detail

JUNE 2024/ MAY 2024	FRESH						PROCESSING					
	REMAINING HOLDINGS			MOVEMENT RATE			REMAINING HOLDINGS			MOVEMENT RATE		
	2023/24	2022/23	5-YR AVERAGE	2023/24	2022/23	5-YR AVERAGE	2023/24	2022/23	5-YR AVERAGE	2023/24	2022/23	5-YR AVERAGE
Total Varieties	29%	29%	26%	24%	27%	26%	33%	31%	28%	27%	25%	27%
Ambrosia	35%	36%	33%	26%	21%	21%	66%	66%	37%	21%	19%	22%
Cortland	16%	11%	10%	36%	41%	33%	25%	29%	11%	51%	24%	57%
Cosmic Crisp ®	54%	42%	36%	13%	25%	24%	50%	54%	40%	30%	8%	11%
Empire	13%	12%	10%	52%	35%	43%	14%	13%	9%	17%	18%	35%
Envy ®	10%	N/A	N/A	41%	N/A	N/A	30%	N/A	N/A	50%	N/A	N/A
Fuji	27%	28%	25%	24%	24%	26%	35%	31%	28%	20%	27%	28%
Gala	23%	25%	22%	29%	32%	30%	22%	33%	22%	25%	28%	32%
Golden Delicious	22%	22%	26%	31%	37%	31%	29%	29%	29%	28%	22%	25%
Granny Smith	30%	28%	31%	24%	28%	23%	40%	30%	32%	21%	23%	27%
Honeycrisp	25%	22%	21%	26%	32%	28%	26%	22%	23%	37%	31%	27%
Idared	58%	34%	29%	3%	10%	6%	38%	34%	37%	16%	18%	34%
Jonathan	12%	26%	12%	62%	27%	43%	42%	26%	38%	1%	26%	-11%
McIntosh	19%	18%	14%	25%	32%	39%	29%	37%	25%	40%	18%	36%
Mutsu/Crispin	34%	18%	25%	25%	34%	29%	44%	36%	49%	21%	21%	12%
Newtown Pippin	30%	31%	21%	25%	26%	26%	30%	28%	23%	25%	26%	25%
Pink Lady/Cripps Pink	40%	49%	37%	19%	20%	23%	52%	47%	39%	32%	21%	25%
Red Delicious	33%	39%	34%	22%	20%	22%	44%	49%	40%	24%	14%	21%
Rome	23%	72%	34%	-41%	12%	10%	42%	31%	36%	21%	1%	30%
Rome Sport	5%	4%	9%	25%	86%	53%	66%	58%	264%	11%	93%	-139%
Spartan	56%	30%	40%	31%	34%	26%	31%	29%	32%	25%	26%	23%
Stayman	16%	14%	15%	29%	26%	30%	21%	22%	16%	56%	40%	35%
York	30%	29%	22%	25%	26%	26%	45%	32%	31%	23%	41%	30%
Other Varieties	27%	17%	16%	29%	35%	35%	25%	20%	16%	23%	33%	30%

Note: Remaining Holdings is a cumulative metric for the current month while Movement Rate is a monthly snapshot for the previous month. The first will tell users if they are ahead or behind total disposition compared to the same time last year/five-year average. The second will tell users if last month's disposition was faster or slower than the disposition in the same month the previous year/five-year average.

Figure 1: U.S. Fresh Apple Exports

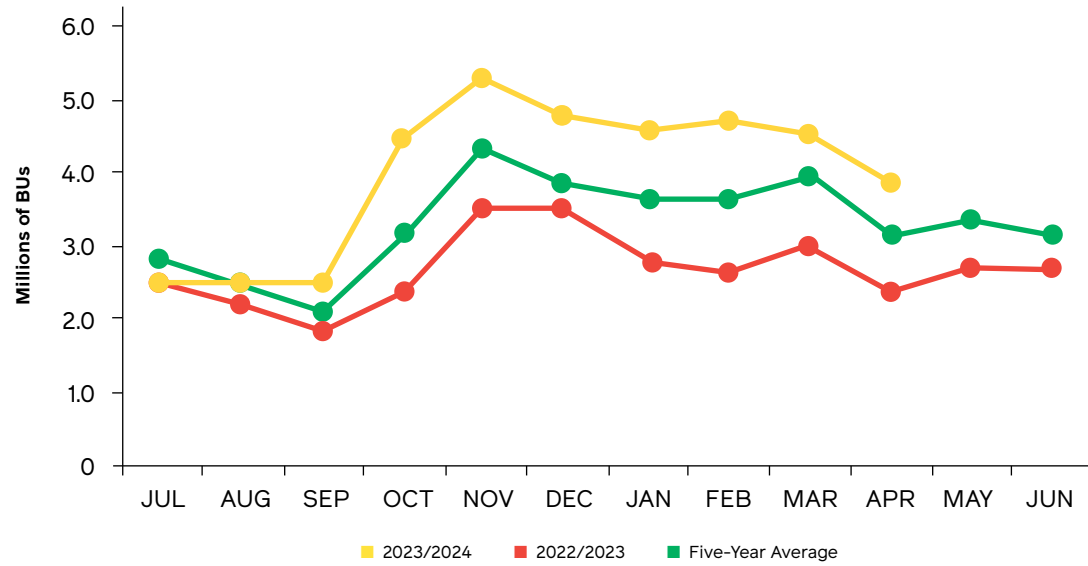


Figure 2: U.S. Fresh Apple Imports

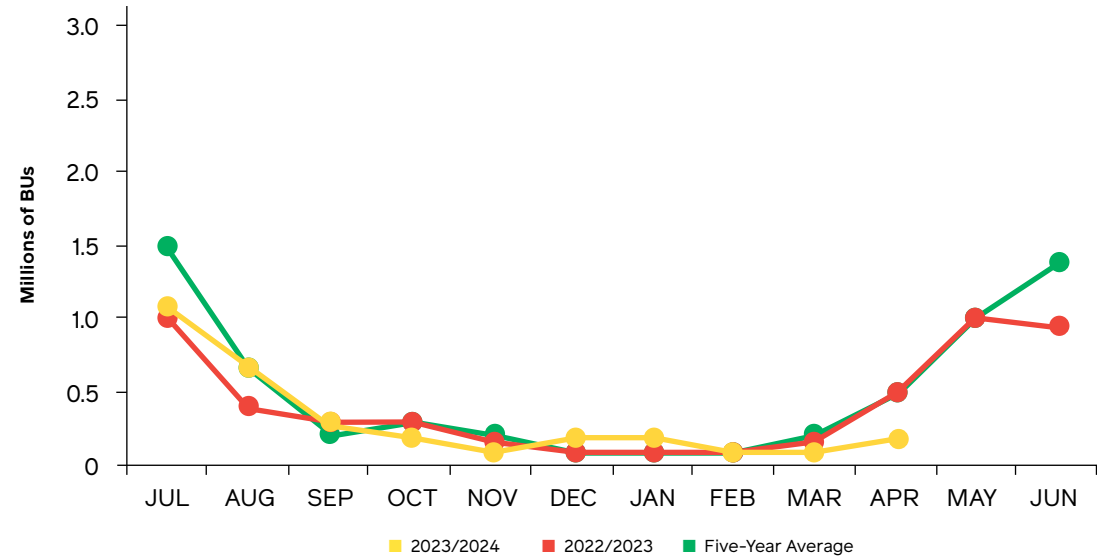


Figure 3: U.S. Fresh Apple Net Trade: Crop YTD

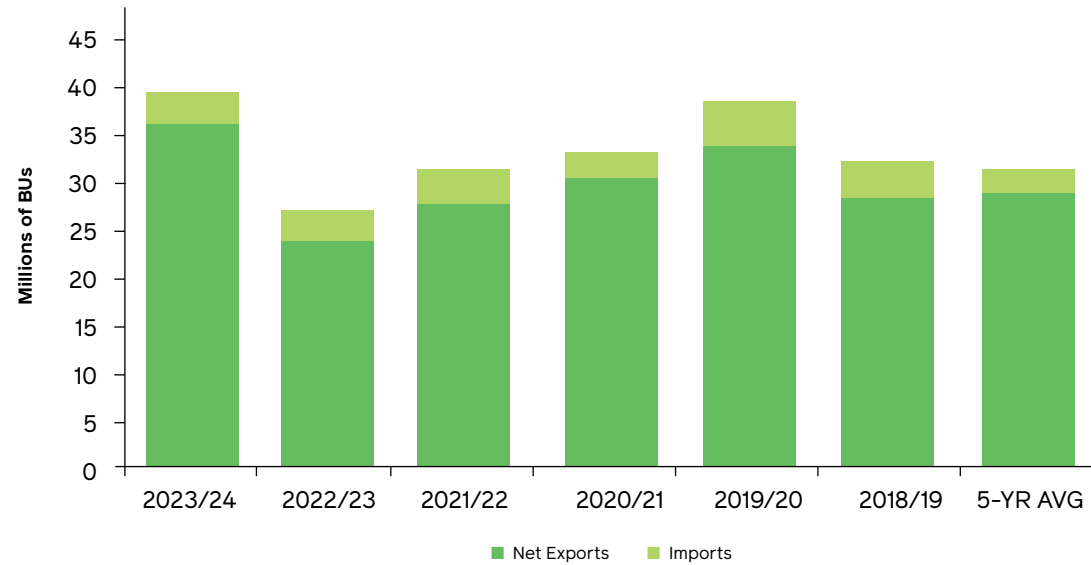
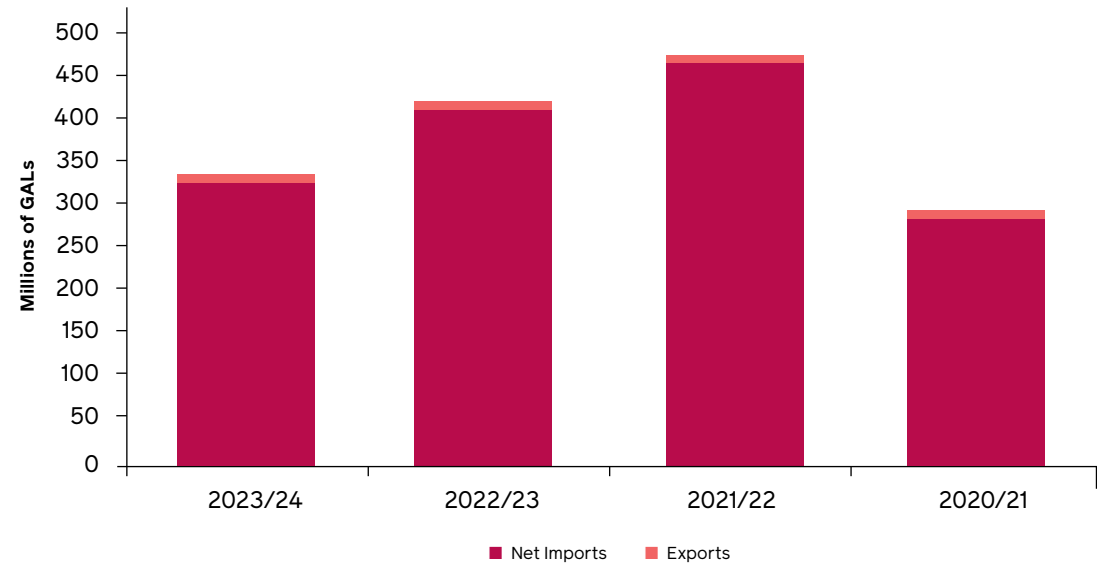


Figure 4: U.S. Apple Juice Concentrate Net Trade: Crop YTD



Sources: USDA, Foreign Agricultural Service, USApple
 Notes: Five-year average does not include current crop year (July-June). Trade data lags by two months.

Table 14: European Apple Holdings: Country Summary

MAY 2024	2023/24	2022/23	5-YR AVERAGE	MOVEMENT (PRIOR MO.)
Total Europe	N/A	N/A	N/A	N/A
Austria	N/A	N/A	N/A	N/A
Belgium	N/A	N/A	N/A	N/A
Czech Republic	N/A	N/A	N/A	N/A
Denmark	N/A	N/A	N/A	N/A
France	N/A	N/A	N/A	N/A
Germany	N/A	N/A	N/A	N/A
Italy	N/A	N/A	N/A	N/A
Poland	N/A	N/A	N/A	N/A
Spain	N/A	N/A	N/A	N/A
Switzerland	N/A	N/A	N/A	N/A
The Netherlands	N/A	N/A	N/A	N/A
United Kingdom	N/A	N/A	N/A	N/A

Source: The World Apple and Pear Association
 Note: Data reported in 42-pound bushels. The difference between the 2021/22 country and variety totals are holdings in Slovakia.

Table 15: European Apple Holdings: Variety Summary

MAY 2024	2023/24	2022/23	5-YR AVERAGE	MOVEMENT (PRIOR MO.)
Total Varieties	N/A	N/A	N/A	N/A
Annurca	N/A	N/A	N/A	N/A
Boskoop	N/A	N/A	N/A	N/A
Braeburn	N/A	N/A	N/A	N/A
Bramley	N/A	N/A	N/A	N/A
Cameo	N/A	N/A	N/A	N/A
Cortland	N/A	N/A	N/A	N/A
Cox Orange	N/A	N/A	N/A	N/A
Cripps Pink	N/A	N/A	N/A	N/A
Elstar	N/A	N/A	N/A	N/A
Fuji	N/A	N/A	N/A	N/A
Gala	N/A	N/A	N/A	N/A
Gloster	N/A	N/A	N/A	N/A
Golden Delicious	N/A	N/A	N/A	N/A
Granny Smith	N/A	N/A	N/A	N/A
Holsteiner Cox	N/A	N/A	N/A	N/A
Idared	N/A	N/A	N/A	N/A
Jonagold	N/A	N/A	N/A	N/A
Jonagored	N/A	N/A	N/A	N/A
Jonathan	N/A	N/A	N/A	N/A
Lobo	N/A	N/A	N/A	N/A
Morgendurf/imperat	N/A	N/A	N/A	N/A
Pinova	N/A	N/A	N/A	N/A
Red Delicious	N/A	N/A	N/A	N/A
Red Jonaprince	N/A	N/A	N/A	N/A
Reinette	N/A	N/A	N/A	N/A
Shampion	N/A	N/A	N/A	N/A
Stayman	N/A	N/A	N/A	N/A
Spartan	N/A	N/A	N/A	N/A
Other Varieties	N/A	N/A	N/A	N/A

Source: The World Apple and Pear Association
 Note: Data reported in 42-pound bushels.

Table 16: U.S. Apple Holdings: Other Varieties Detail

JUNE 2024	TOTAL	
	2023/24	2022/23
Total Other Varieties	3,417,850	2,781,664
Autumn Glory ®	N/A	N/A
EverCrisp ®	N/A	N/A
Jazz ®	N/A	N/A
Juici ®	41,000	N/A
Kanzi ®	69,000	N/A
Karma ®	8,000	N/A
KIKU ®	31,000	N/A
Koru ®	N/A	N/A
Lucy ®	N/A	N/A
Ludacrisp ®	N/A	N/A
Opal ®	N/A	N/A
Piñata ®	N/A	N/A
Rave ®	N/A	N/A
Rockit ®	N/A	N/A
RubyFrost ®	N/A	N/A
SnapDragon ®	N/A	N/A
SugarBee ®	N/A	N/A
SweeTango ®	N/A	N/A
Sweetie ®	N/A	N/A
WildTwist ® (R10-45)	N/A	N/A
Others Not Specified	N/A	N/A

Source: Managed brands via USApple.
Notes: Data reported in 42-pound bushels.

The varieties selected are only a few of the many managed brands available in the marketplace - data for additional varieties will be published as provided.

Prior to the 2023/24 season, Envy ® was included among the Other Varieties - it is now being reported separately in **Table 5**.



DISCLAIMER

While efforts have been made to ensure the accuracy and reliability of the information contained in this report, all information in this report is provided by the U.S. Apple Association (USApple) "as-is" with no guarantee of completeness, accuracy or timeliness and without warranty of any kind expressed or implied by USApple. Use of such information is voluntary, and reliance on it should only be undertaken after an independent review of its accuracy, completeness and applicability.

© 2024 U.S. Apple Association. Reproduction in whole or in part of the material contained herein is prohibited without prior permission from USApple.

For more information, contact the author of this report, Christopher Gerlach, Director, Industry Analytics at USApple: 7600 Leesburg Pike, Suite 400 East | Falls Church, VA 22043 | 703.442.8850 | usapple.org