

# May 1 U.S. Holdings

Sponsored by



hazel®

## 53 Million Fresh-Market Holdings

UP  
33% YOY

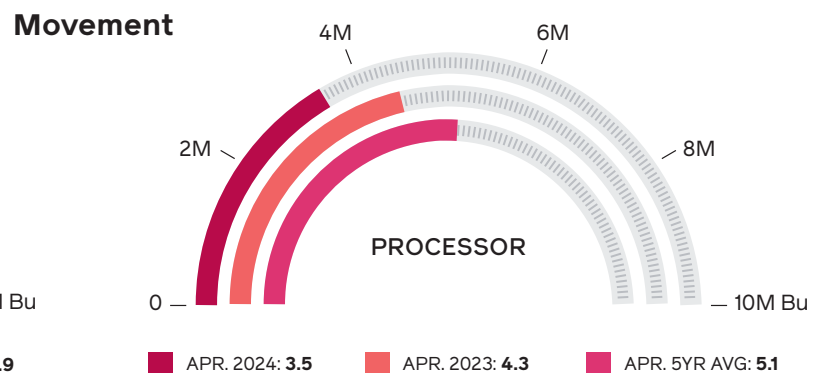
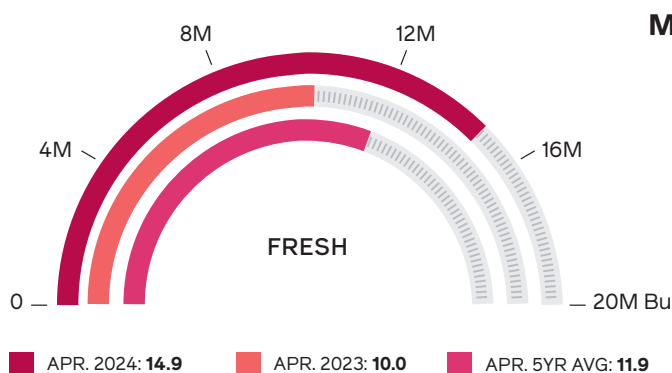
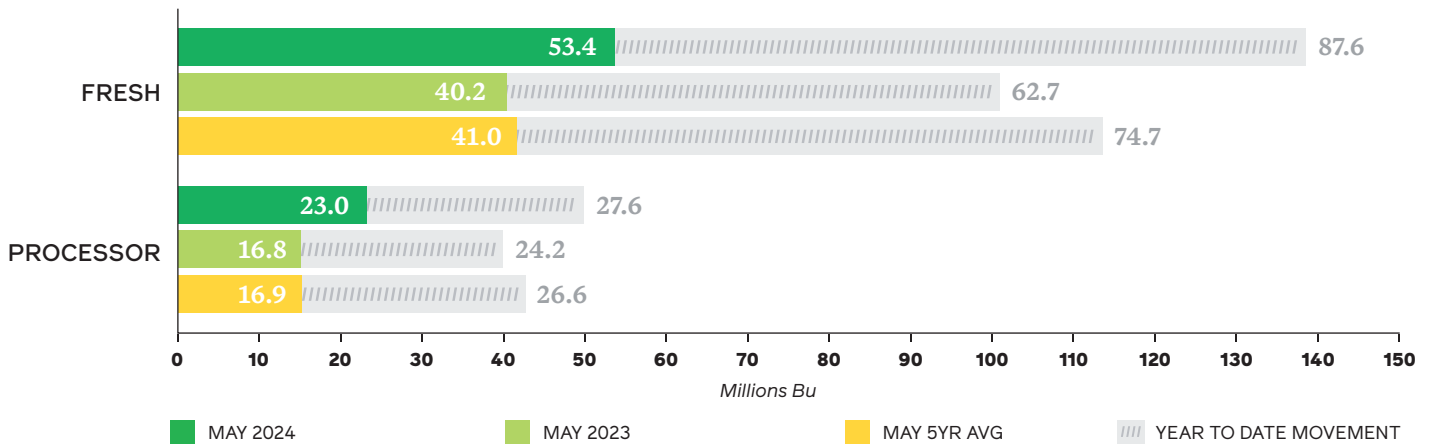
U.S. fresh apple holdings on May 1, 2024 totaled 53 million bushels, 33 percent more than the inventories reported last May and 30 percent more than the May five-year average.

## 23 Million Processing Apple Holdings

UP  
36% YOY

U.S. processing apple holdings on May 1, 2024 totaled 23 million bushels, 36 percent more than the inventories reported last May and 36 percent more than the May five-year average.

### Holdings



# Tables & Figures

## TABLES

|           |   |    |
|-----------|---|----|
| Table 1:  | USAppleTracker Summary .....                      | 2  |
| Table 2:  | U.S. Apple Holdings: State Summary .....          | 3  |
| Table 3:  | U.S. Apple Holdings: Variety Summary .....        | 3  |
| Table 4:  | U.S. Apple Holdings: State History .....          | 4  |
| Table 5:  | U.S. Apple Holdings: Variety History .....        | 4  |
| Table 6:  | U.S. Apple Holdings: Total Detail .....           | 5  |
| Table 7:  | U.S. Apple Holdings: Fresh Detail .....           | 6  |
| Table 8:  | U.S. Apple Holdings: Processing Detail .....      | 7  |
| Table 9:  | U.S. Apple Movement: State Summary .....          | 8  |
| Table 10: | U.S. Apple Movement: Variety Summary .....        | 8  |
| Table 11: | U.S. Apple Movement: State History .....          | 9  |
| Table 12: | U.S. Apple Movement: Variety History .....        | 9  |
| Table 13: | U.S. Apple Performance: Variety Detail .....      | 10 |
| Table 14: | European Apple Holdings: Country Summary .....    | 12 |
| Table 15: | European Apple Holdings: Variety Summary .....    | 12 |
| Table 16: | U.S. Apple Holdings: Other Varieties Detail ..... | 13 |

## FIGURES

|           |  |    |
|-----------|--|----|
| Figure 1: | U.S. Fresh Apple Exports .....                         | 11 |
| Figure 2: | U.S. Fresh Apple Imports .....                         | 11 |
| Figure 3: | U.S. Fresh Apple Net Trade: Crop YTD .....             | 11 |
| Figure 4: | U.S. Apple Juice Concentrate Net Trade: Crop YTD ..... | 11 |

**Table 1:**  
**USAppleTracker**  
**Summary**  
(Millions of 42-lb Bushels)

| MAY 2024                            |            | 2023/24       | 2022/23       | 5-YR AVERAGE  |
|-------------------------------------|------------|---------------|---------------|---------------|
| <b>Total Holdings</b>               |            | <b>76.4</b>   | <b>57.1</b>   | <b>57.9</b>   |
| By Use                              | Fresh      | 53.4          | 40.2          | 41.0          |
|                                     | Processing | 23.0          | 16.8          | 16.9          |
| By Storage Type                     | Regular    | 16.3          | 12.0          | 11.4          |
|                                     | CA         | 60.1          | 45.1          | 46.5          |
| <b>Total Movement (prior month)</b> |            | <b>(18.4)</b> | <b>(14.2)</b> | <b>(17.0)</b> |
| By Use                              | Fresh      | (14.9)        | (10.0)        | (11.9)        |
|                                     | Processing | (3.5)         | (4.3)         | (5.1)         |
| By Storage Type                     | Regular    | (4.3)         | (2.6)         | (3.6)         |
|                                     | CA         | (14.0)        | (11.7)        | (13.4)        |

**Table 2: U.S. Apple Holdings: State Summary (42-lb Bushels)**

| MAY 2024             | TOTAL             |                       | FRESH             |                       | PROCESSING       |                       |
|----------------------|-------------------|-----------------------|-------------------|-----------------------|------------------|-----------------------|
|                      | REGULAR           | CONTROLLED ATMOSPHERE | REGULAR           | CONTROLLED ATMOSPHERE | REGULAR          | CONTROLLED ATMOSPHERE |
| <b>United States</b> | <b>16,311,046</b> | <b>60,054,172</b>     | <b>11,393,826</b> | <b>42,008,718</b>     | <b>4,917,219</b> | <b>18,045,454</b>     |
| California           | 24,885            | 94,367                | 0                 | 60,397                | 24,885           | 33,971                |
| Connecticut          | 6,136             | 11,910                | 6,136             | 5,207                 | 0                | 6,703                 |
| Idaho                | 0                 | 0                     | 0                 | 0                     | 0                | 0                     |
| Indiana              | 12,640            | 6,715                 | 11,455            | 0                     | 1,185            | 6,715                 |
| Maryland             | 64,547            | 158,053               | 64,547            | 51,287                | 0                | 106,766               |
| Massachusetts        | 19,113            | 3,577                 | 19,113            | 3,577                 | 0                | 0                     |
| Michigan             | 0                 | 3,669,000             | 0                 | 2,277,000             | 0                | 1,392,000             |
| North Carolina       | 128,847           | 130,686               | 1,185             | 43,648                | 127,662          | 87,037                |
| New Hampshire        | 1,496             | 0                     | 691               | 0                     | 805              | 0                     |
| New York             | 1,423,771         | 4,362,491             | 458,670           | 2,142,563             | 965,101          | 2,219,928             |
| Ohio                 | 6,241             | 7,952                 | 6,241             | 6,999                 | 0                | 953                   |
| Oregon               | 106,727           | 606,948               | 68,663            | 306,516               | 38,063           | 300,432               |
| Pennsylvania         | 647,175           | 1,794,250             | 44,816            | 613,908               | 602,359          | 1,180,341             |
| Virginia             | 198,348           | 524,394               | 76,304            | 64,056                | 122,044          | 460,337               |
| Washington           | 13,664,799        | 48,607,582            | 10,629,683        | 36,385,555            | 3,035,116        | 12,222,027            |
| West Virginia        | 6,320             | 67,349                | 6,320             | 39,106                | 0                | 28,243                |
| Other States         | 0                 | 8,900                 | 0                 | 8,900                 | 0                | 0                     |

Other States include Delaware, Maine, Utah, Wisconsin and any other suppressed (S) state data.

**Table 3: U.S. Apple Holdings: Variety Summary (42-lb Bushels)**

| MAY 2024               | TOTAL             |                       | FRESH             |                       | PROCESSING       |                       |
|------------------------|-------------------|-----------------------|-------------------|-----------------------|------------------|-----------------------|
|                        | REGULAR           | CONTROLLED ATMOSPHERE | REGULAR           | CONTROLLED ATMOSPHERE | REGULAR          | CONTROLLED ATMOSPHERE |
| <b>Total Varieties</b> | <b>16,311,046</b> | <b>60,054,172</b>     | <b>11,393,826</b> | <b>42,008,718</b>     | <b>4,917,219</b> | <b>18,045,454</b>     |
| Ambrosia               | 714,667           | 1,111,259             | 551,619           | 845,899               | 163,048          | 265,360               |
| Cortland               | 101,914           | 171,256               | 24,751            | 39,397                | 77,163           | 131,859               |
| Cosmic Crisp ®         | 2,106,836         | 3,976,974             | 1,767,044         | 2,838,670             | 339,792          | 1,138,303             |
| Empire                 | 132,923           | 219,949               | 67,016            | 187,538               | 65,907           | 32,410                |
| Envy ®                 | 395,067           | 369,695               | 358,526           | 330,045               | 36,540           | 39,650                |
| Fuji                   | 1,530,636         | 5,296,171             | 1,209,026         | 4,058,558             | 321,610          | 1,237,613             |
| Gala                   | 825,663           | 8,486,680             | 646,943           | 7,215,312             | 178,720          | 1,271,368             |
| Golden Delicious       | 968,740           | 3,526,021             | 428,827           | 1,681,415             | 539,913          | 1,844,606             |
| Granny Smith           | 1,755,457         | 7,634,305             | 1,266,249         | 5,972,525             | 489,208          | 1,661,781             |
| Honeycrisp             | 2,047,194         | 8,882,162             | 1,377,041         | 5,400,253             | 670,153          | 3,481,910             |
| Idared                 | 102,177           | 865,776               | 1,177             | 57,053                | 101,000          | 808,723               |
| Jonathan               | 47                | 114,133               | 47                | 34,156                | 0                | 79,977                |
| McIntosh               | 299,090           | 491,082               | 158,825           | 148,831               | 140,265          | 342,250               |
| Mutsu/Crispin          | 57,279            | 197,165               | 2,359             | 24,312                | 54,920           | 172,853               |
| Newtown Pippin         | 24,885            | 32,035                | 0                 | 22,508                | 24,885           | 9,528                 |
| Pink Lady/Cripps Pink  | 2,349,459         | 2,803,962             | 1,856,211         | 2,014,268             | 493,248          | 789,694               |
| Red Delicious          | 1,367,793         | 10,376,650            | 1,025,472         | 8,452,658             | 342,322          | 1,923,992             |
| Rome                   | 338,662           | 1,062,404             | 15,280            | 14,088                | 323,382          | 1,048,316             |
| Rome Sport             | 7,856             | 2,331                 | 0                 | 2,331                 | 7,856            | 0                     |
| Spartan                | 1,531             | 105,033               | 1,481             | 102,794               | 50               | 2,240                 |
| Stayman                | 34,693            | 12,508                | 4,357             | 618                   | 30,336           | 11,890                |
| York                   | 90,259            | 698,558               | 455               | 23,767                | 89,804           | 674,791               |
| Other Varieties        | 1,058,217         | 3,618,065             | 631,121           | 2,541,724             | 427,095          | 1,076,341             |

**Table 4:**  
**U.S. Apple Holdings:**  
**State History**  
(42-lb Bushels)

| MAY 2024             | TOTAL             |                   |                   | FRESH             |                   |                   | PROCESSING        |                   |                   |
|----------------------|-------------------|-------------------|-------------------|-------------------|-------------------|-------------------|-------------------|-------------------|-------------------|
|                      | 2023/24           | 2022/23           | 5-YR AVERAGE      | 2023/24           | 2022/23           | 5-YR AVERAGE      | 2023/24           | 2022/23           | 5-YR AVERAGE      |
| <b>United States</b> | <b>76,365,218</b> | <b>57,078,543</b> | <b>57,888,690</b> | <b>53,402,544</b> | <b>40,244,205</b> | <b>40,969,519</b> | <b>22,962,674</b> | <b>16,834,338</b> | <b>16,919,171</b> |
| California           | 119,253           | 73,553            | 92,257            | 60,397            | 33,254            | 45,631            | 58,856            | 40,299            | 46,626            |
| Connecticut          | 18,046            | 12,682            | 10,072            | 11,343            | 9,632             | 7,749             | 6,703             | 3,050             | 2,323             |
| Idaho                | 0                 | 0                 | 1,380             | 0                 | 0                 | 1,380             | 0                 | 0                 | 0                 |
| Indiana              | 19,355            | 14,627            | 15,077            | 11,455            | 8,657             | 8,923             | 7,900             | 5,970             | 6,154             |
| Maryland             | 222,600           | 161,335           | 116,358           | 115,834           | 13,605            | 43,800            | 106,766           | 147,730           | 72,557            |
| Massachusetts        | 22,690            | 17,744            | 21,402            | 22,690            | 17,744            | 21,402            | 0                 | 0                 | 0                 |
| Michigan             | 3,669,000         | 3,653,000         | 1,933,200         | 2,277,000         | 2,322,000         | 779,000           | 1,392,000         | 1,331,000         | 1,154,200         |
| North Carolina       | 259,533           | 57,304            | 98,565            | 44,833            | 48,797            | 37,907            | 214,699           | 8,508             | 60,659            |
| New Hampshire        | 1,496             | 1,123             | 873               | 691               | 783               | 601               | 805               | 340               | 272               |
| New York             | 5,786,262         | 3,831,656         | 4,024,774         | 2,601,234         | 1,873,515         | 1,544,694         | 3,185,028         | 1,958,140         | 2,480,080         |
| Ohio                 | 14,193            | 10,845            | 15,503            | 13,240            | 10,125            | 14,313            | 953               | 721               | 1,189             |
| Oregon               | 713,675           | 499,161           | 426,081           | 375,179           | 307,879           | 320,782           | 338,495           | 191,282           | 105,299           |
| Pennsylvania         | 2,441,425         | 1,985,672         | 1,896,840         | 658,724           | 490,386           | 378,953           | 1,782,701         | 1,495,286         | 1,517,887         |
| Virginia             | 722,742           | 922,527           | 821,494           | 140,360           | 114,317           | 116,912           | 582,381           | 808,210           | 704,582           |
| Washington           | 62,272,381        | 45,708,094        | 48,302,250        | 47,015,238        | 34,959,183        | 37,612,087        | 15,257,143        | 10,748,912        | 10,690,163        |
| West Virginia        | 73,669            | 129,219           | 112,566           | 45,426            | 34,329            | 35,385            | 28,243            | 94,890            | 77,180            |
| Other States         | 8,900             | 0                 | 0                 | 8,900             | 0                 | 0                 | 0                 | 0                 | 0                 |

Other States include Delaware, Maine, Utah, Wisconsin and any other suppressed (S) state data.

**Table 5:**  
**U.S. Apple Holdings:**  
**Variety History**  
(42-lb Bushels)

| MAY 2024               | TOTAL             |                   |                   | FRESH             |                   |                   | PROCESSING        |                   |                   |
|------------------------|-------------------|-------------------|-------------------|-------------------|-------------------|-------------------|-------------------|-------------------|-------------------|
|                        | 2023/24           | 2022/23           | 5-YR AVERAGE      | 2023/24           | 2022/23           | 5-YR AVERAGE      | 2023/24           | 2022/23           | 5-YR AVERAGE      |
| <b>Total Varieties</b> | <b>76,365,218</b> | <b>57,078,543</b> | <b>57,888,690</b> | <b>53,402,544</b> | <b>40,244,205</b> | <b>40,969,519</b> | <b>22,962,674</b> | <b>16,834,338</b> | <b>16,919,171</b> |
| Ambrosia               | 1,825,925         | 1,055,082         | 767,370           | 1,397,518         | 760,336           | 609,810           | 428,408           | 294,746           | 157,560           |
| Cortland               | 273,170           | 151,637           | 139,777           | 64,148            | 45,782            | 46,731            | 209,022           | 105,855           | 93,045            |
| Cosmic Crisp ®         | 6,083,810         | 3,771,954         | 1,272,964         | 4,605,714         | 2,909,097         | 1,010,488         | 1,478,095         | 862,857           | 262,476           |
| Empire                 | 352,871           | 343,718           | 306,728           | 254,554           | 237,114           | 228,907           | 98,317            | 106,604           | 77,821            |
| Envy ®                 | 764,762           | 0                 | 0                 | 688,571           | 0                 | 0                 | 76,190            | 0                 | 0                 |
| Fuji                   | 6,826,807         | 5,891,829         | 6,415,417         | 5,267,584         | 4,639,411         | 5,015,361         | 1,559,223         | 1,252,418         | 1,400,055         |
| Gala                   | 9,312,343         | 10,077,111        | 9,281,365         | 7,862,255         | 8,098,189         | 7,605,361         | 1,450,089         | 1,978,922         | 1,676,004         |
| Golden Delicious       | 4,494,761         | 3,167,669         | 3,964,888         | 2,110,241         | 1,538,283         | 2,095,619         | 2,384,519         | 1,629,385         | 1,869,269         |
| Granny Smith           | 9,389,762         | 5,360,471         | 7,003,534         | 7,238,774         | 4,198,979         | 5,368,911         | 2,150,988         | 1,161,493         | 1,634,623         |
| Honeycrisp             | 10,929,357        | 5,971,408         | 5,899,102         | 6,777,294         | 3,521,055         | 3,652,954         | 4,152,063         | 2,450,353         | 2,246,148         |
| Idared                 | 967,954           | 728,070           | 1,016,772         | 58,230            | 85,569            | 48,821            | 909,723           | 642,501           | 967,950           |
| Jonathan               | 114,180           | 118,233           | 101,778           | 34,203            | 37,333            | 31,092            | 79,977            | 80,900            | 70,686            |
| McIntosh               | 790,172           | 721,812           | 662,076           | 307,656           | 302,072           | 365,771           | 482,516           | 419,741           | 296,305           |
| Mutsu/Crispin          | 254,444           | 147,959           | 203,355           | 26,671            | 16,562            | 24,042            | 227,773           | 131,397           | 179,313           |
| Newtown Pippin         | 56,921            | 43,233            | 43,018            | 22,508            | 18,421            | 16,688            | 34,413            | 24,812            | 26,330            |
| Pink Lady/Cripps Pink  | 5,153,421         | 4,143,926         | 3,496,588         | 3,870,478         | 3,264,014         | 2,854,181         | 1,282,942         | 879,912           | 642,407           |
| Red Delicious          | 11,744,443        | 9,110,002         | 11,920,823        | 9,478,129         | 7,416,089         | 9,632,980         | 2,266,314         | 1,693,913         | 2,287,843         |
| Rome                   | 1,401,065         | 831,010           | 1,459,259         | 29,368            | 159,766           | 117,146           | 1,371,697         | 671,244           | 1,342,114         |
| Rome Sport             | 10,187            | 263,397           | 70,624            | 2,331             | 9,367             | 7,618             | 7,856             | 254,030           | 63,006            |
| Spartan                | 106,564           | 70,888            | 71,267            | 104,274           | 69,196            | 68,781            | 2,290             | 1,693             | 2,487             |
| Stayman                | 47,202            | 35,008            | 35,282            | 4,975             | 3,561             | 5,240             | 42,227            | 31,447            | 30,041            |
| York                   | 788,817           | 724,038           | 733,021           | 24,222            | 18,305            | 15,878            | 764,595           | 705,733           | 717,143           |
| Other Varieties        | 4,676,281         | 4,250,862         | 2,917,321         | 3,172,845         | 2,820,405         | 2,066,276         | 1,503,436         | 1,430,457         | 851,045           |



**Table 6: U.S. Apple Holdings: Total Detail (42-lb Bushels)**

Other States include Delaware, Maine, Utah, Wisconsin and any other suppressed (S) state data.

| MAY 2024               | STORAGE TYPE | US         | CA      | CT     | ID | IN     | MD      | MA     | MI        | NC      | NH    | NY        | OH     | OR      | PA        | VA      | WA         | WV     | OTHER STATES |
|------------------------|--------------|------------|---------|--------|----|--------|---------|--------|-----------|---------|-------|-----------|--------|---------|-----------|---------|------------|--------|--------------|
| Ambrosia               | Total        | 1,825,925  | 0       | 0      | 0  | 0      | 0       | 0      | 0         | 0       | 0     | 23,609    | 0      | 0       | 15,650    | 0       | 1,786,667  | 0      | 0            |
|                        | CA           | 1,111,259  | 0       | 0      | 0  | 0      | 0       | 0      | 0         | 0       | 0     | 23,609    | 0      | 0       | 15,650    | 0       | 1,072,000  | 0      | 0            |
| Cortland               | Total        | 273,170    | 0       | 1,242  | 0  | 0      | 25      | 2,218  | 0         | 0       | 188   | 260,908   | 126    | 0       | 316       | 6,567   | 0          | 1,580  | 0            |
|                        | CA           | 171,256    | 0       | 57     | 0  | 0      | 0       | 0      | 0         | 0       | 0     | 162,689   | 47     | 0       | 316       | 6,567   | 0          | 1,580  | 0            |
| Cosmic Crisp ®         | Total        | 6,083,810  | 0       | 0      | 0  | 0      | 0       | 0      | 0         | 0       | 0     | 0         | 0      | 0       | 0         | 0       | 6,083,810  | 0      | 0            |
|                        | CA           | 3,976,974  | 0       | 0      | 0  | 0      | 0       | 0      | 0         | 0       | 0     | 0         | 0      | 0       | 0         | 0       | 3,976,974  | 0      | 0            |
| Empire                 | Total        | 352,871    | 6,676   | 3,425  | 0  | 0      | 0       | 228    | 15,000    | 5,728   | 0     | 314,222   | 173    | 0       | 3,143     | 1,907   | 0          | 2,370  | 0            |
|                        | CA           | 219,949    | 6,676   | 2,231  | 0  | 0      | 0       | 0      | 15,000    | 5,728   | 0     | 186,883   | 142    | 0       | 1,383     | 1,907   | 0          | 0      | 0            |
| Envy ®                 | Total        | 764,762    | 0       | 0      | 0  | 0      | 0       | 0      | 0         | 0       | 0     | 0         | 0      | 0       | 0         | 0       | 764,762    | 0      | 0            |
|                        | CA           | 369,695    | 0       | 0      | 0  | 0      | 0       | 0      | 0         | 0       | 0     | 0         | 0      | 0       | 0         | 0       | 369,695    | 0      | 0            |
| Fuji                   | Total        | 6,826,807  | 2,765   | 122    | 0  | 0      | 21,012  | 96     | 232,000   | 2,568   | 0     | 341,427   | 315    | 141,322 | 97,707    | 11,931  | 5,972,381  | 3,160  | 0            |
|                        | CA           | 5,296,171  | 2,765   | 42     | 0  | 0      | 5,856   | 0      | 232,000   | 2,568   | 0     | 303,530   | 158    | 118,352 | 75,553    | 7,464   | 4,546,304  | 1,580  | 0            |
| Gala                   | Total        | 9,312,343  | 0       | 198    | 0  | 7,900  | 0       | 595    | 999,000   | 10,665  | 39    | 515,709   | 1,521  | 89,696  | 118,399   | 12,034  | 7,545,714  | 1,975  | 8,900        |
|                        | CA           | 8,486,680  | 0       | 0      | 0  | 6,715  | 0       | 0      | 999,000   | 10,665  | 0     | 449,871   | 575    | 77,744  | 91,375    | 8,418   | 6,831,442  | 1,975  | 8,900        |
| Golden Delicious       | Total        | 4,494,761  | 63,991  | 838    | 0  | 0      | 94,387  | 0      | 477,000   | 84,558  | 0     | 503,115   | 4,681  | 0       | 730,911   | 165,010 | 2,360,000  | 10,270 | 0            |
|                        | CA           | 3,526,021  | 63,991  | 480    | 0  | 0      | 91,887  | 0      | 477,000   | 37,902  | 0     | 414,900   | 3,294  | 0       | 481,955   | 125,067 | 1,819,275  | 10,270 | 0            |
| Granny Smith           | Total        | 9,389,762  | 0       | 148    | 0  | 790    | 0       | 0      | 0         | 0       | 0     | 95,946    | 1,316  | 66,220  | 25,390    | 9,476   | 9,190,476  | 0      | 0            |
|                        | CA           | 7,634,305  | 0       | 148    | 0  | 0      | 0       | 0      | 0         | 0       | 0     | 86,114    | 567    | 64,884  | 12,361    | 4,021   | 7,466,210  | 0      | 0            |
| Honeycrisp             | Total        | 10,929,357 | 0       | 0      | 0  | 0      | 0       | 2,454  | 272,000   | 0       | 0     | 132,676   | 433    | 235,876 | 9,043     | 685     | 10,276,190 | 0      | 0            |
|                        | CA           | 8,882,162  | 0       | 0      | 0  | 0      | 0       | 790    | 272,000   | 0       | 0     | 92,617    | 0      | 211,678 | 9,043     | 0       | 8,296,034  | 0      | 0            |
| Idared                 | Total        | 967,954    | 0       | 6,685  | 0  | 0      | 30,814  | 0      | 214,000   | 0       | 0     | 683,386   | 236    | 0       | 996       | 31,837  | 0          | 0      | 0            |
|                        | CA           | 865,776    | 0       | 6,566  | 0  | 0      | 30,814  | 0      | 214,000   | 0       | 0     | 585,517   | 165    | 0       | 0         | 28,714  | 0          | 0      | 0            |
| Jonathan               | Total        | 114,180    | 0       | 0      | 0  | 0      | 0       | 1,975  | 95,000    | 0       | 0     | 13,800    | 0      | 0       | 3,358     | 47      | 0          | 0      | 0            |
|                        | CA           | 114,133    | 0       | 0      | 0  | 0      | 0       | 1,975  | 95,000    | 0       | 0     | 13,800    | 0      | 0       | 3,358     | 0       | 0          | 0      | 0            |
| McIntosh               | Total        | 790,172    | 0       | 2,291  | 0  | 0      | 0       | 11,848 | 183,000   | 790     | 159   | 585,695   | 457    | 0       | 4,690     | 1,242   | 0          | 0      | 0            |
|                        | CA           | 491,082    | 0       | 711    | 0  | 0      | 0       | 9      | 183,000   | 790     | 0     | 304,796   | 126    | 0       | 435       | 1,215   | 0          | 0      | 0            |
| Mutsu/ Crispin         | Total        | 254,444    | 0       | 347    | 0  | 0      | 0       | 0      | 0         | 0       | 78    | 225,816   | 126    | 0       | 26,143    | 1,934   | 0          | 0      | 0            |
|                        | CA           | 197,165    | 0       | 347    | 0  | 0      | 0       | 0      | 0         | 0       | 0     | 195,017   | 71     | 0       | 0         | 1,730   | 0          | 0      | 0            |
| Newtown Pippin         | Total        | 56,921     | 45,821  | 0      | 0  | 0      | 0       | 0      | 0         | 7,900   | 0     | 0         | 0      | 0       | 632       | 2,568   | 0          | 0      | 0            |
|                        | CA           | 32,035     | 20,935  | 0      | 0  | 0      | 0       | 0      | 0         | 7,900   | 0     | 0         | 0      | 0       | 632       | 2,568   | 0          | 0      | 0            |
| Pink Lady/ Cripps Pink | Total        | 5,153,421  | 0       | 1,358  | 0  | 0      | 14,205  | 790    | 4,000     | 11,455  | 0     | 63,367    | 0      | 42,910  | 49,359    | 44,252  | 4,900,000  | 21,725 | 0            |
|                        | CA           | 2,803,962  | 0       | 800    | 0  | 0      | 0       | 790    | 4,000     | 11,455  | 0     | 59,212    | 0      | 28,564  | 34,542    | 42,142  | 2,600,731  | 21,725 | 0            |
| Red Delicious          | Total        | 11,744,443 | 0       | 263    | 0  | 6,320  | 21,390  | 1,425  | 508,000   | 5,771   | 0     | 477,971   | 1,269  | 113,607 | 194,090   | 97,524  | 10,288,571 | 28,243 | 0            |
|                        | CA           | 10,376,650 | 0       | 65     | 0  | 0      | 18,390  | 13     | 508,000   | 5,771   | 0     | 369,613   | 953    | 92,024  | 188,441   | 28,852  | 9,136,285  | 28,243 | 0            |
| Rome                   | Total        | 1,401,065  | 0       | 0      | 0  | 3,555  | 10,906  | 0      | 187,000   | 114,707 | 0     | 565,297   | 0      | 0       | 395,823   | 123,777 | 0          | 0      | 0            |
|                        | CA           | 1,062,404  | 0       | 0      | 0  | 0      | 10,906  | 0      | 187,000   | 33,701  | 0     | 418,721   | 0      | 0       | 318,815   | 93,260  | 0          | 0      | 0            |
| Rome Sport             | Total        | 10,187     | 0       | 0      | 0  | 0      | 0       | 0      | 0         | 0       | 0     | 356       | 0      | 0       | 7,856     | 0       | 0          | 1,975  | 0            |
|                        | CA           | 2,331      | 0       | 0      | 0  | 0      | 0       | 0      | 0         | 0       | 0     | 356       | 0      | 0       | 0         | 0       | 0          | 1,975  | 0            |
| Spartan                | Total        | 106,564    | 0       | 0      | 0  | 0      | 0       | 0      | 0         | 5,925   | 0     | 97,938    | 0      | 0       | 1,728     | 973     | 0          | 0      | 0            |
|                        | CA           | 105,033    | 0       | 0      | 0  | 0      | 0       | 0      | 0         | 5,925   | 0     | 97,582    | 0      | 0       | 553       | 973     | 0          | 0      | 0            |
| Stayman                | Total        | 47,202     | 0       | 119    | 0  | 790    | 0       | 0      | 0         | 0       | 0     | 3,128     | 0      | 0       | 30,220    | 10,971  | 0          | 1,975  | 0            |
|                        | CA           | 12,508     | 0       | 0      | 0  | 0      | 0       | 0      | 0         | 0       | 0     | 2,338     | 0      | 0       | 316       | 9,855   | 0          | 0      | 0            |
| York                   | Total        | 788,817    | 0       | 0      | 0  | 0      | 0       | 0      | 0         | 4,740   | 0     | 31,358    | 0      | 0       | 630,893   | 121,431 | 0          | 395    | 0            |
|                        | CA           | 698,558    | 0       | 0      | 0  | 0      | 0       | 0      | 0         | 4,740   | 0     | 31,358    | 0      | 0       | 548,043   | 114,416 | 0          | 0      | 0            |
| Others                 | Total        | 4,676,281  | 0       | 1,013  | 0  | 0      | 29,861  | 1,060  | 483,000   | 4,726   | 1,032 | 850,538   | 3,540  | 24,044  | 95,079    | 78,579  | 3,103,810  | 0      | 0            |
|                        | CA           | 3,618,065  | 0       | 463    | 0  | 0      | 200     | 0      | 483,000   | 3,541   | 0     | 563,970   | 1,853  | 13,702  | 11,479    | 47,226  | 2,492,631  | 0      | 0            |
| Total Varieties        | Total        | 76,365,218 | 119,253 | 18,046 | 0  | 19,355 | 222,600 | 22,690 | 3,669,000 | 259,533 | 1,496 | 5,786,262 | 14,193 | 713,675 | 2,441,425 | 722,742 | 62,272,381 | 73,669 | 8,900        |
|                        | CA           | 60,054,172 | 94,367  | 11,910 | 0  | 6,715  | 158,053 | 3,577  | 3,669,000 | 130,686 | 0     | 4,362,491 | 7,952  | 606,948 | 1,794,250 | 524,394 | 48,607,582 | 67,349 | 8,900        |

**Table 7: U.S. Apple Holdings: Fresh Detail (42-lb Bushels)**

Other States include Delaware, Maine, Utah, Wisconsin and any other suppressed (S) state data.

| MAY 2024               | STORAGE TYPE | US         | CA     | CT     | ID | IN     | MD      | MA      | MI        | NC     | NH      | NY        | OH     | OR      | PA      | VA        | WA         | WV     | OTHER STATES |
|------------------------|--------------|------------|--------|--------|----|--------|---------|---------|-----------|--------|---------|-----------|--------|---------|---------|-----------|------------|--------|--------------|
| Ambrosia               | Total        | 1,397,518  | 0      | 0      | 0  | 0      | 0       | 0       | 0         | 0      | 0       | 2,820     | 0      | 0       | 15,650  | 0         | 1,379,048  | 0      | 0            |
|                        | CA           | 845,899    | 0      | 0      | 0  | 0      | 0       | 0       | 0         | 0      | 0       | 2,820     | 0      | 0       | 15,650  | 0         | 827,429    | 0      | 0            |
| Cortland               | Total        | 64,148     | 0      | 1,242  | 0  | 0      | 25      | 2,218   | 0         | 0      | 188     | 58,453    | 126    | 0       | 316     | 0         | 0          | 1,580  | 0            |
|                        | CA           | 39,397     | 0      | 57     | 0  | 0      | 0       | 0       | 0         | 0      | 0       | 37,397    | 47     | 0       | 316     | 0         | 0          | 1,580  | 0            |
| Cosmic Crisp ®         | Total        | 4,605,714  | 0      | 0      | 0  | 0      | 0       | 0       | 0         | 0      | 0       | 0         | 0      | 0       | 0       | 0         | 4,605,714  | 0      | 0            |
|                        | CA           | 2,838,670  | 0      | 0      | 0  | 0      | 0       | 0       | 0         | 0      | 0       | 0         | 0      | 0       | 0       | 0         | 2,838,670  | 0      | 0            |
| Empire                 | Total        | 254,554    | 2,331  | 3,425  | 0  | 0      | 0       | 228     | 5,000     | 4,345  | 0       | 233,122   | 173    | 0       | 2,323   | 1,238     | 0          | 2,370  | 0            |
|                        | CA           | 187,538    | 2,331  | 2,231  | 0  | 0      | 0       | 0       | 5,000     | 4,345  | 0       | 170,869   | 142    | 0       | 1,383   | 1,238     | 0          | 0      | 0            |
| Envy ®                 | Total        | 688,571    | 0      | 0      | 0  | 0      | 0       | 0       | 0         | 0      | 0       | 0         | 0      | 0       | 0       | 0         | 688,571    | 0      | 0            |
|                        | CA           | 330,045    | 0      | 0      | 0  | 0      | 0       | 0       | 0         | 0      | 0       | 0         | 0      | 0       | 0       | 0         | 330,045    | 0      | 0            |
| Fuji                   | Total        | 5,267,584  | 0      | 122    | 0  | 15,156 | 96      | 200,000 | 1,975     | 0      | 295,977 | 315       | 66,640 | 79,301  | 9,604   | 4,595,238 | 3,160      | 0      | 0            |
|                        | CA           | 4,058,558  | 0      | 42     | 0  | 0      | 0       | 200,000 | 1,975     | 0      | 272,344 | 158       | 51,968 | 75,108  | 5,539   | 3,449,844 | 1,580      | 0      | 0            |
| Gala                   | Total        | 7,862,255  | 0      | 198    | 0  | 0      | 595     | 962,000 | 9,875     | 39     | 474,664 | 1,521     | 75,944 | 95,487  | 10,176  | 6,222,857 | 0          | 8,900  | 0            |
|                        | CA           | 7,215,312  | 0      | 0      | 0  | 0      | 0       | 962,000 | 9,875     | 0      | 430,021 | 575       | 65,520 | 88,373  | 6,589   | 5,643,459 | 0          | 8,900  | 0            |
| Golden Delicious       | Total        | 2,110,241  | 44,636 | 838    | 0  | 0      | 36,414  | 0       | 112,000   | 790    | 0       | 55,108    | 4,681  | 0       | 189,230 | 22,942    | 1,633,333  | 10,270 | 0            |
|                        | CA           | 1,681,415  | 44,636 | 480    | 0  | 0      | 33,914  | 0       | 112,000   | 790    | 0       | 50,829    | 3,294  | 0       | 178,380 | 7,913     | 1,238,909  | 10,270 | 0            |
| Granny Smith           | Total        | 7,238,774  | 0      | 144    | 0  | 790    | 0       | 0       | 0         | 0      | 0       | 52,850    | 1,316  | 55,123  | 12,128  | 4,994     | 7,111,429  | 0      | 0            |
|                        | CA           | 5,972,525  | 0      | 144    | 0  | 0      | 0       | 0       | 0         | 0      | 0       | 52,850    | 567    | 55,020  | 12,128  | 0         | 5,851,815  | 0      | 0            |
| Honeycrisp             | Total        | 6,777,294  | 0      | 0      | 0  | 0      | 0       | 2,454   | 272,000   | 0      | 0       | 90,249    | 433    | 90,049  | 9,043   | 685       | 6,312,381  | 0      | 0            |
|                        | CA           | 5,400,253  | 0      | 0      | 0  | 0      | 0       | 790     | 272,000   | 0      | 0       | 78,771    | 0      | 82,054  | 9,043   | 0         | 4,957,595  | 0      | 0            |
| Idared                 | Total        | 58,230     | 0      | 119    | 0  | 0      | 0       | 0       | 24,000    | 0      | 0       | 33,843    | 236    | 0       | 0       | 32        | 0          | 0      | 0            |
|                        | CA           | 57,053     | 0      | 0      | 0  | 0      | 0       | 0       | 24,000    | 0      | 0       | 32,888    | 165    | 0       | 0       | 0         | 0          | 0      | 0            |
| Jonathan               | Total        | 34,203     | 0      | 0      | 0  | 0      | 0       | 1,975   | 18,000    | 0      | 0       | 10,823    | 0      | 0       | 3,358   | 47        | 0          | 0      | 0            |
|                        | CA           | 34,156     | 0      | 0      | 0  | 0      | 0       | 1,975   | 18,000    | 0      | 0       | 10,823    | 0      | 0       | 3,358   | 0         | 0          | 0      | 0            |
| McIntosh               | Total        | 307,656    | 0      | 2,287  | 0  | 0      | 0       | 11,848  | 61,000    | 593    | 159     | 226,597   | 457    | 0       | 4,690   | 26        | 0          | 0      | 0            |
|                        | CA           | 148,831    | 0      | 707    | 0  | 0      | 0       | 9       | 61,000    | 593    | 0       | 85,962    | 126    | 0       | 435     | 0         | 0          | 0      | 0            |
| Mutsu/ Crispin         | Total        | 26,671     | 0      | 347    | 0  | 0      | 0       | 0       | 0         | 0      | 78      | 25,917    | 126    | 0       | 0       | 203       | 0          | 0      | 0            |
|                        | CA           | 24,312     | 0      | 347    | 0  | 0      | 0       | 0       | 0         | 0      | 0       | 23,894    | 71     | 0       | 0       | 0         | 0          | 0      | 0            |
| Newtown Pippin         | Total        | 22,508     | 13,430 | 0      | 0  | 0      | 0       | 0       | 0         | 6,320  | 0       | 0         | 0      | 0       | 632     | 2,125     | 0          | 0      | 0            |
|                        | CA           | 22,508     | 13,430 | 0      | 0  | 0      | 0       | 0       | 0         | 6,320  | 0       | 0         | 0      | 0       | 632     | 2,125     | 0          | 0      | 0            |
| Pink Lady/ Cripps Pink | Total        | 3,870,478  | 0      | 1,358  | 0  | 0      | 14,205  | 790     | 4,000     | 7,900  | 0       | 61,660    | 0      | 26,242  | 35,197  | 36,269    | 3,682,857  | 0      | 0            |
|                        | CA           | 2,014,268  | 0      | 800    | 0  | 0      | 0       | 790     | 4,000     | 7,900  | 0       | 57,506    | 0      | 13,748  | 33,996  | 36,204    | 1,859,324  | 0      | 0            |
| Red Delicious          | Total        | 9,478,129  | 0      | 263    | 0  | 6,320  | 20,373  | 1,425   | 403,000   | 3,160  | 0       | 366,088   | 315    | 38,430  | 186,456 | 46,695    | 8,381,905  | 23,700 | 0            |
|                        | CA           | 8,452,658  | 0      | 65     | 0  | 0      | 17,373  | 13      | 403,000   | 3,160  | 0       | 312,584   | 0      | 25,200  | 181,331 | 3,372     | 7,482,859  | 23,700 | 0            |
| Rome                   | Total        | 29,368     | 0      | 0      | 0  | 3,555  | 0       | 0       | 3,000     | 0      | 0       | 21,922    | 0      | 0       | 395     | 496       | 0          | 0      | 0            |
|                        | CA           | 14,088     | 0      | 0      | 0  | 0      | 0       | 0       | 3,000     | 0      | 0       | 10,693    | 0      | 0       | 395     | 0         | 0          | 0      | 0            |
| Rome Sport             | Total        | 2,331      | 0      | 0      | 0  | 0      | 0       | 0       | 0         | 0      | 0       | 356       | 0      | 0       | 0       | 0         | 0          | 1,975  | 0            |
|                        | CA           | 2,331      | 0      | 0      | 0  | 0      | 0       | 0       | 0         | 0      | 0       | 356       | 0      | 0       | 0       | 0         | 0          | 1,975  | 0            |
| Spartan                | Total        | 104,274    | 0      | 0      | 0  | 0      | 0       | 0       | 0         | 3,950  | 0       | 97,938    | 0      | 0       | 1,678   | 709       | 0          | 0      | 0            |
|                        | CA           | 102,794    | 0      | 0      | 0  | 0      | 0       | 0       | 0         | 3,950  | 0       | 97,582    | 0      | 0       | 553     | 709       | 0          | 0      | 0            |
| Stayman                | Total        | 4,975      | 0      | 119    | 0  | 790    | 0       | 0       | 0         | 0      | 0       | 790       | 0      | 0       | 579     | 723       | 0          | 1,975  | 0            |
|                        | CA           | 618        | 0      | 0      | 0  | 0      | 0       | 0       | 0         | 0      | 0       | 0         | 0      | 0       | 316     | 302       | 0          | 0      | 0            |
| York                   | Total        | 24,222     | 0      | 0      | 0  | 0      | 0       | 0       | 0         | 4,740  | 0       | 17,380    | 0      | 0       | 1,580   | 127       | 0          | 395    | 0            |
|                        | CA           | 23,767     | 0      | 0      | 0  | 0      | 0       | 0       | 0         | 4,740  | 0       | 17,380    | 0      | 0       | 1,580   | 66        | 0          | 0      | 0            |
| Others                 | Total        | 3,172,845  | 0      | 884    | 0  | 0      | 29,661  | 1,060   | 213,000   | 1,185  | 227     | 474,677   | 3,540  | 22,751  | 20,684  | 3,270     | 2,401,905  | 0      | 0            |
|                        | CA           | 2,541,724  | 0      | 334    | 0  | 0      | 0       | 0       | 213,000   | 0      | 0       | 396,993   | 1,853  | 13,006  | 10,933  | 0         | 1,905,605  | 0      | 0            |
| Total Varieties        | Total        | 53,402,544 | 60,397 | 11,343 | 0  | 11,455 | 115,834 | 22,690  | 2,277,000 | 44,833 | 691     | 2,601,234 | 13,240 | 375,179 | 658,724 | 140,360   | 47,015,238 | 45,426 | 8,900        |
|                        | CA           | 42,008,718 | 60,397 | 5,207  | 0  | 0      | 51,287  | 3,577   | 2,277,000 | 43,648 | 0       | 2,142,563 | 6,999  | 306,516 | 613,908 | 64,056    | 36,385,555 | 39,106 | 8,900        |

**Table 8: U.S. Apple Holdings: Processing Detail (42-lb Bushels)**

Other States include Delaware, Maine, Utah, Wisconsin and any other suppressed (S) state data.

| MAY 2024               | STORAGE TYPE | US         | CA     | CT    | ID | IN    | MD      | MA | MI        | NC      | NH  | NY        | OH  | OR      | PA        | VA      | WA         | WV     | OTHER STATES |
|------------------------|--------------|------------|--------|-------|----|-------|---------|----|-----------|---------|-----|-----------|-----|---------|-----------|---------|------------|--------|--------------|
| Ambrosia               | Total        | 428,408    | 0      | 0     | 0  | 0     | 0       | 0  | 0         | 0       | 0   | 20,789    | 0   | 0       | 0         | 0       | 407,619    | 0      | 0            |
|                        | CA           | 265,360    | 0      | 0     | 0  | 0     | 0       | 0  | 0         | 0       | 0   | 20,789    | 0   | 0       | 0         | 0       | 244,571    | 0      | 0            |
| Cortland               | Total        | 209,022    | 0      | 0     | 0  | 0     | 0       | 0  | 0         | 0       | 0   | 202,455   | 0   | 0       | 0         | 6,567   | 0          | 0      | 0            |
|                        | CA           | 131,859    | 0      | 0     | 0  | 0     | 0       | 0  | 0         | 0       | 0   | 125,292   | 0   | 0       | 0         | 6,567   | 0          | 0      | 0            |
| Cosmic Crisp ®         | Total        | 1,478,095  | 0      | 0     | 0  | 0     | 0       | 0  | 0         | 0       | 0   | 0         | 0   | 0       | 0         | 0       | 1,478,095  | 0      | 0            |
|                        | CA           | 1,138,303  | 0      | 0     | 0  | 0     | 0       | 0  | 0         | 0       | 0   | 0         | 0   | 0       | 0         | 0       | 1,138,303  | 0      | 0            |
| Empire                 | Total        | 98,317     | 4,345  | 0     | 0  | 0     | 0       | 0  | 10,000    | 1,383   | 0   | 81,101    | 0   | 0       | 821       | 668     | 0          | 0      | 0            |
|                        | CA           | 32,410     | 4,345  | 0     | 0  | 0     | 0       | 0  | 10,000    | 1,383   | 0   | 16,014    | 0   | 0       | 0         | 668     | 0          | 0      | 0            |
| Envy ®                 | Total        | 76,190     | 0      | 0     | 0  | 0     | 0       | 0  | 0         | 0       | 0   | 0         | 0   | 0       | 0         | 0       | 76,190     | 0      | 0            |
|                        | CA           | 39,650     | 0      | 0     | 0  | 0     | 0       | 0  | 0         | 0       | 0   | 0         | 0   | 0       | 0         | 0       | 39,650     | 0      | 0            |
| Fuji                   | Total        | 1,559,223  | 2,765  | 0     | 0  | 0     | 5,856   | 0  | 32,000    | 593     | 0   | 45,450    | 0   | 74,682  | 18,407    | 2,327   | 1,377,143  | 0      | 0            |
|                        | CA           | 1,237,613  | 2,765  | 0     | 0  | 0     | 5,856   | 0  | 32,000    | 593     | 0   | 31,185    | 0   | 66,384  | 445       | 1,925   | 1,096,459  | 0      | 0            |
| Gala                   | Total        | 1,450,089  | 0      | 0     | 0  | 7,900 | 0       | 0  | 37,000    | 790     | 0   | 41,045    | 0   | 13,752  | 22,912    | 1,858   | 1,322,857  | 1,975  | 0            |
|                        | CA           | 1,271,368  | 0      | 0     | 0  | 6,715 | 0       | 0  | 37,000    | 790     | 0   | 19,850    | 0   | 12,224  | 3,002     | 1,829   | 1,187,984  | 1,975  | 0            |
| Golden Delicious       | Total        | 2,384,519  | 19,355 | 0     | 0  | 0     | 57,973  | 0  | 365,000   | 83,768  | 0   | 448,006   | 0   | 0       | 541,682   | 142,068 | 726,667    | 0      | 0            |
|                        | CA           | 1,844,606  | 19,355 | 0     | 0  | 0     | 57,973  | 0  | 365,000   | 37,112  | 0   | 364,070   | 0   | 0       | 303,576   | 117,154 | 580,366    | 0      | 0            |
| Granny Smith           | Total        | 2,150,988  | 0      | 4     | 0  | 0     | 0       | 0  | 0         | 0       | 0   | 43,096    | 0   | 11,097  | 13,262    | 4,482   | 2,079,048  | 0      | 0            |
|                        | CA           | 1,661,781  | 0      | 4     | 0  | 0     | 0       | 0  | 0         | 0       | 0   | 33,263    | 0   | 9,864   | 233       | 4,021   | 1,614,395  | 0      | 0            |
| Honeycrisp             | Total        | 4,152,063  | 0      | 0     | 0  | 0     | 0       | 0  | 0         | 0       | 0   | 42,426    | 0   | 145,827 | 0         | 0       | 3,963,810  | 0      | 0            |
|                        | CA           | 3,481,910  | 0      | 0     | 0  | 0     | 0       | 0  | 0         | 0       | 0   | 13,846    | 0   | 129,624 | 0         | 0       | 3,338,440  | 0      | 0            |
| Idared                 | Total        | 909,723    | 0      | 6,566 | 0  | 0     | 30,814  | 0  | 190,000   | 0       | 0   | 649,543   | 0   | 0       | 996       | 31,805  | 0          | 0      | 0            |
|                        | CA           | 808,723    | 0      | 6,566 | 0  | 0     | 30,814  | 0  | 190,000   | 0       | 0   | 552,629   | 0   | 0       | 0         | 28,714  | 0          | 0      | 0            |
| Jonathan               | Total        | 79,977     | 0      | 0     | 0  | 0     | 0       | 0  | 77,000    | 0       | 0   | 2,977     | 0   | 0       | 0         | 0       | 0          | 0      | 0            |
|                        | CA           | 79,977     | 0      | 0     | 0  | 0     | 0       | 0  | 77,000    | 0       | 0   | 2,977     | 0   | 0       | 0         | 0       | 0          | 0      | 0            |
| McIntosh               | Total        | 482,516    | 0      | 4     | 0  | 0     | 0       | 0  | 122,000   | 198     | 0   | 359,099   | 0   | 0       | 0         | 1,215   | 0          | 0      | 0            |
|                        | CA           | 342,250    | 0      | 4     | 0  | 0     | 0       | 0  | 122,000   | 198     | 0   | 218,834   | 0   | 0       | 0         | 1,215   | 0          | 0      | 0            |
| Mutsu/ Crispin         | Total        | 227,773    | 0      | 0     | 0  | 0     | 0       | 0  | 0         | 0       | 0   | 199,900   | 0   | 0       | 26,143    | 1,730   | 0          | 0      | 0            |
|                        | CA           | 172,853    | 0      | 0     | 0  | 0     | 0       | 0  | 0         | 0       | 0   | 171,122   | 0   | 0       | 0         | 1,730   | 0          | 0      | 0            |
| Newtown Pippin         | Total        | 34,413     | 32,391 | 0     | 0  | 0     | 0       | 0  | 0         | 1,580   | 0   | 0         | 0   | 0       | 0         | 442     | 0          | 0      | 0            |
|                        | CA           | 9,528      | 7,505  | 0     | 0  | 0     | 0       | 0  | 0         | 1,580   | 0   | 0         | 0   | 0       | 0         | 442     | 0          | 0      | 0            |
| Pink Lady/ Cripps Pink | Total        | 1,282,942  | 0      | 0     | 0  | 0     | 0       | 0  | 0         | 3,555   | 0   | 1,706     | 0   | 16,668  | 14,162    | 7,982   | 1,217,143  | 21,725 | 0            |
|                        | CA           | 789,694    | 0      | 0     | 0  | 0     | 0       | 0  | 0         | 3,555   | 0   | 1,706     | 0   | 14,816  | 546       | 5,938   | 741,407    | 21,725 | 0            |
| Red Delicious          | Total        | 2,266,314  | 0      | 0     | 0  | 0     | 1,017   | 0  | 105,000   | 2,611   | 0   | 111,883   | 953 | 75,177  | 7,634     | 50,830  | 1,906,667  | 4,543  | 0            |
|                        | CA           | 1,923,992  | 0      | 0     | 0  | 0     | 1,017   | 0  | 105,000   | 2,611   | 0   | 57,028    | 953 | 66,824  | 7,110     | 25,480  | 1,653,426  | 4,543  | 0            |
| Rome                   | Total        | 1,371,697  | 0      | 0     | 0  | 0     | 10,906  | 0  | 184,000   | 114,707 | 0   | 543,376   | 0   | 0       | 395,428   | 123,281 | 0          | 0      | 0            |
|                        | CA           | 1,048,316  | 0      | 0     | 0  | 0     | 10,906  | 0  | 184,000   | 33,701  | 0   | 408,029   | 0   | 0       | 318,420   | 93,260  | 0          | 0      | 0            |
| Rome Sport             | Total        | 7,856      | 0      | 0     | 0  | 0     | 0       | 0  | 0         | 0       | 0   | 0         | 0   | 0       | 7,856     | 0       | 0          | 0      | 0            |
|                        | CA           | 0          | 0      | 0     | 0  | 0     | 0       | 0  | 0         | 0       | 0   | 0         | 0   | 0       | 0         | 0       | 0          | 0      | 0            |
| Spartan                | Total        | 2,290      | 0      | 0     | 0  | 0     | 0       | 0  | 0         | 1,975   | 0   | 0         | 0   | 0       | 50        | 265     | 0          | 0      | 0            |
|                        | CA           | 2,240      | 0      | 0     | 0  | 0     | 0       | 0  | 0         | 1,975   | 0   | 0         | 0   | 0       | 0         | 265     | 0          | 0      | 0            |
| Stayman                | Total        | 42,227     | 0      | 0     | 0  | 0     | 0       | 0  | 0         | 0       | 0   | 2,338     | 0   | 0       | 29,641    | 10,248  | 0          | 0      | 0            |
|                        | CA           | 11,890     | 0      | 0     | 0  | 0     | 0       | 0  | 0         | 0       | 0   | 2,338     | 0   | 0       | 0         | 9,553   | 0          | 0      | 0            |
| York                   | Total        | 764,595    | 0      | 0     | 0  | 0     | 0       | 0  | 0         | 0       | 0   | 13,978    | 0   | 0       | 629,313   | 121,304 | 0          | 0      | 0            |
|                        | CA           | 674,791    | 0      | 0     | 0  | 0     | 0       | 0  | 0         | 0       | 0   | 13,978    | 0   | 0       | 546,463   | 114,350 | 0          | 0      | 0            |
| Others                 | Total        | 1,503,436  | 0      | 129   | 0  | 0     | 200     | 0  | 270,000   | 3,541   | 805 | 375,861   | 0   | 1,292   | 74,395    | 75,309  | 701,905    | 0      | 0            |
|                        | CA           | 1,076,341  | 0      | 129   | 0  | 0     | 200     | 0  | 270,000   | 3,541   | 0   | 166,977   | 0   | 696     | 546       | 47,226  | 587,026    | 0      | 0            |
| Total Varieties        | Total        | 22,962,674 | 58,856 | 6,703 | 0  | 7,900 | 106,766 | 0  | 1,392,000 | 214,699 | 805 | 3,185,028 | 953 | 338,495 | 1,782,701 | 582,381 | 15,257,143 | 28,243 | 0            |
|                        | CA           | 18,045,454 | 33,971 | 6,703 | 0  | 6,715 | 106,766 | 0  | 1,392,000 | 87,037  | 0   | 2,219,928 | 953 | 300,432 | 1,180,341 | 460,337 | 12,222,027 | 28,243 | 0            |

**Table 9: U.S. Apple Movement: State Summary (42-lb Bushels)**

| APRIL 2024           | TOTAL              |                       | FRESH              |                       | PROCESSING         |                       |
|----------------------|--------------------|-----------------------|--------------------|-----------------------|--------------------|-----------------------|
|                      | REGULAR            | CONTROLLED ATMOSPHERE | REGULAR            | CONTROLLED ATMOSPHERE | REGULAR            | CONTROLLED ATMOSPHERE |
| <b>United States</b> | <b>(4,344,696)</b> | <b>(14,016,717)</b>   | <b>(3,045,251)</b> | <b>(11,841,103)</b>   | <b>(1,299,446)</b> | <b>(2,175,614)</b>    |
| California           | (5,873)            | (22,273)              | 0                  | (14,255)              | (5,873)            | (8,018)               |
| Connecticut          | (3,858)            | (6,214)               | (3,858)            | (6,023)               | 0                  | (191)                 |
| Idaho                | (101,654)          | 0                     | (51,188)           | 0                     | (50,466)           | 0                     |
| Indiana              | (2,983)            | (1,585)               | (2,704)            | 0                     | (280)              | (1,585)               |
| Maryland             | (19,403)           | (48,995)              | (19,403)           | (6,149)               | 0                  | (42,846)              |
| Massachusetts        | (4,511)            | (844)                 | (4,511)            | (844)                 | 0                  | 0                     |
| Michigan             | 0                  | (1,211,000)           | 0                  | (896,000)             | 0                  | (315,000)             |
| North Carolina       | (83,954)           | (30,844)              | (50,578)           | (10,302)              | (33,376)           | (20,543)              |
| New Hampshire        | (353)              | 0                     | (163)              | 0                     | (190)              | 0                     |
| New York             | (374,555)          | (1,109,734)           | (136,542)          | (952,393)             | (238,013)          | (157,340)             |
| Ohio                 | (1,473)            | (1,877)               | (1,473)            | (1,652)               | 0                  | (225)                 |
| Oregon               | 18,018             | (63,810)              | 10,648             | (181,308)             | 7,370              | 117,498               |
| Pennsylvania         | (474,412)          | (354,328)             | (69,113)           | (193,916)             | (405,299)          | (160,411)             |
| Virginia             | (326,585)          | (207,874)             | (19,025)           | (20,875)              | (307,559)          | (186,999)             |
| Washington           | (2,961,608)        | (10,939,344)          | (2,695,848)        | (9,546,056)           | (265,760)          | (1,393,288)           |
| West Virginia        | (1,492)            | (15,896)              | (1,492)            | (9,230)               | 0                  | (6,666)               |
| Other States         | 0                  | (2,100)               | 0                  | (2,100)               | 0                  | 0                     |

Other States include Delaware, Maine, Utah, Wisconsin and any other suppressed (S) state data.

**Table 10: U.S. Apple Movement: Variety Summary (42-lb Bushels)**

| APRIL 2024             | TOTAL              |                       | FRESH              |                       | PROCESSING         |                       |
|------------------------|--------------------|-----------------------|--------------------|-----------------------|--------------------|-----------------------|
|                        | REGULAR            | CONTROLLED ATMOSPHERE | REGULAR            | CONTROLLED ATMOSPHERE | REGULAR            | CONTROLLED ATMOSPHERE |
| <b>Total Varieties</b> | <b>(4,344,696)</b> | <b>(14,016,717)</b>   | <b>(3,045,251)</b> | <b>(11,841,103)</b>   | <b>(1,299,446)</b> | <b>(2,175,614)</b>    |
| Ambrosia               | (106,013)          | (175,748)             | (85,822)           | (140,556)             | (20,190)           | (35,192)              |
| Cortland               | (25,410)           | (9,206)               | (7,198)            | (11,349)              | (18,212)           | 2,142                 |
| Cosmic Crisp®          | (222,698)          | (323,016)             | (242,621)          | (389,760)             | 19,923             | 66,743                |
| Empire                 | (34,610)           | (159,323)             | (18,264)           | (150,238)             | (16,346)           | (9,085)               |
| Envy®                  | (229,361)          | (214,448)             | (209,264)          | (192,640)             | (20,097)           | (21,808)              |
| Fuji                   | (707,789)          | (1,133,964)           | (301,867)          | (1,021,126)           | (405,922)          | (112,838)             |
| Gala                   | (287,028)          | (2,785,308)           | (210,530)          | (2,309,770)           | (76,497)           | (475,539)             |
| Golden Delicious       | (384,448)          | (825,712)             | (206,767)          | (550,091)             | (177,681)          | (275,621)             |
| Granny Smith           | (418,696)          | (1,720,481)           | (340,991)          | (1,513,264)           | (77,705)           | (207,217)             |
| Honeycrisp             | (573,401)          | (2,602,986)           | (406,848)          | (1,798,295)           | (166,553)          | (804,691)             |
| Idared                 | (43,634)           | (113,418)             | (506)              | (18,302)              | (43,128)           | (95,116)              |
| Jonathan               | (144)              | (6,516)               | (11)               | (10,813)              | (133)              | 4,297                 |
| McIntosh               | (58,120)           | (199,871)             | (25,015)           | (164,266)             | (33,105)           | (35,605)              |
| Mutsu/Crispin          | (26,076)           | (21,141)              | (973)              | (1,284)               | (25,102)           | (19,857)              |
| Newtown Pippin         | (5,873)            | (8,841)               | 0                  | (6,592)               | (5,873)            | (2,249)               |
| Pink Lady/Cripps Pink  | (468,889)          | (466,504)             | (503,523)          | (529,911)             | 34,633             | 63,407                |
| Red Delicious          | (254,168)          | (1,704,868)           | (266,750)          | (2,036,120)           | 12,582             | 331,252               |
| Rome                   | (130,947)          | (159,665)             | (30,843)           | (33,601)              | (100,104)          | (126,064)             |
| Rome Sport             | (9,821)            | (8,550)               | (9,821)            | (8,550)               | 0                  | 0                     |
| Spartan                | (7,285)            | (86,741)              | (4,835)            | (47,852)              | (2,450)            | (38,889)              |
| Stayman                | (17,754)           | (2,889)               | (1,028)            | (146)                 | (16,726)           | (2,743)               |
| York                   | (26,767)           | (138,246)             | (107)              | (5,609)               | (26,659)           | (132,637)             |
| Other Varieties        | (305,764)          | (1,149,273)           | (171,666)          | (900,969)             | (134,098)          | (248,304)             |



**Table 11:**  
**U.S. Apple Movement:**  
**State History**  
 (42-lb Bushels)

| APRIL 2024           | TOTAL               |                     |                     | FRESH               |                    |                     | PROCESSING         |                    |                    |
|----------------------|---------------------|---------------------|---------------------|---------------------|--------------------|---------------------|--------------------|--------------------|--------------------|
|                      | 2023/24             | 2022/23             | 5-YR AVERAGE        | 2023/24             | 2022/23            | 5-YR AVERAGE        | 2023/24            | 2022/23            | 5-YR AVERAGE       |
| <b>United States</b> | <b>(18,361,413)</b> | <b>(14,244,818)</b> | <b>(17,008,650)</b> | <b>(14,886,354)</b> | <b>(9,994,810)</b> | <b>(11,911,839)</b> | <b>(3,475,060)</b> | <b>(4,250,008)</b> | <b>(5,096,811)</b> |
| California           | (28,146)            | (18,670)            | (25,219)            | (14,255)            | (8,441)            | (12,565)            | (13,891)           | (10,229)           | (12,654)           |
| Connecticut          | (10,072)            | (4,813)             | (6,357)             | (9,881)             | (4,746)            | (6,324)             | (191)              | (67)               | (33)               |
| Idaho                | (101,654)           | 0                   | (53,626)            | (51,188)            | 0                  | (39,466)            | (50,466)           | 0                  | (14,160)           |
| Indiana              | (4,568)             | (3,713)             | (4,871)             | (2,704)             | (2,197)            | (3,210)             | (1,865)            | (1,515)            | (1,661)            |
| Maryland             | (68,398)            | (55,000)            | (43,384)            | (25,552)            | (52,487)           | (37,296)            | (42,846)           | (2,513)            | (6,088)            |
| Massachusetts        | (5,355)             | (5,604)             | (10,784)            | (5,355)             | (5,004)            | (10,664)            | 0                  | (600)              | (120)              |
| Michigan             | (1,211,000)         | (1,258,000)         | (982,002)           | (896,000)           | (664,000)          | (559,802)           | (315,000)          | (594,000)          | (422,200)          |
| North Carolina       | (114,798)           | (100,630)           | (76,473)            | (60,880)            | (12,386)           | (10,186)            | (53,918)           | (88,244)           | (66,287)           |
| New Hampshire        | (353)               | (237)               | (579)               | (163)               | (337)              | (767)               | (190)              | 100                | 188                |
| New York             | (1,484,288)         | (1,130,619)         | (1,365,015)         | (1,088,936)         | (539,387)          | (778,858)           | (395,353)          | (591,232)          | (586,157)          |
| Ohio                 | (3,350)             | (2,753)             | (6,365)             | (3,125)             | (2,570)            | (6,015)             | (225)              | (183)              | (350)              |
| Oregon               | (45,792)            | 15,655              | (121,026)           | (170,660)           | 19,706             | (100,161)           | 124,868            | (4,051)            | (20,865)           |
| Pennsylvania         | (828,739)           | (735,623)           | (792,393)           | (263,029)           | (174,194)          | (166,471)           | (565,710)          | (561,429)          | (625,922)          |
| Virginia             | (534,459)           | (4,702)             | (249,700)           | (39,900)            | (50,726)           | (41,855)            | (494,559)          | 46,024             | (207,844)          |
| Washington           | (13,900,952)        | (10,899,897)        | (13,234,875)        | (12,241,905)        | (8,483,262)        | (10,123,690)        | (1,659,048)        | (2,416,635)        | (3,111,185)        |
| West Virginia        | (17,387)            | (32,799)            | (29,735)            | (10,721)            | (8,714)            | (9,554)             | (6,666)            | (24,086)           | (20,181)           |
| Other States         | (2,100)             | (7,414)             | (6,246)             | (2,100)             | (6,066)            | (4,955)             | 0                  | (1,348)            | (1,291)            |

Other States include Delaware, Maine, Utah, Wisconsin and any other suppressed (S) state data.

**Table 12:**  
**U.S. Apple Movement:**  
**Variety History**  
 (42-lb Bushels)

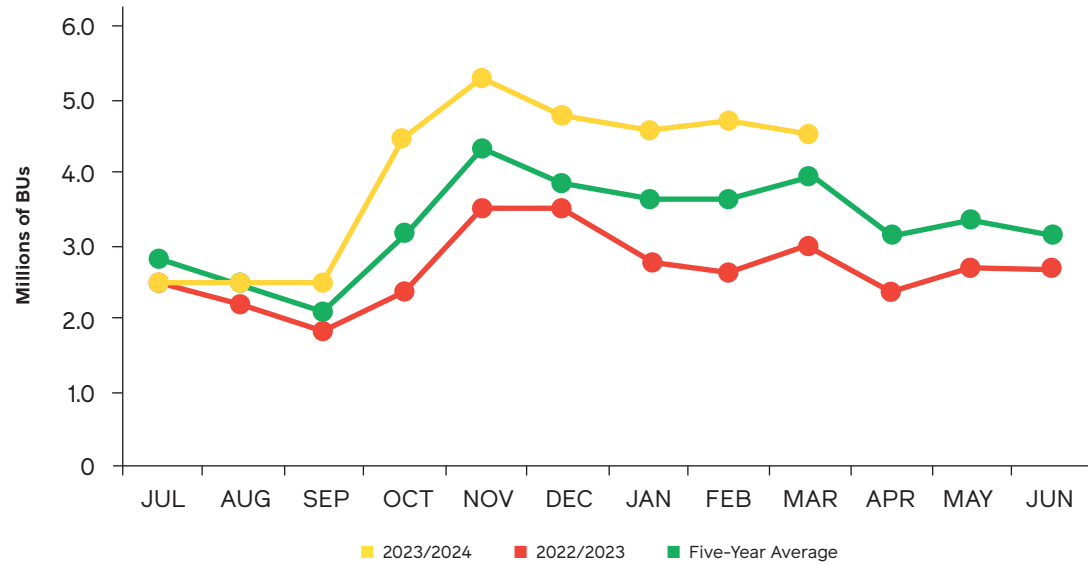
| APRIL 2024             | TOTAL               |                     |                     | FRESH               |                    |                     | PROCESSING         |                    |                    |
|------------------------|---------------------|---------------------|---------------------|---------------------|--------------------|---------------------|--------------------|--------------------|--------------------|
|                        | 2023/24             | 2022/23             | 5-YR AVERAGE        | 2023/24             | 2022/23            | 5-YR AVERAGE        | 2023/24            | 2022/23            | 5-YR AVERAGE       |
| <b>Total Varieties</b> | <b>(18,361,413)</b> | <b>(14,244,818)</b> | <b>(17,008,650)</b> | <b>(14,886,354)</b> | <b>(9,994,810)</b> | <b>(11,911,839)</b> | <b>(3,475,060)</b> | <b>(4,250,008)</b> | <b>(5,096,811)</b> |
| Ambrosia               | (281,761)           | (5,374)             | (112,592)           | (226,378)           | (123,667)          | (115,623)           | (55,383)           | 118,293            | 3,031              |
| Cortland               | (34,617)            | (43,019)            | (87,213)            | (15,547)            | (15,629)           | (27,544)            | (16,070)           | (27,390)           | (59,669)           |
| Cosmic Crisp ®         | (545,714)           | (837,605)           | (340,026)           | (632,381)           | (689,034)          | (278,502)           | 86,667             | (148,571)          | (61,524)           |
| Empire                 | (193,933)           | (136,469)           | (214,344)           | (168,502)           | (116,890)          | (171,971)           | (25,431)           | (19,579)           | (42,373)           |
| Envy ®                 | (443,810)           | 0                   | 0                   | (401,905)           | 0                  | 0                   | (41,905)           | 0                  | 0                  |
| Fuji                   | (1,841,753)         | (1,395,447)         | (1,896,026)         | (1,322,992)         | (1,138,369)        | (1,508,191)         | (518,760)          | (257,077)          | (387,835)          |
| Gala                   | (3,072,336)         | (2,750,942)         | (3,085,773)         | (2,520,300)         | (2,260,788)        | (2,507,367)         | (552,036)          | (490,154)          | (578,407)          |
| Golden Delicious       | (1,210,160)         | (949,146)           | (1,241,873)         | (756,858)           | (414,837)          | (568,720)           | (453,302)          | (534,309)          | (673,153)          |
| Granny Smith           | (2,139,177)         | (1,382,475)         | (1,765,675)         | (1,854,255)         | (1,080,460)        | (1,317,279)         | (284,922)          | (302,014)          | (448,396)          |
| Honeycrisp             | (3,176,387)         | (1,880,289)         | (2,066,417)         | (2,205,143)         | (1,030,617)        | (1,207,816)         | (971,244)          | (849,671)          | (858,601)          |
| Idared                 | (157,052)           | (188,088)           | (224,104)           | (18,808)            | 4,930              | (18,022)            | (138,244)          | (193,017)          | (206,081)          |
| Jonathan               | (6,660)             | (9,397)             | (28,307)            | (10,824)            | (5,131)            | (27,389)            | 4,164              | (4,266)            | (918)              |
| McIntosh               | (257,991)           | (209,583)           | (254,347)           | (189,281)           | (125,545)          | (163,122)           | (68,711)           | (84,039)           | (91,225)           |
| Mutsu/Crispin          | (47,217)            | (41,638)            | (63,207)            | (2,258)             | (7,179)            | (7,419)             | (44,959)           | (34,459)           | (55,788)           |
| Newtown Pippin         | (14,714)            | (10,974)            | (13,571)            | (6,592)             | (4,676)            | (6,377)             | (8,122)            | (6,298)            | (7,195)            |
| Pink Lady/Cripps Pink  | (935,393)           | (706,818)           | (890,347)           | (1,033,433)         | (588,406)          | (732,168)           | 98,040             | (118,412)          | (158,179)          |
| Red Delicious          | (1,959,035)         | (1,753,086)         | (2,680,291)         | (2,302,870)         | (1,439,888)        | (2,257,014)         | 343,834            | (313,198)          | (423,277)          |
| Rome                   | (290,612)           | (512,316)           | (475,590)           | (64,444)            | 27,140             | (12,807)            | (226,168)          | (539,456)          | (462,783)          |
| Rome Sport             | (18,371)            | 222,302             | 35,460              | (18,371)            | (8,230)            | (6,751)             | 0                  | 230,532            | 42,212             |
| Spartan                | (94,026)            | (25,236)            | (12,533)            | (52,687)            | (24,806)           | (10,602)            | (41,339)           | (430)              | (1,931)            |
| Stayman                | (20,644)            | (13,229)            | (15,672)            | (1,174)             | (2,541)            | (1,314)             | (19,469)           | (10,688)           | (14,357)           |
| York                   | (165,013)           | (145,604)           | (214,751)           | (5,717)             | (4,646)            | (4,641)             | (159,296)          | (140,957)          | (210,110)          |
| Other Varieties        | (1,455,037)         | (1,437,661)         | (1,293,256)         | (1,072,635)         | (926,938)          | (907,738)           | (382,402)          | (510,722)          | (385,518)          |

**Table 13: U.S. Apple Performance: Variety Detail**

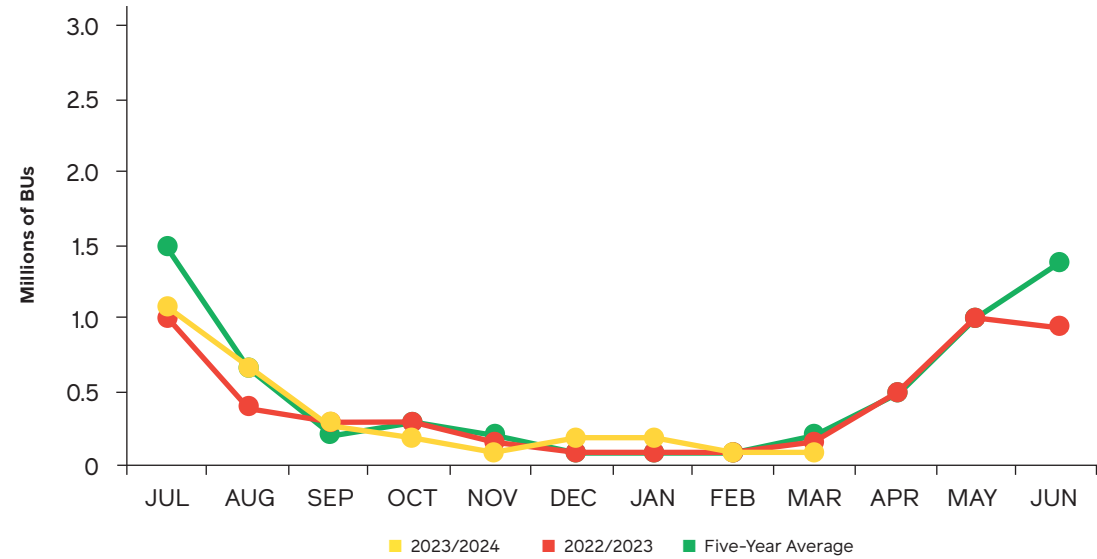
| MAY 2024/<br>APRIL 2024 | FRESH              |            |              |               |            |              | PROCESSING         |            |              |               |            |              |
|-------------------------|--------------------|------------|--------------|---------------|------------|--------------|--------------------|------------|--------------|---------------|------------|--------------|
|                         | REMAINING HOLDINGS |            |              | MOVEMENT RATE |            |              | REMAINING HOLDINGS |            |              | MOVEMENT RATE |            |              |
|                         | 2023/24            | 2022/23    | 5-YR AVERAGE | 2023/24       | 2022/23    | 5-YR AVERAGE | 2023/24            | 2022/23    | 5-YR AVERAGE | 2023/24       | 2022/23    | 5-YR AVERAGE |
| <b>Total Varieties</b>  | <b>38%</b>         | <b>39%</b> | <b>35%</b>   | <b>22%</b>    | <b>20%</b> | <b>23%</b>   | <b>45%</b>         | <b>41%</b> | <b>39%</b>   | <b>13%</b>    | <b>20%</b> | <b>23%</b>   |
| Ambrosia                | 48%                | 45%        | 42%          | 14%           | 14%        | 16%          | 84%                | 81%        | 47%          | 11%           | -67%       | -2%          |
| Cortland                | 25%                | 18%        | 16%          | 22%           | 25%        | 37%          | 52%                | 39%        | 24%          | 7%            | 21%        | 39%          |
| Cosmic Crisp ®          | 62%                | 55%        | 47%          | 12%           | 19%        | 22%          | 72%                | 59%        | 45%          | -6%           | 15%        | 19%          |
| Empire                  | 27%                | 19%        | 18%          | 40%           | 33%        | 43%          | 16%                | 16%        | 14%          | 21%           | 16%        | 35%          |
| Envy ®                  | 17%                | N/A        | N/A          | 37%           | N/A        | N/A          | 59%                | N/A        | N/A          | 35%           | N/A        | N/A          |
| Fuji                    | 36%                | 37%        | 34%          | 20%           | 20%        | 23%          | 44%                | 43%        | 38%          | 25%           | 17%        | 22%          |
| Gala                    | 33%                | 37%        | 32%          | 24%           | 22%        | 25%          | 29%                | 45%        | 33%          | 28%           | 20%        | 26%          |
| Golden Delicious        | 32%                | 35%        | 37%          | 26%           | 21%        | 21%          | 40%                | 37%        | 38%          | 16%           | 25%        | 26%          |
| Granny Smith            | 40%                | 38%        | 40%          | 20%           | 20%        | 20%          | 51%                | 39%        | 44%          | 12%           | 21%        | 22%          |
| Honeycrisp              | 34%                | 32%        | 29%          | 25%           | 23%        | 25%          | 41%                | 32%        | 31%          | 19%           | 26%        | 28%          |
| Idared                  | 60%                | 38%        | 31%          | 24%           | -6%        | 27%          | 46%                | 42%        | 56%          | 13%           | 23%        | 18%          |
| Jonathan                | 32%                | 35%        | 21%          | 24%           | 12%        | 47%          | 42%                | 36%        | 34%          | -5%           | 5%         | 1%           |
| McIntosh                | 25%                | 27%        | 23%          | 38%           | 29%        | 31%          | 49%                | 45%        | 38%          | 12%           | 17%        | 24%          |
| Mutsu/Crispin           | 46%                | 27%        | 35%          | 8%            | 30%        | 24%          | 55%                | 45%        | 56%          | 16%           | 21%        | 24%          |
| Newtown Pippin          | 40%                | 43%        | 28%          | 23%           | 20%        | 28%          | 40%                | 37%        | 31%          | 19%           | 20%        | 21%          |
| Pink Lady/Cripps Pink   | 49%                | 61%        | 48%          | 21%           | 15%        | 20%          | 77%                | 60%        | 52%          | -8%           | 12%        | 20%          |
| Red Delicious           | 42%                | 48%        | 44%          | 20%           | 16%        | 19%          | 58%                | 57%        | 51%          | -18%          | 16%        | 16%          |
| Rome                    | 16%                | 81%        | 37%          | 69%           | -20%       | 10%          | 53%                | 32%        | 52%          | 14%           | 45%        | 26%          |
| Rome Sport              | 7%                 | 27%        | 20%          | 89%           | 47%        | 47%          | 74%                | 885%       | 110%         | 0%            | -981%      | -203%        |
| Spartan                 | 81%                | 46%        | 54%          | 34%           | 26%        | 13%          | 41%                | 39%        | 41%          | 95%           | 20%        | 44%          |
| Stayman                 | 23%                | 19%        | 22%          | 19%           | 42%        | 20%          | 47%                | 38%        | 24%          | 32%           | 25%        | 32%          |
| York                    | 40%                | 39%        | 30%          | 19%           | 20%        | 23%          | 58%                | 54%        | 45%          | 17%           | 17%        | 23%          |
| Other Varieties         | 38%                | 26%        | 24%          | 25%           | 25%        | 31%          | 32%                | 30%        | 23%          | 20%           | 26%        | 31%          |

Note: Remaining Holdings is a cumulative metric for the current month while Movement Rate is a monthly snapshot for the previous month. The first will tell users if they are ahead or behind total disposition compared to the same time last year/five-year average. The second will tell users if last month's disposition was faster or slower than the disposition in the same month the previous year/five-year average.

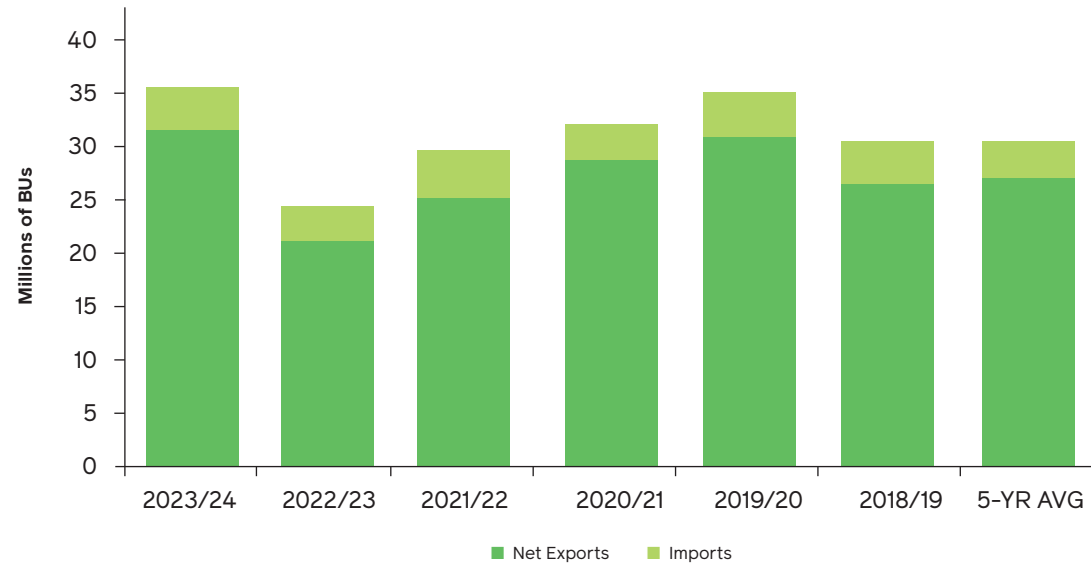
**Figure 1: U.S. Fresh Apple Exports**



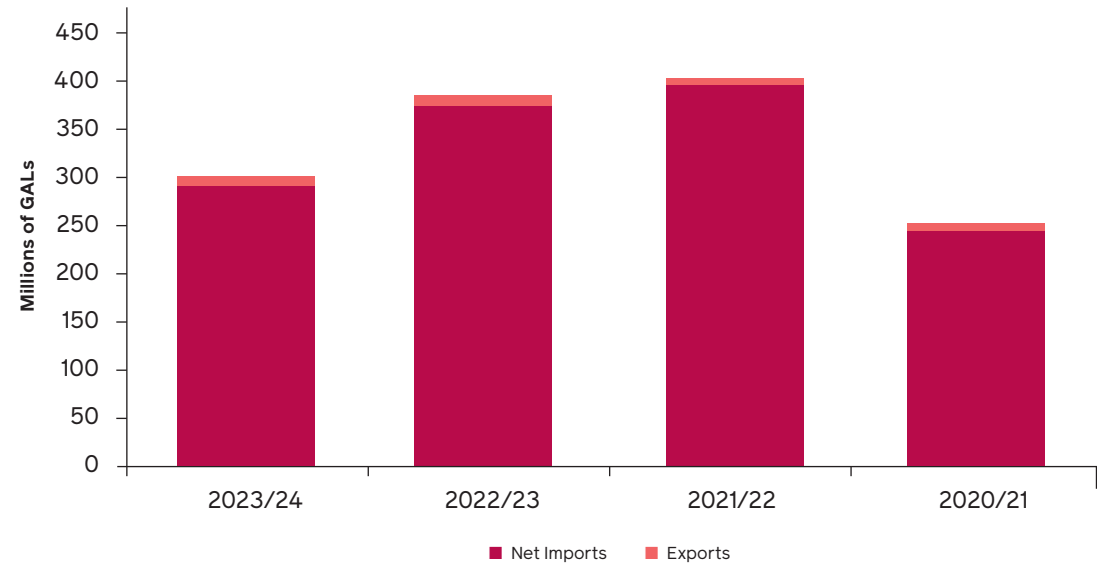
**Figure 2: U.S. Fresh Apple Imports**



**Figure 3: U.S. Fresh Apple Net Trade: Crop YTD**



**Figure 4: U.S. Apple Juice Concentrate Net Trade: Crop YTD**



Sources: USDA, Foreign Agricultural Service, USApple  
 Notes: Five-year average does not include current crop year (July-June). Trade data lags by two months.

**Table 14: European Apple Holdings: Country Summary**

| APRIL 2024          | 2023/24           | 2022/23           | 5-YR AVERAGE       | MOVEMENT (PRIOR MO.) |
|---------------------|-------------------|-------------------|--------------------|----------------------|
| <b>Total Europe</b> | <b>99,534,432</b> | <b>99,988,391</b> | <b>105,910,267</b> | <b>(68,145,723)</b>  |
| Austria             | 2,675,597         | 3,607,583         | 3,133,633          | (1,270,980)          |
| Belgium             | 2,423,286         | 2,246,988         | 3,451,812          | (1,656,364)          |
| Czech Republic      | 823,006           | 1,107,087         | 1,055,037          | (752,405)            |
| Denmark             | 32,072            | 143,563           | 137,285            | (199,518)            |
| France              | 15,823,450        | 13,405,927        | 15,181,339         | (11,173,119)         |
| Germany             | 6,736,111         | 8,519,229         | 8,241,195          | (4,434,226)          |
| Italy               | 33,433,192        | 28,584,909        | 31,709,431         | (20,242,974)         |
| Poland              | 26,507,931        | 29,552,406        | 29,037,995         | (21,363,818)         |
| Spain               | 5,931,711         | 4,339,894         | 5,986,405          | (2,501,957)          |
| Switzerland         | 1,343,348         | 1,417,518         | 1,656,016          | (849,829)            |
| The Netherlands     | 2,624,836         | 3,641,140         | 3,992,756          | (1,807,552)          |
| United Kingdom      | 1,179,892         | 3,422,148         | 2,327,365          | (1,892,981)          |

Source: The World Apple and Pear Association  
 Note: Data reported in 42-pound bushels. The difference between the 2021/22 country and variety totals are holdings in Slovakia.

**Table 15: European Apple Holdings: Variety Summary**

| APRIL 2024             | 2023/24           | 2022/23           | 5-YR AVERAGE       | MOVEMENT (PRIOR MO.) |
|------------------------|-------------------|-------------------|--------------------|----------------------|
| <b>Total Varieties</b> | <b>99,534,432</b> | <b>99,988,391</b> | <b>105,910,267</b> | <b>(68,145,723)</b>  |
| Annurca                | -                 | -                 | -                  | (236,209)            |
| Boskoop                | 136,521           | 229,655           | 228,824            | (255,166)            |
| Braeburn               | 2,481,945         | 2,768,356         | 3,368,283          | N/A                  |
| Bramley                | 80,416            | 1,039,426         | 791,910            | N/A                  |
| Cameo                  | 17,637            | 148,392           | 83,639             | N/A                  |
| Cortland               | -                 | -                 | -                  | -                    |
| Cox Orange             | -                 | 22,729            | 11,485             | N/A                  |
| Cripps Pink            | 5,531,755         | 4,900,718         | 3,686,328          | (5,015,084)          |
| Elstar                 | 1,748,256         | 3,370,179         | 2,577,129          | (2,078,544)          |
| Fuji                   | 2,575,640         | 2,513,877         | 3,659,586          | (2,827,539)          |
| Gala                   | 5,980,152         | 6,478,725         | 6,530,834          | (9,344,998)          |
| Gloster                | 367,489           | 529,161           | 1,642,053          | (526,537)            |
| Golden Delicious       | 35,829,195        | 25,352,182        | 31,082,355         | (12,572,432)         |
| Granny Smith           | 3,238,109         | 4,062,675         | 4,220,343          | (2,579,828)          |
| Holsteiner Cox         | 210               | -                 | 577                | (6,036)              |
| Idared                 | 4,675,237         | 6,529,461         | 7,705,413          | (2,513,507)          |
| Jonagold               | 4,397,190         | 5,117,605         | 6,360,423          | (2,855,499)          |
| Jonagored              | 899,282           | 1,070,787         | 2,039,106          | (424,120)            |
| Jonathan               | -                 | -                 | -                  | -                    |
| Lobo                   | -                 | -                 | -                  | -                    |
| Morgendurf/imperat     | 247,869           | 274,892           | 349,329            | (144,665)            |
| Pinova                 | 2,774,729         | 2,835,232         | 2,131,760          | (1,599,116)          |
| Red Delicious          | 2,734,664         | 4,351,481         | 4,240,979          | (3,390,818)          |
| Red Jonaprince         | 6,865,889         | 9,485,448         | 6,076,826          | (3,311,312)          |
| Reinette               | 367,542           | 776,289           | 733,217            | (708,166)            |
| Shampion               | 1,843,640         | 2,105,360         | 3,385,677          | (1,859,912)          |
| Stayman                | -                 | -                 | 4,273              | -                    |
| Spartan                | -                 | -                 | 1,081              | -                    |
| Other Varieties        | 16,741,065        | 16,025,763        | 14,998,837         | (13,555,211)         |

Source: The World Apple and Pear Association  
 Note: Data reported in 42-pound bushels.

**Table 16: U.S. Apple Holdings: Other Varieties Detail**

| MAY 2024                     | TOTAL            |                  |
|------------------------------|------------------|------------------|
|                              | 2023/24          | 2022/23          |
| <b>Total Other Varieties</b> | <b>4,676,281</b> | <b>4,250,862</b> |
| Autumn Glory ®               | N/A              | N/A              |
| EverCrisp ®                  | N/A              | N/A              |
| Jazz ®                       | N/A              | N/A              |
| Juici ®                      | N/A              | N/A              |
| Kanzi ®                      | N/A              | N/A              |
| Karma ®                      | N/A              | N/A              |
| KIKU ®                       | N/A              | N/A              |
| Koru ®                       | N/A              | N/A              |
| Lucy ®                       | N/A              | N/A              |
| Ludacrisp ®                  | N/A              | N/A              |
| Opal ®                       | N/A              | N/A              |
| Piñata ®                     | N/A              | N/A              |
| Rave ®                       | N/A              | N/A              |
| Rockit ®                     | N/A              | N/A              |
| RubyFrost ®                  | N/A              | N/A              |
| SnapDragon ®                 | N/A              | N/A              |
| SugarBee ®                   | N/A              | N/A              |
| SweeTango ®                  | N/A              | N/A              |
| Sweetie ®                    | N/A              | N/A              |
| WildTwist ® (R10-45)         | N/A              | N/A              |
| Others Not Specified         | N/A              | N/A              |

Source: Managed brands via USApple.  
Notes: Data reported in 42-pound bushels.

The varieties selected are only a few of the many managed brands available in the marketplace - data for additional varieties will be published as provided.

Prior to the 2023/24 season, Envy ® was included among the Other Varieties - it is now being reported separately in **Table 5**.



**DISCLAIMER**

While efforts have been made to ensure the accuracy and reliability of the information contained in this report, all information in this report is provided by the U.S. Apple Association (USApple) "as-is" with no guarantee of completeness, accuracy or timeliness and without warranty of any kind expressed or implied by USApple. Use of such information is voluntary, and reliance on it should only be undertaken after an independent review of its accuracy, completeness and applicability.

© 2024 U.S. Apple Association. Reproduction in whole or in part of the material contained herein is prohibited without prior permission from USApple.

For more information, contact the author of this report, Christopher Gerlach, Director, Industry Analytics at USApple: 7600 Leesburg Pike, Suite 400 East | Falls Church, VA 22043 | 703.442.8850 | usapple.org