

March 1 U.S. Holdings

Sponsored by



hazel®

84 Million Fresh-Market Holdings

UP
35% YOY

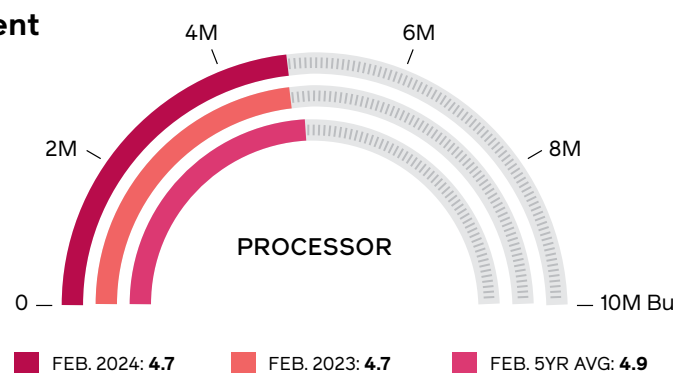
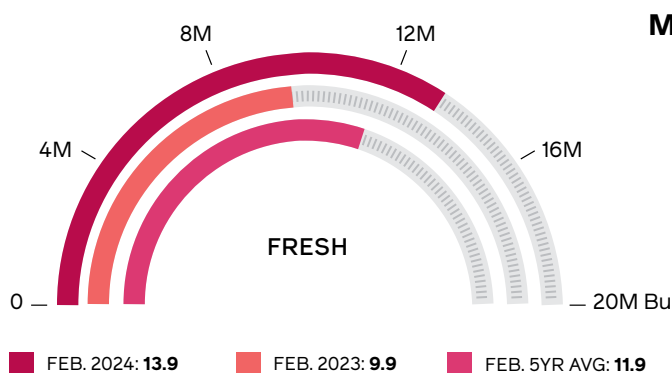
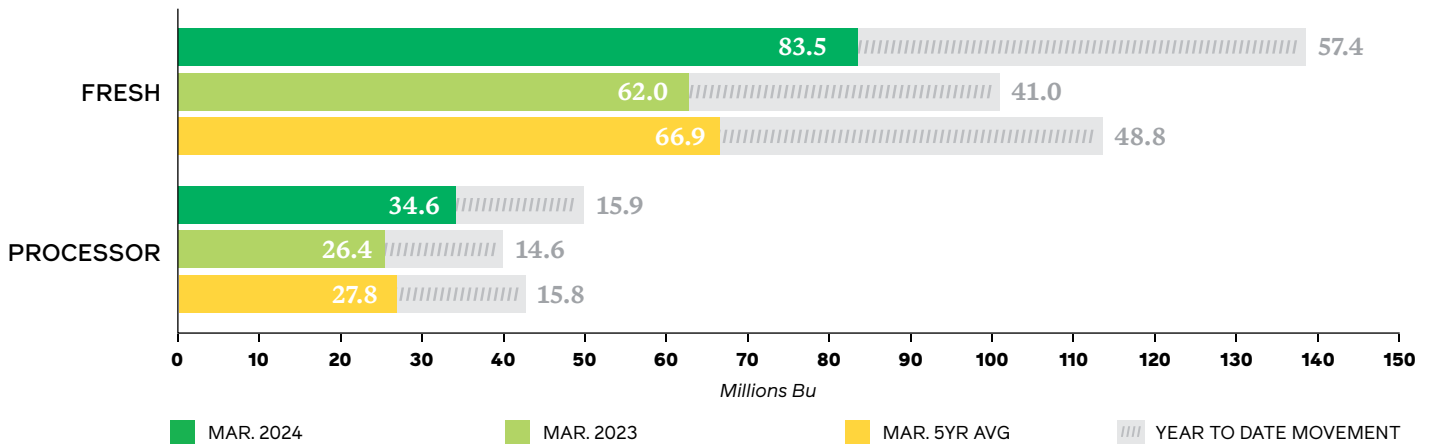
U.S. fresh apple holdings on March 1, 2024 totaled 84 million bushels, 35 percent more than the inventories reported last March and 25 percent more than the March five-year average.

35 Million Processing Apple Holdings

UP
31% YOY

U.S. processing apple holdings on March 1, 2024 totaled 35 million bushels, 31 percent more than the inventories reported last March and 25 percent more than the March five-year average.

Holdings



Tables & Figures

TABLES

Table 1:	USAppleTracker Summary.....	2
Table 2:	U.S. Apple Holdings: State Summary.....	3
Table 3:	U.S. Apple Holdings: Variety Summary.....	3
Table 4:	U.S. Apple Holdings: State History.....	4
Table 5:	U.S. Apple Holdings: Variety History.....	4
Table 6:	U.S. Apple Holdings: Total Detail.....	5
Table 7:	U.S. Apple Holdings: Fresh Detail.....	6
Table 8:	U.S. Apple Holdings: Processing Detail.....	7
Table 9:	U.S. Apple Movement: State Summary.....	8
Table 10:	U.S. Apple Movement: Variety Summary.....	8
Table 11:	U.S. Apple Movement: State History.....	9
Table 12:	U.S. Apple Movement: Variety History.....	9
Table 13:	U.S. Apple Performance: Variety Detail.....	10
Table 14:	European Apple Holdings: Country Summary.....	12
Table 15:	European Apple Holdings: Variety Summary.....	12
Table 16:	U.S. Apple Holdings: Other Varieties Detail.....	13

FIGURES

Figure 1:	U.S. Fresh Apple Exports.....	11
Figure 2:	U.S. Fresh Apple Imports.....	11
Figure 3:	U.S. Fresh Apple Net Trade: Crop YTD.....	11
Figure 4:	U.S. Apple Juice Concentrate Net Trade: Crop YTD.....	11

Table 1:
USAppleTracker
Summary
(Millions of 42-lb Bushels)

MARCH 2024		2023/24	2022/23	5-YR AVERAGE
Total Holdings		118.2	88.4	94.7
By Use	Fresh	83.5	62.0	66.9
	Processing	34.6	26.4	27.8
By Storage Type	Regular	25.6	18.8	19.5
	CA	92.5	69.6	75.2
Total Movement (prior month)		(18.6)	(14.6)	(16.8)
By Use	Fresh	(13.9)	(9.9)	(11.9)
	Processing	(4.7)	(4.7)	(4.9)
By Storage Type	Regular	(4.7)	(3.3)	(3.6)
	CA	(13.9)	(11.3)	(13.2)

Table 2: U.S. Apple Holdings: State Summary (42-lb Bushels)

MARCH 2024	TOTAL		FRESH		PROCESSING	
	REGULAR	CONTROLLED ATMOSPHERE	REGULAR	CONTROLLED ATMOSPHERE	REGULAR	CONTROLLED ATMOSPHERE
United States	25,633,170	92,531,955	17,668,395	65,877,755	7,964,775	26,654,200
California	38,350	145,425	0	93,074	38,350	52,350
Connecticut	13,786	29,100	13,786	21,952	0	7,148
Idaho	130,106	0	66,574	0	63,532	0
Indiana	19,479	10,348	17,653	0	1,826	10,348
Maryland	110,100	204,464	110,100	87,238	0	117,226
Massachusetts	29,453	5,512	29,453	5,512	0	0
Michigan	657,000	6,772,000	306,000	4,051,000	351,000	2,721,000
North Carolina	265,316	201,393	64,537	67,264	200,779	134,129
New Hampshire	2,305	0	1,065	0	1,240	0
New York	2,264,591	6,474,639	757,219	3,796,289	1,507,372	2,678,350
Ohio	9,618	12,255	9,618	10,785	0	1,469
Oregon	90,577	906,576	63,462	566,610	27,115	339,966
Pennsylvania	1,456,891	3,427,356	154,028	1,926,228	1,302,863	1,501,128
Virginia	272,557	886,667	122,104	128,231	150,453	758,435
Washington	20,263,300	73,330,033	15,943,055	55,041,706	4,320,245	18,288,327
West Virginia	9,740	103,788	9,740	60,264	0	43,524
Other States	0	22,400	0	21,600	(0)	800

Other States include Delaware, Maine, Utah, Wisconsin and any other suppressed (S) state data.

Table 3: U.S. Apple Holdings: Variety Summary (42-lb Bushels)

MARCH 2024	TOTAL		FRESH		PROCESSING	
	REGULAR	CONTROLLED ATMOSPHERE	REGULAR	CONTROLLED ATMOSPHERE	REGULAR	CONTROLLED ATMOSPHERE
Total Varieties	25,633,170	92,531,955	17,668,395	65,877,755	7,964,775	26,654,200
Ambrosia	888,782	1,406,624	720,782	1,122,588	168,000	284,036
Cortland	157,231	212,112	38,319	64,275	118,912	147,837
Cosmic Crisp ®	2,559,736	4,664,073	2,243,152	3,603,515	316,585	1,060,558
Empire	201,835	633,676	93,284	473,998	108,551	159,678
Envy ®	949,365	887,777	865,323	796,582	84,043	91,195
Fuji	2,437,319	7,979,338	1,960,991	6,253,187	476,328	1,726,151
Gala	1,414,383	13,917,999	1,077,269	11,565,270	337,114	2,352,730
Golden Delicious	1,921,795	6,180,647	767,874	2,698,221	1,153,921	3,482,426
Granny Smith	2,680,570	11,462,339	1,910,594	8,892,845	769,977	2,569,495
Honeycrisp	3,253,426	14,111,248	2,212,455	8,825,984	1,040,971	5,285,264
Idared	235,042	1,163,945	8,211	85,132	226,832	1,078,814
Jonathan	16,216	149,485	6,073	63,897	10,143	85,588
McIntosh	455,024	925,163	237,729	464,432	217,295	460,731
Mutsu/Crispin	107,022	251,211	10,386	32,839	96,637	218,372
Newtown Pippin	38,350	49,368	0	34,685	38,350	14,682
Pink Lady/Cripps Pink	3,271,563	3,829,790	2,733,111	2,968,084	538,452	861,706
Red Delicious	2,207,602	15,085,656	1,638,058	12,473,884	569,544	2,611,772
Rome	678,712	1,468,204	61,413	56,387	617,299	1,411,817
Rome Sport	20,841	11,591	12,985	11,591	7,856	0
Spartan	5,568	196,371	5,568	156,560	0	39,811
Stayman	60,684	19,197	6,710	952	53,974	18,245
York	177,871	911,597	922	36,626	176,950	874,972
Other Varieties	1,894,230	7,014,542	1,057,188	5,196,222	837,043	1,818,320

Table 4:
U.S. Apple Holdings:
State History
(42-lb Bushels)

MARCH 2024	TOTAL			FRESH			PROCESSING		
	2023/24	2022/23	5-YR AVERAGE	2023/24	2022/23	5-YR AVERAGE	2023/24	2022/23	5-YR AVERAGE
United States	118,165,125	88,447,844	94,652,819	83,546,150	62,010,938	66,862,273	34,618,975	26,436,906	27,790,546
California	183,774	114,079	154,574	93,074	51,576	77,204	90,700	62,503	77,370
Connecticut	42,886	23,825	23,364	35,738	20,568	20,969	7,148	3,257	2,395
Idaho	130,106	67,392	147,470	66,574	67,392	111,768	63,532	0	35,702
Indiana	29,828	22,686	25,636	17,653	13,426	15,608	12,175	9,260	10,028
Maryland	314,564	253,456	231,893	197,338	108,930	148,688	117,226	144,526	83,205
Massachusetts	34,966	29,360	35,796	34,966	28,520	35,503	0	840	293
Michigan	7,429,000	7,428,000	4,639,000	4,357,000	3,965,000	2,082,400	3,072,000	3,463,000	2,556,600
North Carolina	466,709	326,071	279,450	131,801	75,682	61,535	334,908	250,389	217,914
New Hampshire	2,305	1,875	4,591	1,065	1,735	4,479	1,240	140	112
New York	8,739,231	6,145,222	7,085,422	4,553,509	3,307,253	3,456,762	4,185,722	2,837,969	3,628,660
Ohio	21,873	16,821	31,183	20,403	15,703	27,548	1,469	1,118	3,635
Oregon	997,153	598,093	677,048	630,072	356,468	521,954	367,081	241,625	155,093
Pennsylvania	4,884,247	3,557,434	3,450,931	2,080,257	886,556	783,403	2,803,991	2,670,878	2,667,527
Virginia	1,159,224	1,146,973	1,375,341	250,335	204,156	214,149	908,889	942,817	1,161,192
Washington	93,593,333	68,459,969	76,276,757	70,984,762	52,804,030	59,216,427	22,608,571	15,655,939	17,060,330
West Virginia	113,527	200,414	183,016	70,003	53,243	57,660	43,524	147,171	125,356
Other States	22,400	56,174	31,347	21,600	50,698	26,214	800	5,476	5,133

Other States include Delaware, Maine, Utah, Wisconsin and any other suppressed (S) state data.

Table 5:
U.S. Apple Holdings:
Variety History
(42-lb Bushels)

MARCH 2024	TOTAL			FRESH			PROCESSING		
	2023/24	2022/23	5-YR AVERAGE	2023/24	2022/23	5-YR AVERAGE	2023/24	2022/23	5-YR AVERAGE
Total Varieties	118,165,125	88,447,844	94,652,819	83,546,150	62,010,938	66,862,273	34,618,975	26,436,906	27,790,546
Ambrosia	2,295,406	1,411,605	1,104,810	1,843,370	1,059,723	883,600	452,036	351,882	221,210
Cortland	369,343	282,109	308,859	102,594	114,029	126,630	268,749	168,080	182,229
Cosmic Crisp ®	7,223,810	5,428,219	1,958,904	5,846,667	4,203,457	1,556,237	1,377,143	1,224,762	402,667
Empire	835,511	891,490	840,699	567,282	564,363	594,814	268,229	327,127	245,885
Envy ®	1,837,143	0	0	1,661,905	0	0	175,238	0	0
Fuji	10,416,657	9,188,453	10,629,953	8,214,178	7,293,594	8,416,819	2,202,479	1,894,859	2,213,134
Gala	15,332,382	15,677,680	15,952,486	12,642,539	13,053,822	13,111,879	2,689,843	2,623,858	2,840,607
Golden Delicious	8,102,443	5,226,184	6,487,686	3,466,095	2,441,035	3,307,112	4,636,347	2,785,149	3,180,574
Granny Smith	14,142,909	8,464,719	10,718,064	10,803,438	6,718,151	8,224,444	3,339,471	1,746,568	2,493,620
Honeycrisp	17,364,674	9,762,877	10,458,310	11,038,439	5,536,120	6,297,349	6,326,235	4,226,757	4,160,961
Idared	1,398,988	1,221,477	1,558,080	93,342	84,531	78,967	1,305,646	1,136,946	1,479,113
Jonathan	165,701	151,963	168,803	69,970	50,129	58,341	95,731	101,834	110,462
McIntosh	1,380,187	1,242,804	1,253,794	702,161	604,482	785,636	678,026	638,322	468,158
Mutsu/Crispin	358,233	223,070	314,004	43,224	26,846	38,406	315,009	196,224	275,598
Newtown Pippin	87,717	67,053	72,179	34,685	28,570	29,051	53,032	38,483	43,128
Pink Lady/Cripps Pink	7,101,353	5,690,543	5,324,364	5,701,195	4,540,621	4,360,816	1,400,158	1,149,921	963,548
Red Delicious	17,293,258	12,670,552	17,500,157	14,111,942	10,233,040	14,291,439	3,181,316	2,437,513	3,208,718
Rome	2,146,916	1,869,846	2,405,109	117,801	140,488	152,078	2,029,115	1,729,358	2,253,031
Rome Sport	32,432	61,294	54,669	24,576	24,265	19,437	7,856	37,029	35,232
Spartan	201,939	130,521	106,578	162,127	127,896	100,107	39,811	2,625	6,472
Stayman	79,881	57,858	74,759	7,662	6,663	8,607	72,220	51,195	66,152
York	1,089,469	1,035,037	1,142,728	37,548	29,790	26,471	1,051,921	1,005,246	1,116,257
Other Varieties	8,908,772	7,527,401	5,969,662	6,253,410	5,012,870	4,199,145	2,655,362	2,514,531	1,770,517

Table 6: U.S. Apple Holdings: Total Detail (42-lb Bushels)

Other States include Delaware, Maine, Utah, Wisconsin and any other suppressed (S) state data.

MARCH 2024	STORAGE TYPE	US	CA	CT	ID	IN	MD	MA	MI	NC	NH	NY	OH	OR	PA	VA	WA	WV	OTHER STATES
Ambrosia	Total	2,295,406	0	0	0	0	0	0	0	0	0	40,816	0	0	32,685	0	2,221,905	0	0
	CA	1,406,624	0	0	0	0	0	0	0	0	0	40,796	0	0	32,685	0	1,333,143	0	0
Cortland	Total	369,343	0	2,311	0	0	25	3,418	0	0	290	349,063	194	0	1,487	10,119	0	2,435	0
	CA	212,112	0	485	0	0	0	0	0	0	0	197,513	73	0	1,487	10,119	0	2,435	0
Cosmic Crisp ®	Total	7,223,810	0	0	0	0	0	0	0	0	0	0	0	0	0	0	7,223,810	0	0
	CA	4,664,073	0	0	0	0	0	0	0	0	0	0	0	0	0	0	4,664,073	0	0
Empire	Total	835,511	10,287	8,249	0	0	0	351	153,000	8,827	0	638,956	267	0	8,983	2,938	0	3,652	0
	CA	633,676	10,287	6,779	0	0	0	0	149,000	8,827	0	453,496	219	0	2,131	2,938	0	0	0
Envy ®	Total	1,837,143	0	0	0	0	0	0	0	0	0	0	0	0	0	0	1,837,143	0	0
	CA	887,777	0	0	0	0	0	0	0	0	0	0	0	0	0	0	887,777	0	0
Fuji	Total	10,416,657	4,261	1,043	1,782	0	42,802	148	452,000	13,534	0	441,308	486	173,738	234,143	23,242	9,020,000	4,870	3,300
	CA	7,979,338	4,261	483	0	0	5,856	0	378,000	3,957	0	366,028	243	163,608	178,074	11,502	6,861,591	2,435	3,300
Gala	Total	15,332,382	0	408	4,820	12,175	1,700	917	1,629,000	22,949	60	896,483	2,344	126,131	224,591	20,427	12,373,333	3,044	14,000
	CA	13,917,999	0	0	0	10,348	1,700	0	1,580,000	16,436	0	785,085	886	122,976	168,924	14,855	11,199,746	3,044	14,000
Golden Delicious	Total	8,102,443	98,614	1,744	15,840	0	88,572	0	937,000	134,234	0	669,258	7,213	0	1,270,963	276,512	4,586,667	15,827	0
	CA	6,180,647	98,614	1,080	0	0	72,342	0	894,000	58,408	0	518,059	5,076	0	743,945	215,193	3,558,103	15,827	0
Granny Smith	Total	14,142,909	0	190	4,080	1,217	0	0	0	14,368	0	151,621	2,028	70,397	65,007	24,477	13,809,524	0	0
	CA	11,462,339	0	190	0	0	0	0	0	0	0	135,648	874	66,384	27,819	16,071	11,215,352	0	0
Honeycrisp	Total	17,364,674	0	0	0	0	18	3,781	727,000	0	0	248,218	668	360,806	5,795	1,055	16,013,333	0	4,000
	CA	14,111,248	0	0	0	0	0	1,217	637,000	0	0	187,848	0	354,144	5,795	0	12,921,244	0	4,000
Idared	Total	1,398,988	0	6,819	0	0	30,814	0	411,000	0	0	865,913	364	0	45,182	38,896	0	0	0
	CA	1,163,945	0	6,636	0	0	30,814	0	383,000	0	0	705,910	255	0	0	37,331	0	0	0
Jonathan	Total	165,701	0	0	0	0	0	3,044	132,000	0	0	21,267	0	0	9,317	73	0	0	0
	CA	149,485	0	0	0	0	0	3,044	120,000	0	0	21,267	0	0	5,174	0	0	0	0
McIntosh	Total	1,380,187	0	9,300	0	0	0	18,259	364,000	1,217	245	980,928	704	0	3,621	1,913	0	0	0
	CA	925,163	0	5,505	0	0	0	13	356,000	1,217	0	559,690	194	0	670	1,873	0	0	0
Mutsu/ Crispin	Total	358,233	0	389	0	0	0	0	0	0	120	303,463	194	0	51,087	2,980	0	0	0
	CA	251,211	0	389	0	0	0	0	0	0	0	248,046	109	0	0	2,666	0	0	0
Newtown Pippin	Total	87,717	70,612	0	0	0	0	0	0	12,175	0	0	0	0	974	3,957	0	0	0
	CA	49,368	32,262	0	0	0	0	0	0	12,175	0	0	0	0	974	3,957	0	0	0
Pink Lady/ Cripps Pink	Total	7,101,353	0	3,129	16,460	0	17,390	1,217	10,000	23,902	0	103,408	0	57,220	78,064	73,273	6,683,810	33,480	0
	CA	3,829,790	0	2,600	0	0	0	1,217	1,000	17,653	0	96,038	0	50,904	52,011	64,942	3,509,944	33,480	0
Red Delicious	Total	17,293,258	0	398	79,124	9,740	49,800	2,196	984,000	22,772	0	687,642	1,955	166,655	278,666	169,495	14,796,190	43,524	1,100
	CA	15,085,656	0	94	0	0	39,800	20	884,000	8,893	0	514,092	1,469	118,104	255,433	76,261	13,142,866	43,524	1,100
Rome	Total	2,146,916	0	0	0	5,479	10,960	0	498,000	176,769	0	775,993	0	0	490,450	189,266	0	0	0
	CA	1,468,204	0	0	0	0	10,960	0	400,000	51,935	0	510,585	0	0	334,515	160,208	0	0	0
Rome Sport	Total	32,432	0	0	0	0	0	0	0	12,245	0	9,288	0	0	7,856	0	0	3,044	0
	CA	11,591	0	0	0	0	0	0	0	0	0	8,548	0	0	0	0	0	3,044	0
Spartan	Total	201,939	0	0	0	0	0	0	0	9,131	0	176,456	0	0	14,852	1,500	0	0	0
	CA	196,371	0	0	0	0	0	0	0	9,131	0	175,888	0	0	9,852	1,500	0	0	0
Stayman	Total	79,881	0	183	0	1,217	0	0	0	0	0	4,820	0	0	53,790	16,828	0	3,044	0
	CA	19,197	0	0	0	0	0	0	0	0	0	3,603	0	0	487	15,108	0	0	0
York	Total	1,089,469	0	0	0	0	42,992	0	0	7,305	0	48,544	0	0	807,061	182,958	0	609	0
	CA	911,597	0	0	0	0	42,992	0	0	7,305	0	48,324	0	0	645,730	167,246	0	0	0
Others	Total	8,908,772	0	8,722	8,000	0	29,491	1,634	1,132,000	7,283	1,590	1,325,785	5,455	42,206	1,199,673	119,314	5,027,619	0	0
	CA	7,014,542	0	4,859	0	0	0	0	990,000	5,456	0	898,175	2,856	30,456	961,650	84,895	4,036,195	0	0
Total Varieties	Total	118,165,125	183,774	42,886	130,106	29,828	314,564	34,966	7,429,000	466,709	2,305	8,739,231	21,873	997,153	4,884,247	1,159,224	93,593,333	113,527	22,400
	CA	92,531,955	145,425	29,100	0	10,348	204,464	5,512	6,772,000	201,393	0	6,474,639	12,255	906,576	3,427,356	886,667	73,330,033	103,788	22,400

Table 7: U.S. Apple Holdings: Fresh Detail (42-lb Bushels)

Other States include Delaware, Maine, Utah, Wisconsin and any other suppressed (S) state data.

MARCH 2024	STORAGE TYPE	US	CA	CT	ID	IN	MD	MA	MI	NC	NH	NY	OH	OR	PA	VA	WA	WV	OTHER STATES
Ambrosia	Total	1,843,370	0	0	0	0	0	0	0	0	0	8,780	0	0	32,685	0	1,801,905	0	0
Ambrosia	CA	1,122,588	0	0	0	0	0	0	0	0	0	8,760	0	0	32,685	0	1,081,143	0	0
Cortland	Total	102,594	0	2,020	0	0	25	3,418	0	0	290	92,724	194	0	1,487	0	0	2,435	0
Cortland	CA	64,275	0	194	0	0	0	0	0	0	0	60,086	73	0	1,487	0	0	2,435	0
Cosmic Crisp ®	Total	5,846,667	0	0	0	0	0	0	0	0	0	0	0	0	0	0	5,846,667	0	0
Cosmic Crisp ®	CA	3,603,515	0	0	0	0	0	0	0	0	0	0	0	0	0	0	3,603,515	0	0
Empire	Total	567,282	3,591	8,249	0	0	0	351	20,000	6,696	0	519,210	267	0	3,357	1,908	0	3,652	0
Empire	CA	473,998	3,591	6,779	0	0	0	0	18,000	6,696	0	434,674	219	0	2,131	1,908	0	0	0
Envy ®	Total	1,661,905	0	0	0	0	0	0	0	0	0	0	0	0	0	0	1,661,905	0	0
Envy ®	CA	796,582	0	0	0	0	0	0	0	0	0	0	0	0	0	0	796,582	0	0
Fuji	Total	8,214,178	0	1,043	1,458	0	36,946	148	405,000	11,495	0	387,232	486	109,162	196,582	15,151	7,041,905	4,870	2,700
Fuji	CA	6,253,187	0	483	0	0	0	0	336,000	3,044	0	333,184	243	102,255	177,645	8,536	5,286,663	2,435	2,700
Gala	Total	12,642,539	0	408	0	0	1,700	917	1,547,000	20,650	60	834,184	2,344	77,675	186,873	16,728	9,940,000	0	14,000
Gala	CA	11,565,270	0	0	0	0	1,700	0	1,510,000	15,218	0	758,001	886	76,860	162,898	11,201	9,014,506	0	14,000
Golden Delicious	Total	3,466,095	68,786	1,744	8,000	0	62,985	0	242,000	5,143	0	83,227	7,213	0	313,334	39,741	2,618,095	15,827	0
Golden Delicious	CA	2,698,221	68,786	1,080	0	0	46,755	0	228,000	1,217	0	70,486	5,076	0	258,547	16,581	1,985,866	15,827	0
Granny Smith	Total	10,803,438	0	187	4,080	1,217	0	0	0	13,611	0	85,554	2,028	43,286	21,209	17,980	10,614,286	0	0
Granny Smith	CA	8,892,845	0	187	0	0	0	0	0	0	0	84,734	874	41,490	21,047	10,284	8,734,228	0	0
Honeycrisp	Total	11,038,439	0	0	0	0	18	3,781	663,000	0	0	184,594	668	226,005	5,795	1,055	9,949,524	0	4,000
Honeycrisp	CA	8,825,984	0	0	0	0	0	1,217	613,000	0	0	166,511	0	221,340	5,795	0	7,814,121	0	4,000
Idared	Total	93,342	0	183	0	0	0	0	42,000	0	0	50,746	364	0	0	50	0	0	0
Idared	CA	85,132	0	0	0	0	0	0	40,000	0	0	44,877	255	0	0	0	0	0	0
Jonathan	Total	69,970	0	0	0	0	0	3,044	45,000	0	0	16,679	0	0	5,174	73	0	0	0
Jonathan	CA	63,897	0	0	0	0	0	3,044	39,000	0	0	16,679	0	0	5,174	0	0	0	0
McIntosh	Total	702,161	0	9,171	0	0	0	18,259	166,000	913	245	503,348	704	0	3,481	40	0	0	0
McIntosh	CA	464,432	0	5,376	0	0	0	13	159,000	913	0	298,266	194	0	670	0	0	0	0
Mutsu/ Crispin	Total	43,224	0	389	0	0	0	0	0	0	120	40,368	194	0	1,840	313	0	0	0
Mutsu/ Crispin	CA	32,839	0	389	0	0	0	0	0	0	0	32,340	109	0	0	0	0	0	0
Newtown Pippin	Total	34,685	20,697	0	0	0	0	0	0	9,740	0	0	0	0	974	3,275	0	0	0
Newtown Pippin	CA	34,685	20,697	0	0	0	0	0	0	9,740	0	0	0	0	974	3,275	0	0	0
Pink Lady/ Cripps Pink	Total	5,701,195	0	3,129	16,460	0	17,390	1,217	5,000	18,423	0	100,779	0	35,259	59,671	60,057	5,383,810	0	0
Pink Lady/ Cripps Pink	CA	2,968,084	0	2,600	0	0	0	1,217	1,000	12,175	0	93,408	0	31,815	52,011	55,792	2,718,066	0	0
Red Delicious	Total	14,111,942	0	398	36,576	9,740	48,783	2,196	780,000	17,668	0	514,288	486	110,259	265,509	85,759	12,202,857	36,524	900
Red Delicious	CA	12,473,884	0	94	0	0	38,783	20	736,000	4,870	0	427,431	0	73,815	242,476	18,996	10,893,975	36,524	900
Rome	Total	117,801	0	0	0	5,479	0	0	5,000	0	0	105,132	0	0	1,426	765	0	0	0
Rome	CA	56,387	0	0	0	0	0	0	5,000	0	0	50,779	0	0	609	0	0	0	0
Rome Sport	Total	24,576	0	0	0	0	0	0	0	12,245	0	9,288	0	0	0	0	0	3,044	0
Rome Sport	CA	11,591	0	0	0	0	0	0	0	0	0	8,548	0	0	0	0	0	3,044	0
Spartan	Total	162,127	0	0	0	0	0	0	0	6,087	0	140,096	0	0	14,852	1,092	0	0	0
Spartan	CA	156,560	0	0	0	0	0	0	0	6,087	0	139,528	0	0	9,852	1,092	0	0	0
Stayman	Total	7,662	0	183	0	1,217	0	0	0	0	0	1,217	0	0	887	1,113	0	3,044	0
Stayman	CA	952	0	0	0	0	0	0	0	0	0	0	0	0	487	465	0	0	0
York	Total	37,548	0	0	0	0	0	0	0	7,305	0	27,004	0	0	2,435	195	0	609	0
York	CA	36,626	0	0	0	0	0	0	0	7,305	0	26,784	0	0	2,435	102	0	0	0
Others	Total	6,253,410	0	8,633	0	0	29,491	1,634	437,000	1,826	350	849,060	5,455	28,426	962,686	5,040	3,923,810	0	0
Others	CA	5,196,222	0	4,770	0	0	0	0	366,000	0	0	741,213	2,856	19,035	949,306	0	3,113,043	0	0
Total Varieties	Total	83,546,150	93,074	35,738	66,574	17,653	197,338	34,966	4,357,000	131,801	1,065	4,553,509	20,403	630,072	2,080,257	250,335	70,984,762	70,003	21,600
Total Varieties	CA	65,877,755	93,074	21,952	0	0	87,238	5,512	4,051,000	67,264	0	3,796,289	10,785	566,610	1,926,228	128,231	55,041,706	60,264	21,600

Table 8: U.S. Apple Holdings: Processing Detail (42-lb Bushels)

Other States include Delaware, Maine, Utah, Wisconsin and any other suppressed (S) state data.

MARCH 2024	STORAGE TYPE	US	CA	CT	ID	IN	MD	MA	MI	NC	NH	NY	OH	OR	PA	VA	WA	WV	OTHER STATES
Ambrosia	Total	452,036	0	0	0	0	0	0	0	0	0	32,036	0	0	0	0	420,000	0	0
	CA	284,036	0	0	0	0	0	0	0	0	0	32,036	0	0	0	0	252,000	0	0
Cortland	Total	266,749	0	291	0	0	0	0	0	0	0	256,339	0	0	0	10,119	0	0	0
	CA	147,837	0	291	0	0	0	0	0	0	0	137,427	0	0	0	10,119	0	0	0
Cosmic Crisp ®	Total	1,377,143	0	0	0	0	0	0	0	0	0	0	0	0	0	0	1,377,143	0	0
	CA	1,060,558	0	0	0	0	0	0	0	0	0	0	0	0	0	0	1,060,558	0	0
Empire	Total	268,229	6,696	0	0	0	0	0	133,000	2,131	0	119,747	0	0	5,626	1,030	0	0	0
	CA	159,678	6,696	0	0	0	0	0	131,000	2,131	0	18,821	0	0	0	1,030	0	0	0
Envy ®	Total	175,238	0	0	0	0	0	0	0	0	0	0	0	0	0	0	175,238	0	0
	CA	91,195	0	0	0	0	0	0	0	0	0	0	0	0	0	0	91,195	0	0
Fuji	Total	2,202,479	4,261	0	324	0	5,856	0	47,000	2,039	0	54,076	0	64,576	37,561	8,092	1,978,095	0	600
	CA	1,726,151	4,261	0	0	0	5,856	0	42,000	913	0	32,844	0	61,353	429	2,967	1,574,928	0	600
Gala	Total	2,689,843	0	0	4,820	12,175	0	0	82,000	2,299	0	62,299	0	48,456	37,718	3,699	2,433,333	3,044	0
	CA	2,352,730	0	0	0	10,348	0	0	70,000	1,217	0	27,084	0	46,116	6,026	3,654	2,185,240	3,044	0
Golden Delicious	Total	4,636,347	29,828	0	7,840	0	25,587	0	695,000	129,091	0	586,031	0	0	957,629	236,771	1,968,571	0	0
	CA	3,482,426	29,828	0	0	0	25,587	0	666,000	57,191	0	447,574	0	0	485,398	198,612	1,572,237	0	0
Granny Smith	Total	3,339,471	0	3	0	0	0	0	0	757	0	66,067	0	27,111	43,798	6,497	3,195,238	0	0
	CA	2,569,495	0	3	0	0	0	0	0	0	0	50,914	0	24,894	6,772	5,787	2,481,124	0	0
Honeycrisp	Total	6,326,235	0	0	0	0	0	0	64,000	0	0	63,624	0	134,801	0	0	6,063,810	0	0
	CA	5,285,264	0	0	0	0	0	0	24,000	0	0	21,337	0	132,804	0	0	5,107,123	0	0
Idared	Total	1,305,646	0	6,636	0	0	30,814	0	369,000	0	0	815,167	0	0	45,182	38,847	0	0	0
	CA	1,078,814	0	6,636	0	0	30,814	0	343,000	0	0	661,033	0	0	0	37,331	0	0	0
Jonathan	Total	95,731	0	0	0	0	0	0	87,000	0	0	4,588	0	0	4,143	0	0	0	0
	CA	85,588	0	0	0	0	0	0	81,000	0	0	4,588	0	0	0	0	0	0	0
McIntosh	Total	678,026	0	129	0	0	0	0	198,000	304	0	477,580	0	0	140	1,873	0	0	0
	CA	460,731	0	129	0	0	0	0	197,000	304	0	261,424	0	0	0	1,873	0	0	0
Mutsu/ Crispin	Total	315,009	0	0	0	0	0	0	0	0	0	263,096	0	0	49,247	2,666	0	0	0
	CA	218,372	0	0	0	0	0	0	0	0	0	215,706	0	0	0	2,666	0	0	0
Newtown Pippin	Total	53,032	49,915	0	0	0	0	0	0	2,435	0	0	0	0	0	682	0	0	0
	CA	14,682	11,566	0	0	0	0	0	0	2,435	0	0	0	0	0	682	0	0	0
Pink Lady/ Cripps Pink	Total	1,400,158	0	0	0	0	0	0	5,000	5,479	0	2,630	0	21,961	18,393	13,216	1,300,000	33,480	0
	CA	861,706	0	0	0	0	0	0	0	5,479	0	2,630	0	19,089	0	9,151	791,878	33,480	0
Red Delicious	Total	3,181,316	0	0	42,548	0	1,017	0	204,000	5,105	0	173,354	1,469	56,396	13,157	83,737	2,593,333	7,000	200
	CA	2,611,772	0	0	0	0	1,017	0	148,000	4,023	0	86,661	1,469	44,289	12,957	57,265	2,248,891	7,000	200
Rome	Total	2,029,115	0	0	0	0	10,960	0	493,000	176,769	0	670,861	0	0	489,024	188,501	0	0	0
	CA	1,411,817	0	0	0	0	10,960	0	395,000	51,935	0	459,807	0	0	333,906	160,208	0	0	0
Rome Sport	Total	7,856	0	0	0	0	0	0	0	0	0	0	0	0	7,856	0	0	0	0
	CA	0	0	0	0	0	0	0	0	0	0	0	0	0	0	0	0	0	0
Spartan	Total	39,811	0	0	0	0	0	0	0	3,044	0	36,360	0	0	0	408	0	0	0
	CA	39,811	0	0	0	0	0	0	0	3,044	0	36,360	0	0	0	408	0	0	0
Stayman	Total	72,220	0	0	0	0	0	0	0	0	0	3,603	0	0	52,903	15,714	0	0	0
	CA	18,245	0	0	0	0	0	0	0	0	0	3,603	0	0	0	14,643	0	0	0
York	Total	1,051,921	0	0	0	0	42,992	0	0	0	0	21,541	0	0	804,626	182,763	0	0	0
	CA	874,972	0	0	0	0	42,992	0	0	0	0	21,541	0	0	643,295	167,144	0	0	0
Others	Total	2,655,362	0	89	8,000	0	0	0	695,000	5,456	1,240	476,726	0	13,780	236,987	114,274	1,103,810	0	0
	CA	1,818,320	0	89	0	0	0	0	624,000	5,456	0	156,962	0	11,421	12,344	84,895	923,152	0	0
Total Varieties	Total	34,618,975	90,700	7,148	63,532	12,175	117,226	0	3,072,000	334,908	1,240	4,185,722	1,469	367,081	2,803,991	908,889	22,608,571	43,524	800
	CA	26,654,200	52,350	7,148	0	10,348	117,226	0	2,721,000	134,129	0	2,678,350	1,469	339,966	1,501,128	758,435	18,288,327	43,524	800

Table 9: U.S. Apple Movement: State Summary (42-lb Bushels)

FEBRUARY 2024	TOTAL		FRESH		PROCESSING	
	REGULAR	CONTROLLED ATMOSPHERE	REGULAR	CONTROLLED ATMOSPHERE	REGULAR	CONTROLLED ATMOSPHERE
United States	(4,708,081)	(13,918,710)	(3,214,799)	(10,706,825)	(1,493,281)	(3,211,885)
California	(5,974)	(22,652)	0	(14,498)	(5,974)	(8,154)
Connecticut	(4,840)	(8,050)	(4,538)	(7,722)	(302)	(328)
Idaho	(42,529)	(170,668)	(59,759)	(127,888)	17,230	(42,780)
Indiana	(3,034)	(1,612)	(2,750)	0	(284)	(1,612)
Maryland	(49,280)	(44,826)	(18,308)	(12,080)	(30,972)	(32,746)
Massachusetts	(4,588)	(859)	(4,588)	(859)	0	0
Michigan	(455,000)	(711,000)	(160,000)	(691,000)	(295,000)	(20,000)
North Carolina	(41,328)	(31,370)	(10,053)	(10,478)	(31,275)	(20,893)
New Hampshire	(603)	(213)	(120)	(213)	(484)	0
New York	(422,421)	(973,645)	(175,651)	(720,206)	(246,769)	(253,439)
Ohio	(1,498)	(1,909)	(1,498)	(1,680)	0	(229)
Oregon	(16,281)	129,030	1,207	36,465	(17,488)	92,565
Pennsylvania	(346,243)	540,340	18,888	663,909	(365,131)	(123,569)
Virginia	(4,787)	(207,329)	(22,856)	(40,644)	18,070	(166,685)
Washington	(3,295,415)	(12,377,918)	(2,760,690)	(9,752,644)	(534,725)	(2,625,275)
West Virginia	(1,517)	(16,167)	(1,517)	(9,387)	0	(6,780)
Other States	(12,742)	(19,861)	(12,566)	(17,901)	(176)	(1,960)

Other States include Delaware, Maine, Utah, Wisconsin and any other suppressed (S) state data.

Table 10: U.S. Apple Movement: Variety Summary (42-lb Bushels)

FEBRUARY 2024	TOTAL		FRESH		PROCESSING	
	REGULAR	CONTROLLED ATMOSPHERE	REGULAR	CONTROLLED ATMOSPHERE	REGULAR	CONTROLLED ATMOSPHERE
Total Varieties	(4,708,081)	(13,918,710)	(3,214,799)	(10,706,825)	(1,493,281)	(3,211,885)
Ambrosia	(102,696)	(170,063)	(114,125)	(182,216)	11,429	12,153
Cortland	(31,340)	(30,094)	(12,570)	(15,964)	(18,770)	(14,130)
Cosmic Crisp ®	(281,279)	(547,293)	(226,544)	(363,932)	(54,735)	(183,361)
Empire	(75,311)	(133,911)	(13,707)	(104,461)	(61,604)	(29,450)
Envy ®	(321,845)	(301,012)	(293,069)	(269,788)	(28,776)	(31,224)
Fuji	(656,605)	(1,624,196)	(562,584)	(1,366,633)	(94,021)	(257,563)
Gala	(306,843)	(2,837,385)	(209,409)	(2,253,213)	(97,433)	(584,172)
Golden Delicious	(280,791)	(334,754)	(157,751)	(613,632)	(123,041)	278,877
Granny Smith	(365,281)	(1,564,699)	(327,602)	(1,461,788)	(37,679)	(102,910)
Honeycrisp	(557,398)	(2,377,605)	(423,991)	(1,618,073)	(133,407)	(759,532)
Idared	(108,949)	(59,162)	(3,327)	10,612	(105,622)	(69,774)
Jonathan	(3,011)	(18,006)	3,989	(48,878)	(7,000)	30,872
McIntosh	(95,833)	(189,886)	(43,879)	(151,383)	(51,954)	(38,503)
Mutsu/Crispin	(6,210)	(22,745)	622	(2,549)	(6,832)	(20,196)
Newtown Pippin	(5,974)	(7,690)	0	(5,403)	(5,974)	(2,287)
Pink Lady/Cripps Pink	(480,057)	(544,048)	(383,410)	(409,338)	(96,647)	(134,710)
Red Delicious	(248,939)	(2,814,544)	(206,038)	(2,097,137)	(42,901)	(717,407)
Rome	(94,674)	(179,148)	24,197	(32,065)	(118,871)	(147,083)
Rome Sport	(5,224)	(559)	(5,024)	(559)	(200)	0
Spartan	2,235	76,148	2,435	40,326	(200)	35,822
Stayman	1,122	(2,990)	(1,328)	(148)	2,450	(2,842)
York	(154,779)	(112,044)	111	(5,705)	(154,889)	(106,339)
Other Varieties	(528,398)	(123,026)	(261,793)	245,101	(266,604)	(368,127)

Table 11:
U.S. Apple Movement:
State History
 (42-lb Bushels)

FEBRUARY 2024	TOTAL			FRESH			PROCESSING		
	2023/24	2022/23	5-YR AVERAGE	2023/24	2022/23	5-YR AVERAGE	2023/24	2022/23	5-YR AVERAGE
United States	(18,626,791)	(14,622,854)	(16,770,270)	(13,921,625)	(9,908,947)	(11,904,233)	(4,705,166)	(4,713,907)	(4,866,037)
California	(28,626)	(18,800)	(39,156)	(14,498)	(8,500)	(21,805)	(14,128)	(10,300)	(17,350)
Connecticut	(12,890)	(5,898)	(7,328)	(12,260)	(5,869)	(7,304)	(630)	(29)	(24)
Idaho	(213,198)	(69,840)	(74,637)	(187,647)	(69,840)	(78,739)	(25,550)	0	4,102
Indiana	(4,646)	(3,739)	(5,362)	(2,750)	(2,213)	(3,083)	(1,896)	(1,526)	(2,279)
Maryland	(94,106)	(24,699)	(3,184)	(30,388)	(20,979)	1,684	(63,718)	(3,720)	(4,867)
Massachusetts	(5,447)	(5,595)	(13,328)	(5,447)	(5,435)	(13,195)	0	(160)	(133)
Michigan	(1,166,000)	(991,000)	(1,324,000)	(851,000)	(767,000)	(806,400)	(315,000)	(224,000)	(517,600)
North Carolina	(72,698)	(53,735)	(62,058)	(20,530)	(12,472)	(11,651)	(52,168)	(41,263)	(50,407)
New Hampshire	(817)	(521)	(5,857)	(333)	(524)	(5,662)	(484)	4	(195)
New York	(1,396,066)	(1,090,170)	(1,279,046)	(895,857)	(733,123)	(830,086)	(500,209)	(357,047)	(448,960)
Ohio	(3,407)	(2,772)	(16,079)	(3,178)	(2,588)	(13,797)	(229)	(184)	(2,282)
Oregon	112,749	(181,515)	(159,086)	37,672	(172,600)	(120,478)	75,077	(8,915)	(38,608)
Pennsylvania	194,097	(790,153)	(608,347)	682,797	(241,357)	(259,311)	(488,700)	(548,796)	(349,036)
Virginia	(212,116)	(197,773)	(296,506)	(63,501)	(42,380)	(56,959)	(148,615)	(155,393)	(239,547)
Washington	(15,673,333)	(11,069,759)	(12,782,953)	(12,513,333)	(7,763,543)	(9,639,995)	(3,160,000)	(3,306,215)	(3,142,957)
West Virginia	(17,684)	(56,150)	(60,289)	(10,904)	(8,774)	(11,033)	(6,780)	(47,375)	(49,256)
Other States	(32,603)	(60,736)	(33,056)	(30,467)	(51,749)	(26,418)	(2,136)	(8,987)	(6,637)

Other States include Delaware, Maine, Utah, Wisconsin and any other suppressed (S) state data.

Table 12:
U.S. Apple Movement:
Variety History
 (42-lb Bushels)

FEBRUARY 2024	TOTAL			FRESH			PROCESSING		
	2023/24	2022/23	5-YR AVERAGE	2023/24	2022/23	5-YR AVERAGE	2023/24	2022/23	5-YR AVERAGE
Total Varieties	(18,626,791)	(14,622,854)	(16,770,270)	(13,921,625)	(9,908,947)	(11,904,233)	(4,705,166)	(4,713,907)	(4,866,037)
Ambrosia	(272,760)	(183,579)	(151,793)	(296,341)	(158,444)	(134,635)	23,581	(25,135)	(17,158)
Cortland	(61,434)	(59,360)	(61,991)	(28,534)	(29,402)	(40,431)	(29,900)	(29,958)	(21,560)
Cosmic Crisp ®	(828,571)	(667,172)	(254,563)	(590,476)	(491,934)	(181,039)	(238,095)	(175,238)	(73,524)
Empire	(209,222)	(243,018)	(223,232)	(118,168)	(189,329)	(173,482)	(91,054)	(53,689)	(49,749)
Envy ®	(622,857)	0	0	(562,857)	0	0	(60,000)	0	0
Fuji	(2,280,800)	(1,658,046)	(2,031,455)	(1,929,217)	(1,342,029)	(1,646,725)	(351,584)	(316,017)	(384,729)
Gala	(3,144,228)	(2,688,179)	(3,119,431)	(2,462,623)	(2,093,373)	(2,556,827)	(681,605)	(594,806)	(562,604)
Golden Delicious	(615,545)	(690,400)	(1,006,168)	(771,382)	(479,845)	(563,469)	155,837	(210,555)	(442,699)
Granny Smith	(1,929,980)	(1,505,166)	(1,669,523)	(1,789,390)	(955,543)	(1,170,716)	(140,590)	(549,623)	(498,807)
Honeycrisp	(2,935,003)	(2,076,024)	(2,325,491)	(2,042,064)	(1,055,058)	(1,349,321)	(892,940)	(1,020,966)	(976,170)
Idared	(168,111)	(182,684)	(202,216)	7,285	(25,738)	(26,522)	(175,396)	(156,946)	(175,695)
Jonathan	(21,017)	(25,727)	(20,407)	(44,890)	(11,152)	(13,429)	23,872	(14,575)	(6,977)
McIntosh	(285,718)	(225,111)	(310,429)	(195,261)	(157,720)	(226,681)	(90,457)	(67,392)	(83,748)
Mutsu/Crispin	(28,954)	(42,630)	(28,109)	(1,926)	(17,685)	(10,114)	(27,028)	(24,945)	(17,995)
Newtown Pippin	(13,664)	(11,870)	(15,365)	(5,403)	(5,528)	(3,714)	(8,261)	(6,342)	(11,651)
Pink Lady/Cripps Pink	(1,024,105)	(631,212)	(736,519)	(792,748)	(489,336)	(602,909)	(231,357)	(141,876)	(133,610)
Red Delicious	(3,063,483)	(1,451,007)	(2,380,571)	(2,303,175)	(1,163,502)	(2,060,725)	(760,308)	(287,505)	(319,846)
Rome	(273,822)	(310,710)	(276,916)	(7,868)	(43,702)	(29,247)	(265,954)	(267,009)	(247,669)
Rome Sport	(5,784)	(2,133)	(10,501)	(5,584)	(7,783)	(6,076)	(200)	5,650	(4,425)
Spartan	78,383	(2,247)	(3,620)	42,761	(1,815)	(2,682)	35,622	(433)	(938)
Stayman	(1,868)	(37,656)	(28,226)	(1,476)	(4,943)	(3,568)	(392)	(32,713)	(24,658)
York	(266,823)	(334,538)	(262,738)	(5,594)	(3,279)	(4,768)	(261,228)	(331,259)	(257,969)
Other Varieties	(651,423)	(1,578,463)	(1,596,960)	(16,693)	(1,153,954)	(1,049,621)	(634,731)	(424,509)	(547,339)

Table 13: U.S. Apple Performance: Variety Detail

MARCH 2024/ FEBRUARY 2024	FRESH						PROCESSING					
	REMAINING HOLDINGS			MOVEMENT RATE			REMAINING HOLDINGS			MOVEMENT RATE		
	2023/24	2022/23	5-YR AVERAGE	2023/24	2022/23	5-YR AVERAGE	2023/24	2022/23	5-YR AVERAGE	2023/24	2022/23	5-YR AVERAGE
Total Varieties	60%	60%	58%	14%	14%	15%	68%	64%	64%	12%	15%	15%
Ambrosia	63%	63%	60%	14%	13%	13%	88%	97%	66%	-6%	7%	7%
Cortland	39%	46%	42%	22%	20%	24%	66%	61%	48%	11%	15%	11%
Cosmic Crisp ®	79%	80%	73%	9%	10%	10%	67%	83%	69%	15%	13%	15%
Empire	59%	45%	46%	17%	25%	23%	45%	50%	45%	25%	14%	17%
Envy ®	41%	N/A	N/A	25%	N/A	N/A	136%	N/A	N/A	26%	N/A	N/A
Fuji	55%	57%	57%	19%	16%	16%	62%	65%	60%	14%	14%	15%
Gala	52%	60%	55%	16%	14%	16%	53%	60%	56%	20%	18%	17%
Golden Delicious	53%	56%	59%	18%	16%	15%	78%	62%	65%	-3%	7%	12%
Granny Smith	59%	61%	61%	14%	12%	12%	79%	59%	66%	4%	24%	17%
Honeycrisp	55%	51%	49%	16%	16%	18%	62%	54%	57%	12%	19%	19%
Idared	96%	37%	50%	-8%	23%	25%	66%	74%	86%	12%	12%	11%
Jonathan	66%	48%	40%	39%	18%	19%	50%	45%	54%	-33%	13%	6%
McIntosh	58%	53%	50%	22%	21%	22%	69%	69%	61%	12%	10%	15%
Mutsu/Crispin	74%	43%	56%	4%	40%	21%	76%	68%	85%	8%	11%	6%
Newtown Pippin	62%	66%	49%	13%	16%	11%	62%	58%	50%	13%	14%	21%
Pink Lady/Cripps Pink	72%	84%	73%	12%	10%	12%	84%	79%	78%	14%	11%	12%
Red Delicious	63%	66%	65%	14%	10%	13%	82%	83%	72%	19%	11%	9%
Rome	64%	71%	49%	6%	24%	16%	78%	81%	87%	12%	13%	10%
Rome Sport	73%	70%	51%	19%	24%	24%	74%	129%	62%	2%	-18%	11%
Spartan	126%	85%	79%	-36%	1%	3%	711%	61%	108%	-850%	14%	13%
Stayman	35%	36%	35%	16%	43%	29%	80%	61%	54%	1%	39%	27%
York	62%	64%	50%	13%	10%	15%	80%	77%	70%	20%	25%	19%
Other Varieties	75%	46%	48%	0%	19%	20%	57%	53%	47%	19%	14%	24%

Note: Remaining Holdings is a cumulative metric for the current month while Movement Rate is a monthly snapshot for the previous month. The first will tell users if they are ahead or behind total disposition compared to the same time last year/five-year average. The second will tell users if last month's disposition was faster or slower than the disposition in the same month the previous year/five-year average.

Figure 1: U.S. Fresh Apple Exports

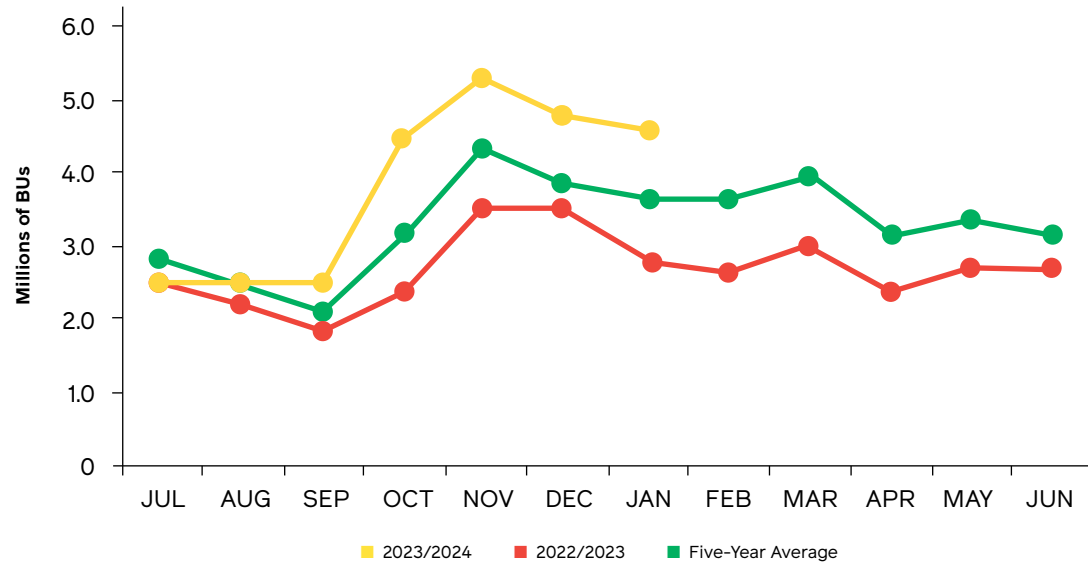


Figure 2: U.S. Fresh Apple Imports

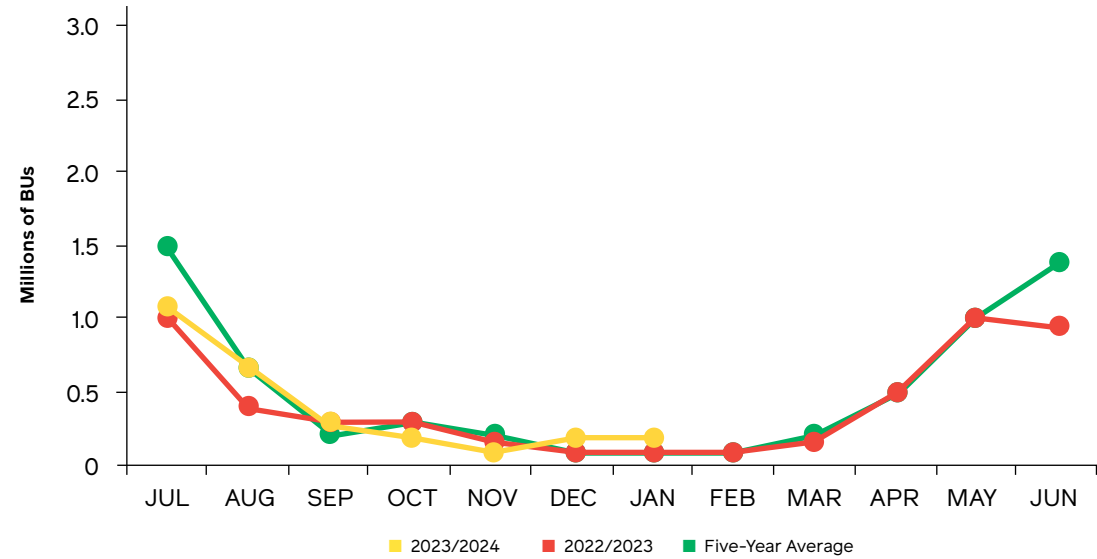


Figure 3: U.S. Fresh Apple Net Trade: Crop YTD

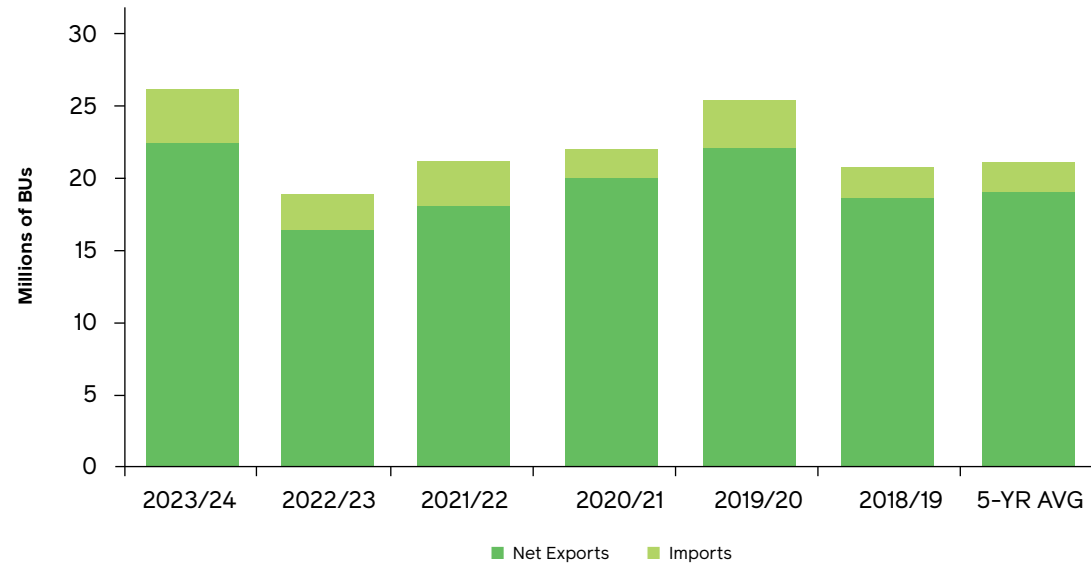
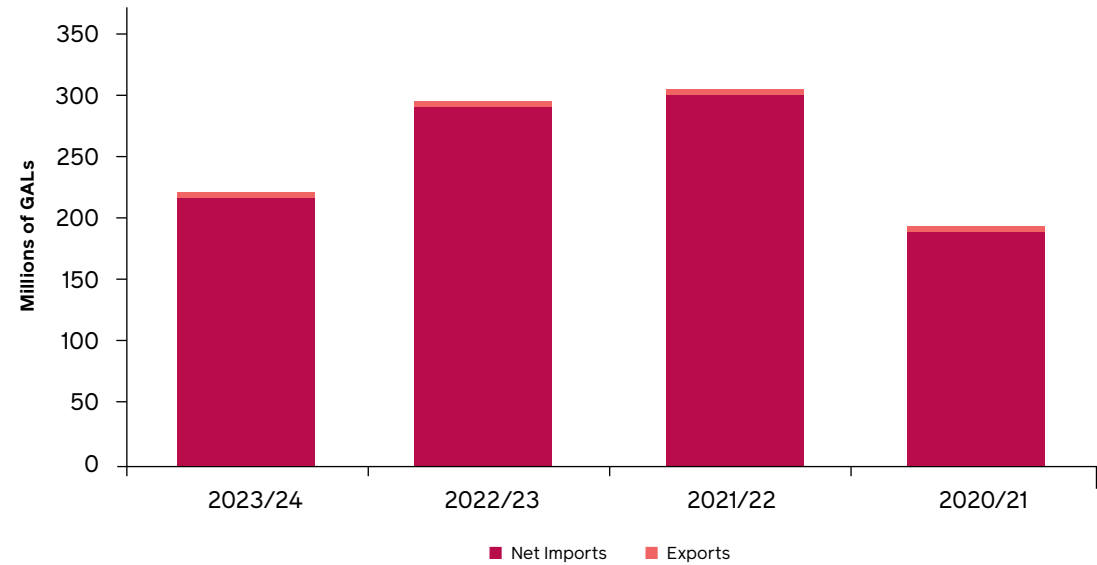


Figure 4: U.S. Apple Juice Concentrate Net Trade: Crop YTD



Sources: USDA, Foreign Agricultural Service, USApple
 Notes: Five-year average does not include current crop year (July-June). Trade data lags by two months.

Table 14: European Apple Holdings: Country Summary

FEBRUARY 2024	2023/24	2022/23	5-YR AVERAGE	MOVEMENT (PRIOR MO.)
Total Europe	167,680,155	176,427,912	181,029,864	(57,595,278)
Austria	3,946,577	5,258,695	4,541,256	(921,576)
Belgium	4,079,649	3,680,613	5,008,015	(2,735,246)
Czech Republic	1,575,411	2,071,031	1,913,967	(753,298)
Denmark	231,590	331,585	340,341	(234,005)
France	26,996,569	24,173,921	25,691,529	(10,577,189)
Germany	11,170,337	14,811,792	13,767,558	(5,299,749)
Italy	53,676,166	50,493,987	53,755,864	(18,767,948)
Poland	47,871,749	55,745,391	53,792,728	(16,429,668)
Spain	8,433,669	6,900,461	9,128,179	(2,441,244)
Switzerland	2,193,177	2,409,912	2,588,959	(796,130)
The Netherlands	4,432,389	5,819,934	6,242,111	(1,712,097)
United Kingdom	3,072,873	4,730,590	4,259,357	3,072,873

Source: The World Apple and Pear Association
 Note: Data reported in 42-pound bushels. The difference between the 2021/22 country and variety totals are holdings in Slovakia.

Table 15: European Apple Holdings: Variety Summary

FEBRUARY 2024	2023/24	2022/23	5-YR AVERAGE	MOVEMENT (PRIOR MO.)
Total Varieties	167,680,155	176,427,912	181,029,864	(57,595,278)
Annurca	236,209	262,455	262,455	(813,610)
Boskoop	391,687	686,904	637,167	(634,124)
Braeburn	4,663,450	5,535,433	6,029,363	N/A
Bramley	160,885	374,943	996,635	N/A
Cameo	96,688	238,571	179,614	N/A
Cortland	-	-	-	-
Cox Orange	-	110,651	124,771	N/A
Cripps Pink	10,546,839	9,062,038	7,746,526	(3,270,090)
Elstar	3,826,800	6,119,019	5,216,422	(2,229,433)
Fuji	5,403,179	5,734,679	6,648,948	(2,615,078)
Gala	15,325,150	16,643,076	17,398,838	(8,182,539)
Gloster	894,026	1,061,997	2,866,604	(421,135)
Golden Delicious	48,401,627	38,526,216	45,296,588	(9,870,410)
Granny Smith	5,817,937	7,546,082	7,285,469	(2,776,194)
Holsteiner Cox	6,246	46,507	35,200	(39,526)
Idared	7,188,743	10,117,498	11,470,751	(2,726,984)
Jonagold	7,252,688	8,208,932	9,598,323	(3,012,269)
Jonagored	1,323,402	1,615,462	2,741,865	(513,766)
Jonathan	-	-	-	-
Lobo	-	-	-	-
Morgendurf/imperat	392,534	525,434	661,101	(368,944)
Pinova	4,373,845	4,455,361	3,476,072	(1,200,051)
Red Delicious	6,125,482	9,326,562	8,344,467	(3,193,874)
Red Jonaprince	10,177,201	14,173,780	9,239,495	(2,594,108)
Reinette	1,075,708	1,683,647	1,506,832	(880,967)
Shampion	3,703,552	4,498,580	5,669,884	(1,611,787)
Stayman	-	-	29,647	-
Spartan	-	-	7,002	-
Other Varieties	30,296,276	29,874,086	27,559,825	(10,053,981)

Source: The World Apple and Pear Association
 Note: Data reported in 42-pound bushels.

Table 16: U.S. Apple Holdings: Other Varieties Detail

MARCH 2024	TOTAL	
	2023/24	2022/23
Total Other Varieties	8,908,772	7,527,401
Autumn Glory ®	N/A	N/A
EverCrisp ®	N/A	N/A
Jazz ®	N/A	N/A
Juici ®	416,709	N/A
Kanzi ®	182,231	N/A
Karma ®	39,741	N/A
KIKU ®	85,450	N/A
Koru ®	N/A	N/A
Lucy ®	N/A	N/A
Ludacrisp ®	N/A	N/A
Opal ®	N/A	N/A
Piñata ®	N/A	N/A
Rave ®	N/A	N/A
Rockit ®	N/A	N/A
RubyFrost ®	N/A	N/A
SnapDragon ®	N/A	N/A
SugarBee ®	N/A	N/A
SweeTango ®	N/A	N/A
Sweetie ®	N/A	N/A
WildTwist ® (R10-45)	N/A	N/A
Others Not Specified	N/A	N/A

Source: Managed brands via USApple.
Notes: Data reported in 42-pound bushels.

The varieties selected are only a few of the many managed brands available in the marketplace - data for additional varieties will be published as provided.

Prior to the 2023/24 season, Envy ® was included among the Other Varieties - it is now being reported separately in **Table 5**.



DISCLAIMER

While efforts have been made to ensure the accuracy and reliability of the information contained in this report, all information in this report is provided by the U.S. Apple Association (USApple) "as-is" with no guarantee of completeness, accuracy or timeliness and without warranty of any kind expressed or implied by USApple. Use of such information is voluntary, and reliance on it should only be undertaken after an independent review of its accuracy, completeness and applicability.

© 2024 U.S. Apple Association. Reproduction in whole or in part of the material contained herein is prohibited without prior permission from USApple.

For more information, contact the author of this report, Christopher Gerlach, Director, Industry Analytics at USApple: 7600 Leesburg Pike, Suite 400 East | Falls Church, VA 22043 | 703.442.8850 | usapple.org