

February 1 U.S. Holdings

Sponsored by



hazel®

98 Million Fresh-Market Holdings

UP
36% YOY

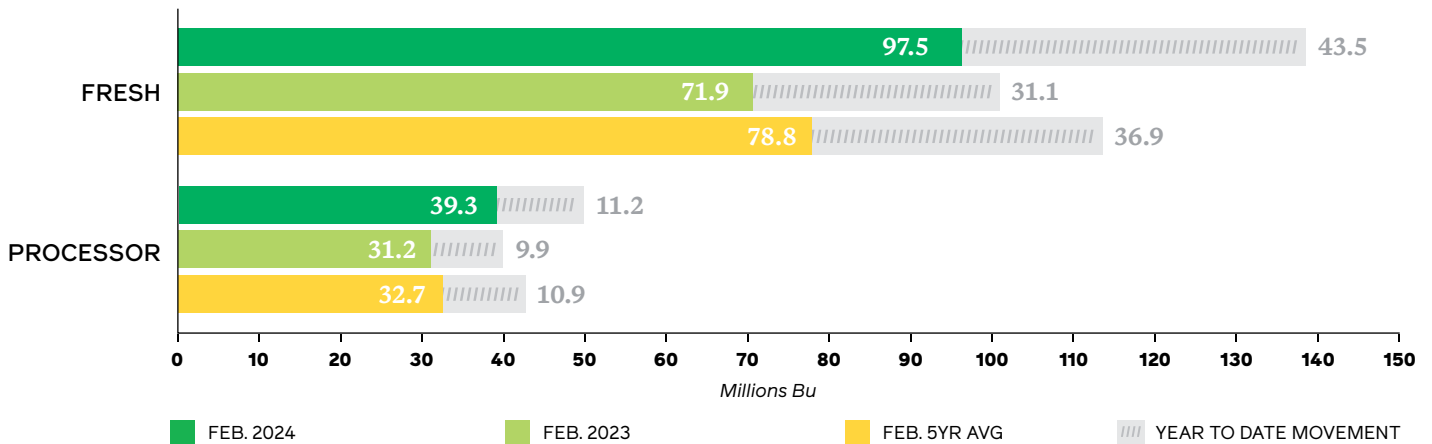
U.S. fresh apple holdings on February 1, 2024 totaled 98 million bushels, 36 percent more than the inventories reported last February and 24 percent more than the February five-year average.

39 Million Processing Apple Holdings

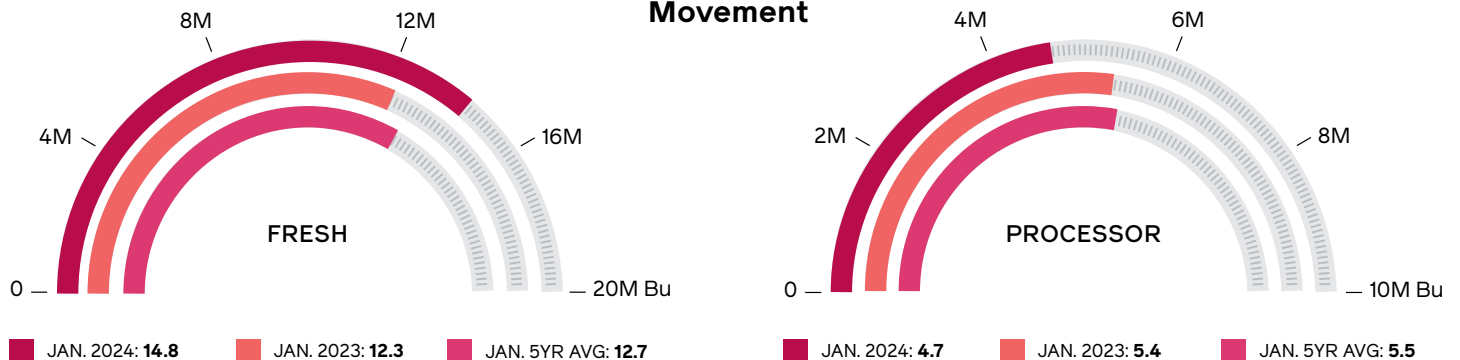
UP
26% YOY

U.S. processing apple holdings on February 1, 2024 totaled 39 million bushels, 26 percent more than the inventories reported last February and 20 percent more than the February five-year average.

Holdings



Movement



Tables & Figures

TABLES

Table 1:	USAppleTracker Summary.....	2
Table 2:	U.S. Apple Holdings: State Summary.....	3
Table 3:	U.S. Apple Holdings: Variety Summary.....	3
Table 4:	U.S. Apple Holdings: State History.....	4
Table 5:	U.S. Apple Holdings: Variety History.....	4
Table 6:	U.S. Apple Holdings: Total Detail.....	5
Table 7:	U.S. Apple Holdings: Fresh Detail.....	6
Table 8:	U.S. Apple Holdings: Processing Detail.....	7
Table 9:	U.S. Apple Movement: State Summary.....	8
Table 10:	U.S. Apple Movement: Variety Summary.....	8
Table 11:	U.S. Apple Movement: State History.....	9
Table 12:	U.S. Apple Movement: Variety History.....	9
Table 13:	U.S. Apple Performance: Variety Detail.....	10
Table 14:	European Apple Holdings: Country Summary.....	12
Table 15:	European Apple Holdings: Variety Summary.....	12
Table 16:	U.S. Apple Holdings: Other Varieties Detail.....	13

FIGURES

Figure 1:	U.S. Fresh Apple Exports.....	11
Figure 2:	U.S. Fresh Apple Imports.....	11
Figure 3:	U.S. Fresh Apple Net Trade: Crop YTD.....	11
Figure 4:	U.S. Apple Juice Concentrate Net Trade: Crop YTD.....	11

Table 1:
USAppleTracker
Summary
(Millions of 42-lb Bushels)

FEBRUARY 2024		2023/24	2022/23	5-YR AVERAGE
Total Holdings		136.8	103.1	111.4
By Use	Fresh	97.5	71.9	78.8
	Processing	39.3	31.2	32.7
By Storage Type	Regular	30.3	22.1	23.1
	CA	106.5	81.0	88.3
Total Movement (prior month)		(19.5)	(17.7)	(18.2)
By Use	Fresh	(14.8)	(12.3)	(12.7)
	Processing	(4.7)	(5.4)	(5.5)
By Storage Type	Regular	(5.0)	(4.2)	(4.4)
	CA	(14.4)	(13.5)	(13.8)

Table 2: U.S. Apple Holdings: State Summary (42-lb Bushels)

FEBRUARY 2024	TOTAL		FRESH		PROCESSING	
	REGULAR	CONTROLLED ATMOSPHERE	REGULAR	CONTROLLED ATMOSPHERE	REGULAR	CONTROLLED ATMOSPHERE
United States	30,341,251	106,450,665	20,883,194	76,584,580	9,458,057	29,866,085
California	44,323	168,077	0	107,572	44,323	60,505
Connecticut	18,626	37,150	18,324	29,674	302	7,476
Idaho	172,635	170,668	126,333	127,888	46,302	42,780
Indiana	22,513	11,960	20,403	0	2,111	11,960
Maryland	159,380	249,290	128,408	99,318	30,972	149,972
Massachusetts	34,041	6,371	34,041	6,371	0	0
Michigan	1,112,000	7,483,000	466,000	4,742,000	646,000	2,741,000
North Carolina	306,644	232,763	74,590	77,742	232,054	155,021
New Hampshire	2,908	213	1,185	213	1,724	0
New York	2,687,012	7,448,285	932,870	4,516,495	1,754,141	2,931,789
Ohio	11,116	14,163	11,116	12,465	0	1,698
Oregon	106,859	777,546	62,255	530,145	44,604	247,401
Pennsylvania	1,803,134	2,887,016	135,140	1,262,319	1,667,994	1,624,697
Virginia	277,344	1,093,996	144,960	168,876	132,384	925,120
Washington	23,558,715	85,707,951	18,703,745	64,794,350	4,854,970	20,913,601
West Virginia	11,257	119,954	11,257	69,651	(0)	50,303
Other States	12,742	42,261	12,566	39,501	176	2,760

Other States include Delaware, Maine, Utah, Wisconsin and any other suppressed (S) state data.

Table 3: U.S. Apple Holdings: Variety Summary (42-lb Bushels)

FEBRUARY 2024	TOTAL		FRESH		PROCESSING	
	REGULAR	CONTROLLED ATMOSPHERE	REGULAR	CONTROLLED ATMOSPHERE	REGULAR	CONTROLLED ATMOSPHERE
Total Varieties	30,341,251	106,450,665	20,883,194	76,584,580	9,458,057	29,866,085
Ambrosia	991,478	1,576,687	834,907	1,304,804	156,571	271,883
Cortland	188,571	242,206	50,889	80,239	137,682	161,967
Cosmic Crisp ®	2,841,015	5,211,366	2,469,696	3,967,447	371,319	1,243,919
Empire	277,146	767,587	106,991	578,459	170,155	189,128
Envy ®	1,271,210	1,188,790	1,158,392	1,066,370	112,818	122,420
Fuji	3,093,924	9,603,534	2,523,575	7,619,819	570,349	1,983,714
Gala	1,721,225	16,755,385	1,286,678	13,818,483	434,547	2,936,902
Golden Delicious	2,202,587	6,515,402	925,625	3,311,853	1,276,962	3,203,549
Granny Smith	3,045,852	13,027,038	2,238,196	10,354,633	807,656	2,672,405
Honeycrisp	3,810,824	16,488,853	2,636,446	10,444,056	1,174,378	6,044,796
Idared	343,992	1,223,107	11,538	74,519	332,454	1,148,588
Jonathan	19,227	167,490	2,084	112,775	17,143	54,715
McIntosh	550,857	1,115,048	281,608	615,815	269,249	499,234
Mutsu/Crispin	113,232	273,956	9,763	35,388	103,469	238,568
Newtown Pippin	44,323	57,058	0	40,088	44,323	16,970
Pink Lady/Cripps Pink	3,751,620	4,373,838	3,116,522	3,377,422	635,099	996,416
Red Delicious	2,456,542	17,900,200	1,844,096	14,571,021	612,446	3,329,179
Rome	773,386	1,647,352	37,217	88,452	736,170	1,558,900
Rome Sport	26,065	12,151	18,009	12,151	8,056	0
Spartan	3,333	120,223	3,133	116,234	200	3,989
Stayman	59,562	22,188	8,037	1,100	51,524	21,087
York	332,650	1,023,641	811	42,331	331,839	981,310
Other Varieties	2,422,628	7,137,568	1,318,981	4,951,122	1,103,647	2,186,446

Table 4:
U.S. Apple Holdings:
State History
(42-lb Bushels)

FEBRUARY 2024	TOTAL			FRESH			PROCESSING		
	2023/24	2022/23	5-YR AVERAGE	2023/24	2022/23	5-YR AVERAGE	2023/24	2022/23	5-YR AVERAGE
United States	136,791,916	103,070,698	111,423,089	97,467,774	71,919,885	78,766,506	39,324,142	31,150,813	32,656,584
California	212,400	132,879	193,730	107,572	60,076	99,009	104,828	72,803	94,720
Connecticut	55,776	29,723	30,692	47,998	26,437	28,273	7,778	3,286	2,419
Idaho	343,304	137,232	222,107	254,221	137,232	190,507	89,082	0	31,600
Indiana	34,474	26,425	30,997	20,403	15,639	18,691	14,071	10,786	12,307
Maryland	408,670	278,155	235,077	227,726	129,909	147,005	180,944	148,246	88,072
Massachusetts	40,412	34,955	49,124	40,412	33,955	48,698	0	1,000	426
Michigan	8,595,000	8,419,000	5,963,000	5,208,000	4,732,000	2,888,800	3,387,000	3,687,000	3,074,200
North Carolina	539,407	379,806	341,507	152,332	88,155	73,186	387,075	291,652	268,321
New Hampshire	3,122	2,396	10,448	1,398	2,259	10,140	1,724	136	307
New York	10,135,297	7,235,392	8,364,468	5,449,366	4,040,376	4,286,848	4,685,931	3,195,016	4,077,620
Ohio	25,280	19,593	47,263	23,582	18,291	41,345	1,698	1,302	5,917
Oregon	884,405	779,608	836,134	592,400	529,068	642,432	292,005	250,540	193,702
Pennsylvania	4,690,150	4,347,587	4,059,278	1,397,459	1,127,913	1,042,715	3,292,691	3,219,674	3,016,563
Virginia	1,371,339	1,344,746	1,671,847	313,836	246,536	271,108	1,057,504	1,098,210	1,400,739
Washington	109,266,667	79,529,728	89,059,710	83,498,095	60,567,574	68,856,422	25,768,571	18,962,154	20,203,288
West Virginia	131,211	256,564	243,305	80,908	62,017	68,693	50,303	194,547	174,612
Other States	55,003	116,910	64,403	52,067	102,447	52,632	2,936	14,463	11,771

Other States include Delaware, Maine, Utah, Wisconsin and any other suppressed (S) state data.

Table 5:
U.S. Apple Holdings:
Variety History
(42-lb Bushels)

FEBRUARY 2024	TOTAL			FRESH			PROCESSING		
	2023/24	2022/23	5-YR AVERAGE	2023/24	2022/23	5-YR AVERAGE	2023/24	2022/23	5-YR AVERAGE
Total Varieties	136,791,916	103,070,698	111,423,089	97,467,774	71,919,885	78,766,506	39,324,142	31,150,813	32,656,584
Ambrosia	2,568,166	1,595,184	1,256,603	2,139,711	1,218,166	1,018,235	428,455	377,017	238,368
Cortland	430,777	341,469	370,850	131,128	143,431	167,061	299,649	198,038	203,789
Cosmic Crisp ®	8,052,381	6,095,391	2,213,467	6,437,143	4,695,391	1,737,277	1,615,238	1,400,000	476,190
Empire	1,044,733	1,134,508	1,063,931	685,450	753,692	768,296	359,283	380,816	295,634
Envy ®	2,460,000	0	0	2,224,762	0	0	235,238	0	0
Fuji	12,697,457	10,846,499	12,661,408	10,143,394	8,635,623	10,063,544	2,554,063	2,210,876	2,597,864
Gala	18,476,610	18,365,859	19,071,917	15,105,161	15,147,195	15,668,706	3,371,449	3,218,664	3,403,211
Golden Delicious	8,717,988	5,916,584	7,493,854	4,237,478	2,920,880	3,870,581	4,480,511	2,995,704	3,623,273
Granny Smith	16,072,889	9,969,885	12,387,587	12,592,829	7,673,694	9,395,160	3,480,061	2,296,191	2,992,427
Honeycrisp	20,299,677	11,838,901	12,783,800	13,080,503	6,591,178	7,646,669	7,219,174	5,247,723	5,137,131
Idared	1,567,099	1,404,161	1,760,296	86,057	110,269	105,488	1,481,042	1,293,891	1,654,807
Jonathan	186,718	177,691	189,210	114,859	61,281	71,770	71,858	116,409	117,440
McIntosh	1,665,906	1,467,916	1,564,223	897,423	762,202	1,012,317	768,483	705,714	551,906
Mutsu/Crispin	387,188	265,700	342,113	45,151	44,531	48,520	342,037	221,169	293,594
Newtown Pippin	101,381	78,923	87,544	40,088	34,098	32,765	61,293	44,825	54,779
Pink Lady/Cripps Pink	8,125,458	6,321,754	6,060,883	6,493,943	5,029,957	4,963,725	1,631,515	1,291,797	1,097,158
Red Delicious	20,356,741	14,121,560	19,880,729	16,415,117	11,396,542	16,352,165	3,941,624	2,725,018	3,528,564
Rome	2,420,738	2,180,556	2,682,025	125,669	184,190	181,325	2,295,069	1,996,367	2,500,700
Rome Sport	38,216	63,427	65,171	30,160	32,048	25,513	8,056	31,379	39,657
Spartan	123,556	132,768	110,199	119,367	129,710	102,789	4,189	3,058	7,410
Stayman	81,749	95,514	102,984	9,138	11,606	12,174	72,611	83,908	90,810
York	1,359,291	1,369,575	1,405,466	43,142	33,069	31,240	1,313,150	1,336,506	1,374,226
Other Varieties	9,560,196	9,105,865	7,566,622	6,270,103	6,166,824	5,248,766	3,290,093	2,939,040	2,317,856

Table 6: U.S. Apple Holdings: Total Detail (42-lb Bushels)

Other States include Delaware, Maine, Utah, Wisconsin and any other suppressed (S) state data.

FEBRUARY 2024	STORAGE TYPE	US	CA	CT	ID	IN	MD	MA	MI	NC	NH	NY	OH	OR	PA	VA	WA	WV	OTHER STATES
Ambrosia	Total	2,568,166	0	0	0	0	0	0	0	0	0	48,930	0	0	41,140	0	2,478,095	0	0
	CA	1,576,687	0	0	0	0	0	0	0	0	0	48,690	0	0	41,140	0	1,486,857	0	0
Cortland	Total	430,777	0	2,740	0	0	25	3,951	0	0	370	404,218	225	0	1,600	11,696	0	2,814	3,140
	CA	242,206	0	602	0	0	0	0	0	0	0	225,447	84	0	1,563	11,696	0	2,814	0
Cosmic Crisp ®	Total	8,052,381	0	0	0	0	0	0	0	0	0	0	0	0	0	0	8,052,381	0	0
	CA	5,211,366	0	0	0	0	0	0	0	0	0	0	0	0	0	0	5,211,366	0	0
Empire	Total	1,044,733	11,890	10,541	0	0	0	405	219,000	10,201	40	775,235	309	0	9,494	3,396	0	4,221	0
	CA	767,587	11,890	8,792	0	0	0	0	169,000	10,201	0	561,531	253	0	2,524	3,396	0	0	0
Envy ®	Total	2,460,000	0	0	0	0	0	0	0	0	0	0	0	0	0	0	2,460,000	0	0
	CA	1,188,790	0	0	0	0	0	0	0	0	0	0	0	0	0	0	1,188,790	0	0
Fuji	Total	12,697,457	4,925	1,586	78,707	0	53,417	172	525,000	15,642	70	638,706	561	145,258	295,758	26,732	10,899,048	5,628	6,248
	CA	9,603,534	4,925	1,058	0	0	5,856	0	377,000	4,573	70	524,799	281	124,740	251,235	13,294	8,286,641	2,814	6,248
Gala	Total	18,476,610	0	461	1,511	14,071	1,700	1,060	1,856,000	26,523	80	1,052,560	2,709	118,752	295,850	23,307	15,061,905	3,518	16,604
	CA	16,755,385	0	0	1,511	11,960	1,700	0	1,771,000	18,996	0	938,726	1,025	109,758	234,678	16,867	13,632,183	3,518	13,464
Golden Delicious	Total	8,717,988	113,974	2,272	18,839	0	122,577	0	878,000	155,143	0	748,695	8,337	0	1,423,397	324,638	4,902,857	18,292	968
	CA	6,515,402	113,974	1,600	18,839	0	106,466	0	753,000	67,507	0	581,775	5,867	0	784,005	278,490	3,785,587	18,292	0
Granny Smith	Total	16,072,889	0	208	18,552	1,407	106	0	0	16,606	0	173,495	2,344	66,453	92,933	32,214	15,668,571	0	0
	CA	13,027,038	0	196	0	0	0	0	0	0	0	154,394	1,011	60,852	48,756	22,499	12,739,331	0	0
Honeycrisp	Total	20,299,677	0	0	0	0	38	4,370	939,000	0	20	346,995	772	280,579	9,917	1,219	18,697,143	0	19,624
	CA	16,488,853	0	0	0	0	0	1,407	878,000	0	0	253,304	0	250,690	6,941	0	15,081,241	0	17,269
Idared	Total	1,567,099	0	7,113	0	0	30,814	0	468,000	0	0	927,158	421	0	88,038	45,555	0	0	0
	CA	1,223,107	0	6,636	0	0	30,814	0	397,000	0	0	742,865	295	0	0	45,497	0	0	0
Jonathan	Total	186,718	0	0	1,413	0	0	3,518	147,000	0	0	24,580	0	0	10,123	84	0	0	0
	CA	167,490	0	0	1,413	0	0	3,518	132,000	0	0	24,580	0	0	5,980	0	0	0	0
McIntosh	Total	1,665,906	0	11,465	0	0	0	21,103	419,000	1,407	419	1,206,787	814	0	2,699	2,211	0	0	0
	CA	1,115,048	0	7,632	0	0	0	16	385,000	1,407	144	717,687	225	0	774	2,165	0	0	0
Mutsu/ Crispin	Total	387,188	0	549	0	0	0	0	0	0	200	331,984	225	0	50,786	3,444	0	0	0
	CA	273,956	0	392	0	0	0	0	0	0	0	268,516	126	0	1,840	3,082	0	0	0
Newtown Pippin	Total	101,381	81,611	0	0	0	0	0	0	14,071	0	0	0	0	1,126	4,573	0	0	0
	CA	57,058	37,288	0	0	0	0	0	0	14,071	0	0	0	0	1,126	4,573	0	0	0
Pink Lady/ Cripps Pink	Total	8,125,458	0	4,527	30,692	0	22,773	1,407	26,000	27,625	0	124,308	0	55,922	94,283	85,893	7,613,333	38,695	0
	CA	4,373,838	0	3,600	0	0	0	1,407	14,000	20,403	0	108,875	0	50,116	60,214	75,058	4,001,469	38,695	0
Red Delicious	Total	20,356,741	0	1,109	161,485	11,257	60,142	2,538	1,149,000	26,320	0	778,698	2,260	172,240	350,191	193,538	17,392,381	50,303	5,280
	CA	17,900,200	0	98	146,786	0	50,142	23	1,048,000	10,278	0	571,435	1,698	153,472	332,819	87,143	15,442,721	50,303	5,280
Rome	Total	2,420,738	0	0	28,258	6,332	14,860	0	576,000	204,304	0	854,843	0	0	506,025	230,116	0	0	0
	CA	1,647,352	0	0	0	0	10,960	0	456,000	60,025	0	586,202	0	0	343,278	190,887	0	0	0
Rome Sport	Total	38,216	0	0	1,727	0	0	0	0	14,152	0	10,763	0	0	8,056	0	0	3,518	0
	CA	12,151	0	0	0	0	0	0	0	0	0	8,633	0	0	0	0	0	3,518	0
Spartan	Total	123,556	0	0	0	0	0	0	0	10,553	0	98,584	0	0	12,685	1,734	0	0	0
	CA	120,223	0	0	0	0	0	0	0	10,553	0	97,951	0	0	9,985	1,734	0	0	0
Stayman	Total	81,749	0	211	0	1,407	44	0	0	0	0	5,571	0	0	51,550	19,449	0	3,518	0
	CA	22,188	0	0	0	0	0	0	0	0	0	4,164	0	0	563	17,461	0	0	0
York	Total	1,356,291	0	0	0	0	60,048	0	0	8,443	0	55,852	0	0	1,012,309	218,936	0	704	0
	CA	1,023,641	0	0	0	0	43,352	0	0	8,443	0	55,852	0	0	718,338	197,657	0	0	0
Others	Total	9,560,196	0	12,995	2,119	0	42,126	1,888	1,393,000	8,417	1,923	1,527,334	6,305	45,201	332,191	142,604	6,040,952	0	3,140
	CA	7,137,568	0	6,544	2,119	0	0	0	1,103,000	6,306	0	972,860	3,301	27,918	41,258	122,497	4,851,765	0	0
Total Varieties	Total	136,791,916	212,400	55,776	343,304	34,474	408,670	40,412	8,595,000	539,407	3,122	10,135,297	25,280	884,405	4,690,150	1,371,339	109,266,667	131,211	55,003
	CA	106,450,665	168,077	37,150	170,668	11,960	249,290	6,371	7,483,000	232,763	213	7,448,285	14,163	777,546	2,887,016	1,093,996	85,707,951	119,954	42,261

Table 7: U.S. Apple Holdings: Fresh Detail (42-lb Bushels)

Other States include Delaware, Maine, Utah, Wisconsin and any other suppressed (S) state data.

FEBRUARY 2024	STORAGE TYPE	US	CA	CT	ID	IN	MD	MA	MI	NC	NH	NY	OH	OR	PA	VA	WA	WV	OTHER STATES
Ambrosia	Total	2,139,711	0	0	0	0	0	0	0	0	0	11,904	0	0	41,140	0	2,086,667	0	0
	CA	1,304,804	0	0	0	0	0	0	0	0	0	11,664	0	0	41,140	0	1,252,000	0	0
Cortland	Total	131,128	0	2,307	0	0	25	3,951	0	0	150	116,917	225	0	1,600	0	0	2,814	3,140
	CA	80,239	0	196	0	0	0	0	0	0	0	75,582	84	0	1,563	0	0	2,814	0
Cosmic Crisp ®	Total	6,437,143	0	0	0	0	0	0	0	0	0	0	0	0	0	0	6,437,143	0	0
	CA	3,967,447	0	0	0	0	0	0	0	0	0	0	0	0	0	0	3,967,447	0	0
Empire	Total	685,450	4,151	10,541	0	0	0	405	30,000	7,739	40	621,949	309	0	3,888	2,206	0	4,221	0
	CA	578,459	4,151	8,792	0	0	0	0	28,000	7,739	0	524,794	253	0	2,524	2,206	0	0	0
Envy ®	Total	2,224,762	0	0	0	0	0	0	0	0	0	0	0	0	0	0	2,224,762	0	0
	CA	1,066,370	0	0	0	0	0	0	0	0	0	0	0	0	0	0	1,066,370	0	0
Fuji	Total	10,143,394	0	1,586	65,139	0	46,461	172	471,000	13,286	70	578,967	561	97,632	235,515	17,504	8,604,762	5,628	5,112
	CA	7,619,819	0	1,058	0	0	0	0	336,000	3,518	70	494,866	281	85,050	221,219	9,865	6,459,967	2,814	5,112
Gala	Total	15,105,161	0	461	1,511	0	1,700	1,060	1,769,000	23,866	80	978,191	2,709	77,568	241,567	19,128	11,972,381	0	15,940
	CA	13,818,483	0	0	1,511	0	1,700	0	1,703,000	17,589	0	906,298	1,025	74,835	229,331	12,739	10,857,656	0	12,800
Golden Delicious	Total	4,237,478	79,501	2,272	14,129	0	64,604	0	302,000	5,944	0	88,959	8,337	0	352,125	58,618	3,241,905	18,292	792
	CA	3,311,853	79,501	1,600	14,129	0	48,493	0	278,000	1,407	0	81,488	5,867	0	292,190	31,850	2,459,036	18,292	0
Granny Smith	Total	12,592,829	0	206	18,176	1,407	106	0	0	15,731	0	96,971	2,344	45,065	38,321	25,930	12,348,571	0	0
	CA	10,354,633	0	196	0	0	0	0	0	0	0	95,731	1,011	41,490	37,842	17,035	10,161,328	0	0
Honeycrisp	Total	13,080,503	0	0	0	0	38	4,370	872,000	0	20	272,476	772	184,969	9,777	1,219	11,715,238	0	19,624
	CA	10,444,056	0	0	0	0	0	1,407	818,000	0	0	228,644	0	170,925	6,941	0	9,200,871	0	17,269
Idared	Total	86,057	0	211	0	0	0	0	44,000	0	0	41,368	421	0	0	57	0	0	0
	CA	74,519	0	0	0	0	0	0	40,000	0	0	34,225	295	0	0	0	0	0	0
Jonathan	Total	114,859	0	0	0	0	0	3,518	86,000	0	0	19,277	0	0	5,980	84	0	0	0
	CA	112,775	0	0	0	0	0	3,518	84,000	0	0	19,277	0	0	5,980	0	0	0	0
McIntosh	Total	897,423	0	11,223	0	0	0	21,103	203,000	1,055	219	657,483	814	0	2,479	47	0	0	0
	CA	615,815	0	7,394	0	0	0	16	188,000	1,055	144	418,208	225	0	774	0	0	0	0
Mutsu/ Crispin	Total	45,151	0	549	0	0	0	0	0	0	200	41,958	225	0	1,857	362	0	0	0
	CA	35,388	0	392	0	0	0	0	0	0	0	33,029	126	0	1,840	0	0	0	0
Newtown Pippin	Total	40,088	23,921	0	0	0	0	0	0	11,257	0	0	0	0	1,126	3,785	0	0	0
	CA	40,088	23,921	0	0	0	0	0	0	11,257	0	0	0	0	1,126	3,785	0	0	0
Pink Lady/ Cripps Pink	Total	6,493,943	0	4,527	27,552	0	22,773	1,407	19,000	21,293	0	121,269	0	35,559	67,308	73,255	6,100,000	0	0
	CA	3,377,422	0	3,600	0	0	0	1,407	14,000	14,071	0	105,836	0	34,170	60,214	64,482	3,079,641	0	0
Red Delicious	Total	16,415,117	0	1,109	125,988	11,257	59,125	2,538	923,000	20,420	0	569,540	561	119,203	333,688	102,157	14,100,000	42,213	4,320
	CA	14,571,021	0	98	112,248	0	49,125	23	858,000	5,628	0	465,445	0	104,640	316,655	24,995	12,587,630	42,213	4,320
Rome	Total	125,669	0	0	0	6,332	0	0	11,000	0	0	105,932	0	0	1,521	884	0	0	0
	CA	88,452	0	0	0	0	0	0	7,000	0	0	80,749	0	0	704	0	0	0	0
Rome Sport	Total	30,160	0	0	1,727	0	0	0	0	14,152	0	10,763	0	0	0	0	0	3,518	0
	CA	12,151	0	0	0	0	0	0	0	0	0	8,633	0	0	0	0	0	3,518	0
Spartan	Total	119,367	0	0	0	0	0	0	0	7,035	0	98,584	0	0	12,485	1,262	0	0	0
	CA	116,234	0	0	0	0	0	0	0	7,035	0	97,951	0	0	9,985	1,262	0	0	0
Stayman	Total	9,138	0	211	0	1,407	44	0	0	0	0	1,407	0	0	1,264	1,287	0	3,518	0
	CA	1,100	0	0	0	0	0	0	0	0	0	0	0	0	563	538	0	0	0
York	Total	43,142	0	0	0	0	0	0	0	8,443	0	30,956	0	0	2,814	226	0	704	0
	CA	42,331	0	0	0	0	0	0	0	8,443	0	30,956	0	0	2,814	118	0	0	0
Others	Total	6,270,103	0	12,796	0	0	32,850	1,888	478,000	2,111	620	984,493	6,305	32,404	43,005	5,825	4,666,667	0	3,140
	CA	4,951,122	0	6,348	0	0	0	0	388,000	0	0	803,119	3,301	19,035	28,914	0	3,702,405	0	0
Total Varieties	Total	97,467,774	107,572	47,998	254,221	20,403	227,726	40,412	5,208,000	152,332	1,398	5,449,366	23,582	592,400	1,397,459	313,836	83,498,095	80,908	52,067
	CA	76,584,580	107,572	29,674	127,888	0	99,318	6,371	4,742,000	77,742	213	4,516,495	12,465	530,145	1,262,319	168,876	64,794,350	69,651	39,501

Table 8: U.S. Apple Holdings: Processing Detail (42-lb Bushels)

Other States include Delaware, Maine, Utah, Wisconsin and any other suppressed (S) state data.

FEBRUARY 2024	STORAGE TYPE	US	CA	CT	ID	IN	MD	MA	MI	NC	NH	NY	OH	OR	PA	VA	WA	WV	OTHER STATES
Ambrosia	Total	428,455	0	0	0	0	0	0	0	0	0	37,026	0	0	0	0	391,429	0	0
	CA	271,883	0	0	0	0	0	0	0	0	0	37,026	0	0	0	0	234,857	0	0
Cortland	Total	299,649	0	433	0	0	0	0	0	0	220	287,300	0	0	0	11,696	0	0	0
	CA	161,967	0	406	0	0	0	0	0	0	0	149,865	0	0	0	11,696	0	0	0
Cosmic Crisp ®	Total	1,615,238	0	0	0	0	0	0	0	0	0	0	0	0	0	0	1,615,238	0	0
	CA	1,243,919	0	0	0	0	0	0	0	0	0	0	0	0	0	0	1,243,919	0	0
Empire	Total	359,283	7,739	0	0	0	0	0	189,000	2,462	0	153,285	0	0	5,606	1,190	0	0	0
	CA	189,128	7,739	0	0	0	0	0	141,000	2,462	0	36,737	0	0	0	1,190	0	0	0
Envy ®	Total	235,238	0	0	0	0	0	0	0	0	0	0	0	0	0	0	235,238	0	0
	CA	122,420	0	0	0	0	0	0	0	0	0	0	0	0	0	0	122,420	0	0
Fuji	Total	2,554,063	4,925	0	13,568	0	6,956	0	54,000	2,356	0	59,739	0	47,626	60,243	9,228	2,294,286	0	1,136
	CA	1,983,714	4,925	0	0	0	5,856	0	41,000	1,055	0	29,933	0	39,690	30,016	3,429	1,826,674	0	1,136
Gala	Total	3,371,449	0	0	0	14,071	0	0	87,000	2,657	0	74,369	0	41,184	54,283	4,179	3,089,524	3,518	664
	CA	2,936,902	0	0	0	11,960	0	0	68,000	1,407	0	32,428	0	34,923	5,347	4,127	2,774,527	3,518	664
Golden Delicious	Total	4,480,511	34,474	0	4,710	0	57,973	0	576,000	149,199	0	659,735	0	0	1,071,272	266,020	1,660,952	0	176
	CA	3,203,549	34,474	0	4,710	0	57,973	0	475,000	66,099	0	500,287	0	0	491,815	246,640	1,326,551	0	0
Granny Smith	Total	3,480,061	0	2	376	0	0	0	0	875	0	76,523	0	21,388	54,612	6,285	3,320,000	0	0
	CA	2,672,405	0	0	0	0	0	0	0	0	0	58,662	0	19,362	10,914	5,464	2,578,003	0	0
Honeycrisp	Total	7,219,174	0	0	0	0	0	0	67,000	0	0	74,519	0	95,610	140	0	6,981,905	0	(0)
	CA	6,044,796	0	0	0	0	0	0	60,000	0	0	24,661	0	79,765	0	0	5,880,371	0	(0)
Idared	Total	1,481,042	0	6,902	0	0	30,814	0	424,000	0	0	885,790	0	0	88,038	45,497	0	0	0
	CA	1,148,588	0	6,636	0	0	30,814	0	357,000	0	0	708,641	0	0	0	45,497	0	0	0
Jonathan	Total	71,858	0	0	1,413	0	0	0	61,000	0	0	5,302	0	0	4,143	0	0	0	0
	CA	54,715	0	0	1,413	0	0	0	48,000	0	0	5,302	0	0	0	0	0	0	0
McIntosh	Total	768,483	0	242	0	0	0	0	216,000	352	200	549,304	0	0	220	2,165	0	0	0
	CA	499,234	0	238	0	0	0	0	197,000	352	0	299,479	0	0	0	2,165	0	0	0
Mutsu/ Crispin	Total	342,037	0	0	0	0	0	0	0	0	0	290,026	0	0	48,929	3,082	0	0	0
	CA	238,568	0	0	0	0	0	0	0	0	0	235,486	0	0	0	3,082	0	0	0
Newtown Pippin	Total	61,293	57,691	0	0	0	0	0	0	2,814	0	0	0	0	0	788	0	0	0
	CA	16,970	13,367	0	0	0	0	0	0	2,814	0	0	0	0	0	788	0	0	0
Pink Lady/ Cripps Pink	Total	1,631,515	0	0	3,140	0	0	0	7,000	6,332	0	3,039	0	20,363	26,975	12,637	1,513,333	38,695	0
	CA	996,416	0	0	0	0	0	0	0	6,332	0	3,039	0	15,946	0	10,576	921,827	38,695	0
Red Delicious	Total	3,941,624	0	0	35,498	0	1,017	0	226,000	5,900	0	209,158	1,698	53,037	16,504	91,381	3,292,381	8,091	960
	CA	3,329,179	0	0	34,538	0	1,017	0	190,000	4,650	0	105,989	1,698	48,832	16,164	62,148	2,855,092	8,091	960
Rome	Total	2,295,069	0	0	28,258	0	14,860	0	565,000	204,304	0	748,911	0	0	504,504	229,233	0	0	0
	CA	1,558,900	0	0	0	0	10,960	0	449,000	60,025	0	505,453	0	0	342,574	190,887	0	0	0
Rome Sport	Total	8,056	0	0	0	0	0	0	0	0	0	0	0	0	8,056	0	0	0	0
	CA	0	0	0	0	0	0	0	0	0	0	0	0	0	0	0	0	0	0
Spartan	Total	4,189	0	0	0	0	0	0	0	3,518	0	0	0	0	200	471	0	0	0
	CA	3,989	0	0	0	0	0	0	0	3,518	0	0	0	0	0	471	0	0	0
Stayman	Total	72,611	0	0	0	0	0	0	0	0	0	4,164	0	0	50,286	18,162	0	0	0
	CA	21,087	0	0	0	0	0	0	0	0	0	4,164	0	0	0	16,924	0	0	0
York	Total	1,313,150	0	0	0	0	60,048	0	0	0	0	24,896	0	0	1,009,495	218,711	0	0	0
	CA	981,310	0	0	0	0	43,352	0	0	0	0	24,896	0	0	715,524	197,539	0	0	0
Others	Total	3,290,093	0	199	2,119	0	9,276	0	915,000	6,306	1,304	542,841	0	12,797	289,186	136,779	1,374,286	0	0
	CA	2,186,446	0	196	2,119	0	0	0	715,000	6,306	0	169,741	0	8,883	12,344	122,497	1,149,360	0	0
Total Varieties	Total	39,324,142	104,828	7,778	89,082	14,071	180,944	0	3,387,000	387,075	1,724	4,685,931	1,698	292,005	3,292,691	1,057,504	25,768,571	50,303	2,936
	CA	29,866,085	60,505	7,476	42,780	11,960	149,972	0	2,741,000	155,021	0	2,931,789	1,698	247,401	1,624,697	925,120	20,913,601	50,303	2,760

Table 9: U.S. Apple Movement: State Summary (42-lb Bushels)

JANUARY 2024	TOTAL		FRESH		PROCESSING	
	REGULAR	CONTROLLED ATMOSPHERE	REGULAR	CONTROLLED ATMOSPHERE	REGULAR	CONTROLLED ATMOSPHERE
United States	(5,019,714)	(14,433,405)	(3,342,979)	(11,434,792)	(1,676,735)	(2,998,613)
California	(42,682)	(83,671)	(27,058)	(61,126)	(15,624)	(22,545)
Connecticut	(10,034)	(8,420)	(8,410)	(8,420)	(1,624)	0
Idaho	(38,792)	(25,433)	(30,244)	(19,058)	(8,548)	(6,375)
Indiana	(3,355)	(1,782)	(3,040)	0	(315)	(1,782)
Maryland	(33,799)	(38,834)	(35,345)	(38,562)	1,546	(272)
Massachusetts	(5,073)	(949)	(5,073)	(949)	0	0
Michigan	(518,000)	(962,800)	(215,000)	(631,800)	(303,000)	(331,000)
North Carolina	(45,695)	(34,686)	(11,115)	(11,585)	(34,580)	(23,101)
New Hampshire	(332)	(32)	(395)	(32)	64	0
New York	(529,872)	(299,999)	(287,305)	(731,834)	(242,567)	431,835
Ohio	(1,657)	(2,111)	(1,657)	(1,858)	0	(253)
Oregon	(1,944)	(248,886)	2,488	(154,143)	(4,431)	(94,743)
Pennsylvania	(524,314)	(216,143)	(64,749)	(205,785)	(459,565)	(10,358)
Virginia	(6,312)	(179,083)	(23,519)	(45,053)	17,208	(134,030)
Washington	(3,242,086)	(12,290,295)	(2,622,000)	(9,495,143)	(620,086)	(2,795,152)
West Virginia	(1,677)	(17,875)	(1,677)	(10,379)	0	(7,496)
Other States	(14,091)	(22,406)	(8,879)	(19,066)	(5,212)	(3,340)

Other States include Delaware, Maine, Utah, Wisconsin and any other suppressed (S) state data.

Table 10: U.S. Apple Movement: Variety Summary (42-lb Bushels)

JANUARY 2024	TOTAL		FRESH		PROCESSING	
	REGULAR	CONTROLLED ATMOSPHERE	REGULAR	CONTROLLED ATMOSPHERE	REGULAR	CONTROLLED ATMOSPHERE
Total Varieties	(5,019,714)	(14,433,405)	(3,342,979)	(11,434,792)	(1,676,735)	(2,998,613)
Ambrosia	(104,264)	(170,269)	(86,588)	(138,466)	(17,676)	(31,803)
Cortland	(38,908)	35,369	(17,389)	(9,017)	(21,519)	44,386
Cosmic Crisp ®	(196,846)	(351,725)	(176,485)	(283,515)	(20,361)	(68,210)
Empire	(53,006)	(177,800)	(19,960)	(83,551)	(33,046)	(94,248)
Envy ®	(286,233)	(269,958)	(246,952)	(227,334)	(39,281)	(42,624)
Fuji	(663,986)	(1,655,010)	(532,590)	(1,265,388)	(131,396)	(389,622)
Gala	(396,543)	(3,416,016)	(278,018)	(2,564,022)	(118,525)	(851,994)
Golden Delicious	(305,555)	(537,621)	(173,560)	(408,110)	(131,996)	(129,511)
Granny Smith	(457,392)	(1,974,585)	(324,067)	(1,499,625)	(133,326)	(474,960)
Honeycrisp	(631,890)	(2,833,649)	(450,361)	(1,999,556)	(181,529)	(834,092)
Idared	(66,640)	143,996	(2,356)	(3,707)	(64,284)	147,703
Jonathan	(16,063)	(289)	(3,013)	32,712	(13,050)	(33,001)
McIntosh	(101,095)	33,693	(46,014)	(19,618)	(55,080)	53,311
Mutsu/Crispin	(16,019)	59,963	(831)	(3,427)	(15,187)	63,390
Newtown Pippin	(7,105)	(9,343)	(500)	(6,814)	(6,605)	(2,529)
Pink Lady/Cripps Pink	(506,779)	(468,184)	(456,176)	(393,957)	(50,603)	(74,226)
Red Delicious	(370,421)	(1,787,246)	(269,681)	(1,859,770)	(100,740)	72,525
Rome	(45,895)	3,604	(43,607)	(9,826)	(2,289)	13,430
Rome Sport	(1,096)	(2,731)	(816)	(2,731)	(280)	0
Spartan	(5,674)	(12,574)	(5,874)	(11,980)	200	(594)
Stayman	(8,611)	(3,426)	(1,318)	(284)	(7,294)	(3,142)
York	(226,086)	(57,412)	(121)	(6,308)	(225,965)	(51,104)
Other Varieties	(513,607)	(982,194)	(206,703)	(670,498)	(306,904)	(311,697)

Table 11:
U.S. Apple Movement:
State History
 (42-lb Bushels)

JANUARY 2024	TOTAL			FRESH			PROCESSING		
	2023/24	2022/23	5-YR AVERAGE	2023/24	2022/23	5-YR AVERAGE	2023/24	2022/23	5-YR AVERAGE
United States	(19,453,118)	(17,697,933)	(18,187,136)	(14,777,771)	(12,300,390)	(12,677,310)	(4,675,348)	(5,397,544)	(5,509,826)
California	(126,353)	(22,966)	(48,904)	(88,184)	(10,383)	(27,783)	(38,169)	(12,583)	(21,121)
Connecticut	(18,454)	(9,195)	(11,500)	(16,830)	(9,059)	(9,319)	(1,624)	(136)	(2,182)
Idaho	(64,224)	(29,264)	(59,162)	(49,301)	(29,264)	(44,062)	(14,923)	0	(15,100)
Indiana	(5,137)	(9,359)	(7,728)	(3,040)	(7,495)	(5,818)	(2,097)	(1,864)	(1,910)
Maryland	(72,633)	(39,419)	(109,084)	(73,907)	(43,059)	(111,549)	1,274	3,640	2,464
Massachusetts	(6,022)	(5,350)	(13,221)	(6,022)	(5,850)	(12,268)	0	500	(953)
Michigan	(1,480,800)	(1,578,000)	(1,487,000)	(846,800)	(996,000)	(890,000)	(634,000)	(582,000)	(597,000)
North Carolina	(80,381)	(46,553)	(46,757)	(22,700)	(15,236)	(13,568)	(57,681)	(31,317)	(33,189)
New Hampshire	(363)	(414)	(5,354)	(427)	(391)	(5,127)	64	(24)	(227)
New York	(829,871)	(1,550,650)	(1,645,214)	(1,019,139)	(1,030,236)	(1,155,501)	189,268	(520,414)	(489,713)
Ohio	(3,767)	(3,386)	(12,907)	(3,514)	(3,161)	(13,243)	(253)	(225)	336
Oregon	(250,830)	(929,022)	(242,553)	(151,655)	(792,304)	(199,539)	(99,174)	(136,718)	(43,014)
Pennsylvania	(740,457)	(787,149)	(718,650)	(270,534)	(259,951)	(261,296)	(469,923)	(527,198)	(457,355)
Virginia	(185,395)	(205,016)	(242,348)	(68,573)	(53,566)	(57,046)	(116,822)	(151,450)	(185,302)
Washington	(15,532,381)	(12,441,528)	(13,463,263)	(12,117,143)	(9,000,180)	(9,833,279)	(3,415,238)	(3,441,348)	(3,629,984)
West Virginia	(19,553)	(1,109)	(40,570)	(12,057)	(10,719)	(10,980)	(7,496)	9,610	(29,590)
Other States	(36,496)	(39,553)	(32,920)	(27,944)	(33,535)	(26,932)	(8,552)	(6,017)	(5,987)

Other States include Delaware, Maine, Utah, Wisconsin and any other suppressed (S) state data.

Table 12:
U.S. Apple Movement:
Variety History
 (42-lb Bushels)

JANUARY 2024	TOTAL			FRESH			PROCESSING		
	2023/24	2022/23	5-YR AVERAGE	2023/24	2022/23	5-YR AVERAGE	2023/24	2022/23	5-YR AVERAGE
Total Varieties	(19,453,118)	(17,697,933)	(18,187,136)	(14,777,771)	(12,300,390)	(12,677,310)	(4,675,348)	(5,397,544)	(5,509,826)
Ambrosia	(274,533)	(234,582)	(187,702)	(225,054)	(208,598)	(152,437)	(49,479)	(25,984)	(35,266)
Cortland	(3,539)	(75,406)	(108,450)	(26,406)	(44,027)	(43,779)	22,867	(31,026)	(64,671)
Cosmic Crisp ®	(548,571)	(615,217)	(244,142)	(460,000)	(450,456)	(194,428)	(88,571)	(164,762)	(49,714)
Empire	(230,805)	(370,817)	(351,663)	(103,511)	(210,885)	(260,218)	(127,294)	(159,931)	(91,445)
Envy ®	(556,190)	0	0	(474,286)	0	0	(81,905)	0	0
Fuji	(2,318,995)	(2,019,227)	(2,184,882)	(1,797,978)	(1,599,911)	(1,658,274)	(521,017)	(419,316)	(526,608)
Gala	(3,812,559)	(2,833,268)	(3,461,730)	(2,842,040)	(2,429,658)	(2,758,357)	(970,519)	(403,610)	(703,373)
Golden Delicious	(843,177)	(1,109,334)	(1,179,705)	(581,670)	(519,704)	(621,323)	(261,507)	(589,631)	(558,382)
Granny Smith	(2,431,977)	(1,630,166)	(1,516,874)	(1,823,691)	(1,318,351)	(1,199,945)	(608,286)	(311,815)	(316,929)
Honeycrisp	(3,465,538)	(2,681,824)	(2,544,537)	(2,449,917)	(1,524,791)	(1,455,970)	(1,015,621)	(1,157,033)	(1,088,567)
Idared	77,356	(92,038)	(248,779)	(6,063)	(19,169)	(18,352)	83,419	(72,868)	(230,427)
Jonathan	(16,351)	(32,478)	(40,874)	29,699	(3,751)	(16,770)	(46,051)	(28,727)	(24,104)
McIntosh	(67,401)	(284,006)	(367,016)	(65,632)	(213,732)	(292,042)	(1,769)	(70,274)	(74,974)
Mutsu/Crispin	43,944	(36,936)	(25,977)	(4,258)	(8,254)	(5,941)	48,203	(28,682)	(20,035)
Newtown Pippin	(16,448)	(10,833)	(15,514)	(7,314)	6,914	(4,887)	(9,134)	(17,747)	(10,627)
Pink Lady/Cripps Pink	(974,963)	(813,098)	(774,808)	(850,133)	(601,784)	(577,335)	(124,829)	(211,314)	(197,473)
Red Delicious	(2,157,667)	(1,719,481)	(2,536,571)	(2,129,451)	(1,372,591)	(2,111,749)	(28,215)	(346,890)	(424,822)
Rome	(42,291)	(143,935)	(265,683)	(53,433)	(3,490)	(19,171)	11,141	(140,445)	(246,512)
Rome Sport	(3,827)	(16,065)	(26,357)	(3,547)	(2,300)	(7,033)	(280)	(13,765)	(19,324)
Spartan	(18,249)	(6,689)	(18,566)	(17,854)	(6,160)	(18,385)	(394)	(528)	(180)
Stayman	(12,038)	(12,259)	(20,253)	(1,602)	(4,001)	(6,415)	(10,436)	(8,258)	(13,838)
York	(283,498)	(278,101)	(286,949)	(6,429)	(5,716)	(12,728)	(277,069)	(272,386)	(274,221)
Other Varieties	(1,495,802)	(2,616,452)	(1,670,312)	(877,201)	(1,717,141)	(1,161,372)	(618,601)	(899,311)	(508,939)

Table 13: U.S. Apple Performance: Variety Detail

FEBRUARY 2024/ JANUARY 2024	FRESH						PROCESSING					
	REMAINING HOLDINGS			MOVEMENT RATE			REMAINING HOLDINGS			MOVEMENT RATE		
	2023/24	2022/23	5-YR AVERAGE	2023/24	2022/23	5-YR AVERAGE	2023/24	2022/23	5-YR AVERAGE	2023/24	2022/23	5-YR AVERAGE
Total Varieties	70%	70%	68%	13%	15%	14%	78%	76%	75%	11%	15%	14%
Ambrosia	73%	73%	69%	10%	15%	13%	84%	104%	71%	10%	6%	13%
Cortland	50%	58%	56%	17%	23%	21%	74%	72%	53%	-8%	14%	24%
Cosmic Crisp ®	86%	89%	81%	7%	9%	10%	79%	95%	81%	5%	11%	9%
Empire	71%	60%	60%	13%	22%	25%	60%	58%	54%	26%	30%	24%
Envy ®	55%	N/A	N/A	18%	N/A	N/A	183%	N/A	N/A	26%	N/A	N/A
Fuji	69%	68%	68%	15%	16%	14%	72%	76%	71%	17%	16%	17%
Gala	63%	70%	65%	16%	14%	15%	67%	74%	67%	22%	11%	17%
Golden Delicious	64%	67%	68%	12%	15%	14%	76%	67%	74%	6%	16%	13%
Granny Smith	69%	70%	70%	13%	15%	11%	82%	77%	80%	15%	12%	10%
Honeycrisp	66%	61%	60%	16%	19%	16%	71%	68%	71%	12%	18%	17%
Idared	89%	48%	67%	7%	15%	15%	74%	84%	96%	-6%	5%	12%
Jonathan	108%	58%	49%	-35%	6%	19%	38%	51%	57%	39%	20%	17%
McIntosh	74%	67%	64%	7%	22%	22%	78%	76%	71%	0%	9%	12%
Mutsu/Crispin	77%	72%	70%	9%	16%	11%	83%	76%	91%	-16%	11%	6%
Newtown Pippin	71%	79%	56%	15%	-25%	13%	71%	68%	64%	13%	28%	16%
Pink Lady/Cripps Pink	81%	94%	83%	12%	11%	10%	98%	88%	89%	7%	14%	15%
Red Delicious	73%	74%	74%	11%	11%	11%	101%	92%	79%	1%	11%	11%
Rome	68%	93%	58%	30%	2%	10%	88%	94%	96%	0%	7%	9%
Rome Sport	89%	92%	67%	11%	7%	22%	76%	109%	69%	3%	30%	33%
Spartan	93%	86%	81%	13%	5%	15%	75%	71%	123%	9%	15%	2%
Stayman	42%	63%	50%	15%	26%	35%	81%	100%	74%	13%	9%	13%
York	71%	71%	59%	13%	15%	29%	100%	103%	86%	17%	17%	17%
Other Varieties	75%	57%	60%	12%	22%	18%	71%	62%	62%	16%	23%	18%

Note: Remaining Holdings is a cumulative metric for the current month while Movement Rate is a monthly snapshot for the previous month. The first will tell users if they are ahead or behind total disposition compared to the same time last year/five-year average. The second will tell users if last month's disposition was faster or slower than the disposition in the same month the previous year/five-year average.

Figure 1: U.S. Fresh Apple Exports

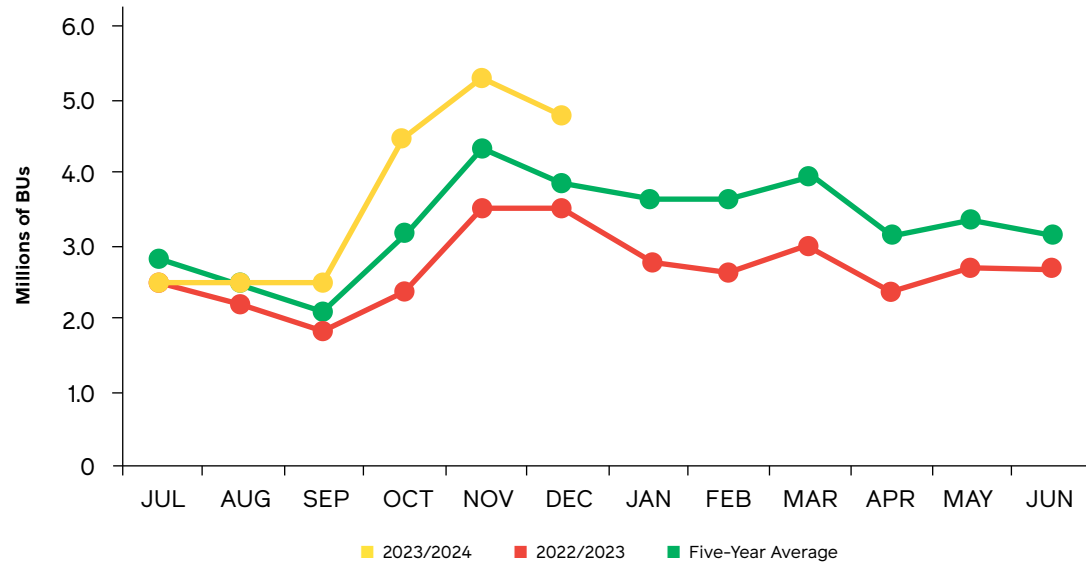


Figure 2: U.S. Fresh Apple Imports

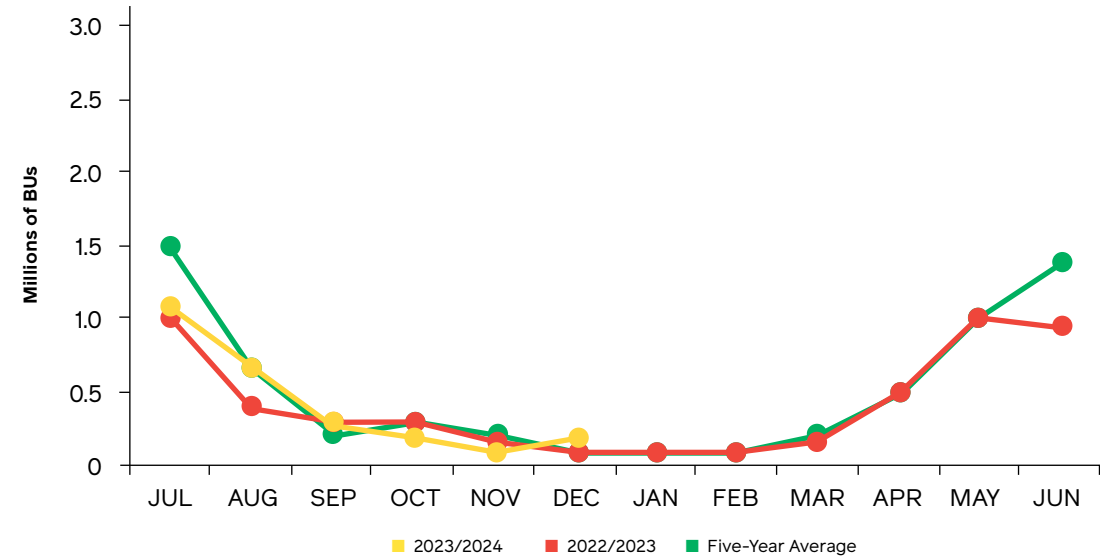


Figure 3: U.S. Fresh Apple Net Trade: Crop YTD

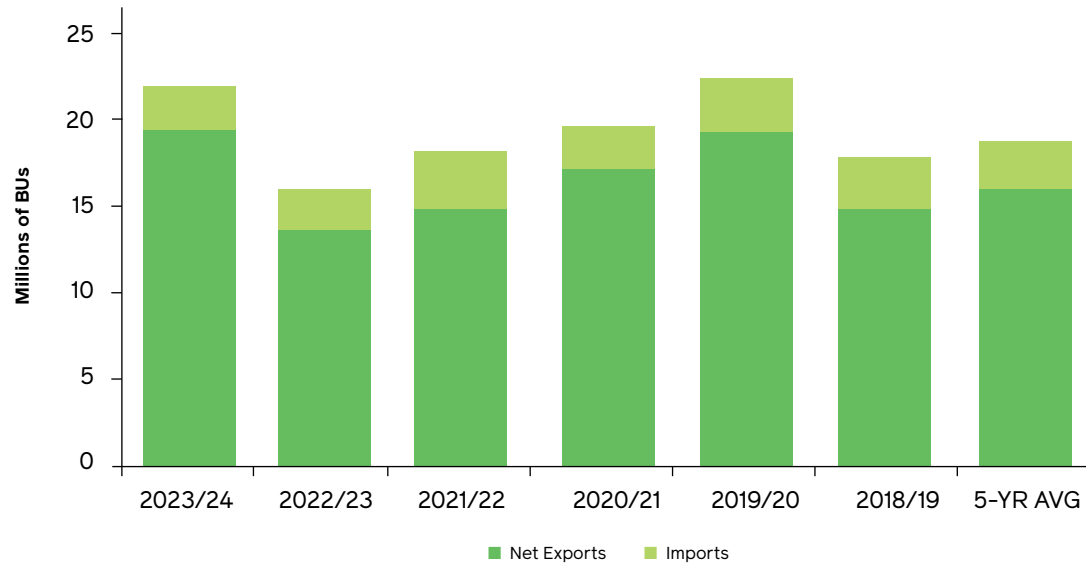
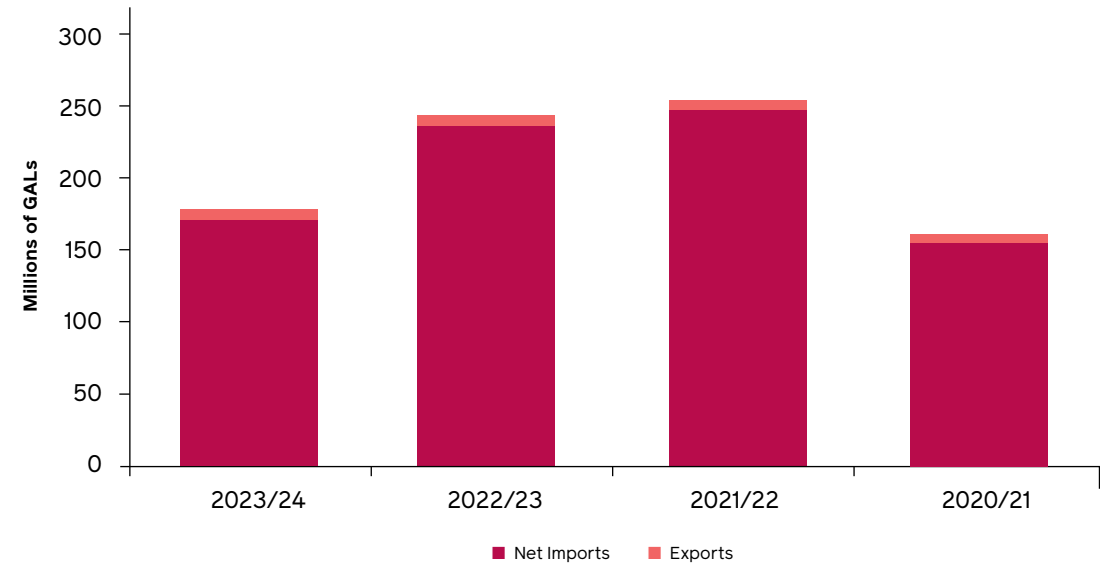


Figure 4: U.S. Apple Juice Concentrate Net Trade: Crop YTD



Sources: USDA, Foreign Agricultural Service, USApple
 Notes: Five-year average does not include current crop year (July-June). Trade data lags by two months.

Table 14: European Apple Holdings: Country Summary

JANUARY 2024	2023/24	2022/23	5-YR AVERAGE	MOVEMENT (PRIOR MO.)
Total Europe	202,147,813	211,810,337	218,991,472	(23,127,620)
Austria	4,432,136	5,839,337	5,035,556	(436,017)
Belgium	4,724,291	4,275,695	5,641,043	(2,090,604)
Czech Republic	1,955,288	2,784,750	2,420,841	(373,421)
Denmark	352,004	445,648	444,052	(113,590)
France	33,391,280	29,374,724	31,152,740	(4,182,479)
Germany	14,077,601	18,054,263	16,988,046	(2,392,485)
Italy	63,815,884	60,913,173	63,911,020	(8,628,230)
Poland	57,477,593	66,086,109	66,296,073	(6,823,824)
Spain	-	-	#DIV/0!	(944,210)
Switzerland	9,930,703	8,433,282	10,764,562	(363,605)
The Netherlands	2,625,702	2,835,509	3,018,986	(831,929)
United Kingdom	5,312,557	6,869,543	7,677,361	N/A

Source: The World Apple and Pear Association
 Note: Data reported in 42-pound bushels. The difference between the 2021/22 country and variety totals are holdings in Slovakia.

Table 15: European Apple Holdings: Variety Summary

JANUARY 2024	2023/24	2022/23	5-YR AVERAGE	MOVEMENT (PRIOR MO.)
Total Varieties	202,147,813	211,810,337	219,075,578	(23,127,620)
Annurca	472,419	524,910	551,155	(577,400)
Boskoop	641,833	936,667	903,340	(383,979)
Braeburn	5,712,884	6,886,223	7,292,006	N/A
Bramley	196,684	431,581	1,412,259	N/A
Cameo	158,050	290,170	202,458	N/A
Cortland	-	-	-	-
Cox Orange	10,603	186,553	218,173	N/A
Cripps Pink	12,581,892	11,428,974	9,728,427	(1,235,037)
Elstar	5,019,586	7,608,849	6,755,982	(1,036,647)
Fuji	6,790,129	7,354,315	8,029,611	(1,228,129)
Gala	21,378,822	22,950,128	23,674,003	(2,128,867)
Gloster	1,052,129	1,542,604	3,354,280	(263,032)
Golden Delicious	53,848,985	44,372,657	51,657,086	(4,423,051)
Granny Smith	7,572,358	9,485,629	8,871,536	(1,021,772)
Holsteiner Cox	20,786	108,971	79,912	(24,986)
Idared	8,831,407	11,754,855	13,342,163	(1,084,320)
Jonagold	8,430,647	9,482,613	11,369,587	(1,834,311)
Jonagored	1,533,330	1,927,194	3,003,126	(303,837)
Jonathan	-	-	-	-
Lobo	-	-	-	-
Morgendurf/imperat	530,241	657,372	914,294	(231,237)
Pinova	5,153,131	5,000,827	4,028,709	(420,764)
Red Delicious	7,907,887	11,000,668	10,287,515	(1,411,469)
Red Jonaprince	11,731,551	16,076,086	11,119,591	(1,039,757)
Reinette	1,546,334	1,907,154	1,806,462	(410,340)
Shampion	4,768,383	5,343,789	7,154,664	(546,956)
Stayman	-	-	37,909	-
Spartan	-	-	9,133	-
Other Varieties	36,257,742	34,551,549	33,272,197	(4,092,515)

Source: The World Apple and Pear Association
 Note: Data reported in 42-pound bushels.

Table 16: U.S. Apple Holdings: Other Varieties Detail

FEBRUARY 2024	TOTAL	
	2023/24	2022/23
Total Other Varieties	9,560,196	9,105,865
Autumn Glory ®	N/A	N/A
EverCrisp ®	N/A	N/A
Jazz ®	N/A	N/A
Juici ®	N/A	N/A
Kanzi ®	N/A	N/A
Karma ®	N/A	N/A
KIKU ®	N/A	N/A
Koru ®	N/A	N/A
Lucy ®	N/A	N/A
Ludacrisp ®	N/A	N/A
Opal ®	N/A	N/A
Piñata ®	N/A	N/A
Rave ®	N/A	N/A
Rockit ®	N/A	N/A
RubyFrost ®	N/A	N/A
SnapDragon ®	N/A	N/A
SugarBee ®	N/A	N/A
SweeTango ®	N/A	N/A
Sweetie ®	N/A	N/A
WildTwist ® (R10-45)	N/A	N/A
Others Not Specified	N/A	N/A

Source: Managed brands via USApple.
Notes: Data reported in 42-pound bushels.

The varieties selected are only a few of the many managed brands available in the marketplace - data for additional varieties will be published as provided.

Prior to the 2023/24 season, Envy ® was included among the Other Varieties - it is now being reported separately in **Table 5**.



DISCLAIMER

While efforts have been made to ensure the accuracy and reliability of the information contained in this report, all information in this report is provided by the U.S. Apple Association (USApple) "as-is" with no guarantee of completeness, accuracy or timeliness and without warranty of any kind expressed or implied by USApple. Use of such information is voluntary, and reliance on it should only be undertaken after an independent review of its accuracy, completeness and applicability.

© 2024 U.S. Apple Association. Reproduction in whole or in part of the material contained herein is prohibited without prior permission from USApple.

For more information, contact the author of this report, Christopher Gerlach, Director, Industry Analytics at USApple: 7600 Leesburg Pike, Suite 400 East | Falls Church, VA 22043 | 703.442.8850 | usapple.org