

January 1 U.S. Holdings

Sponsored by



hazel®

112.2 Million Fresh-Market Holdings

UP
33% YOY

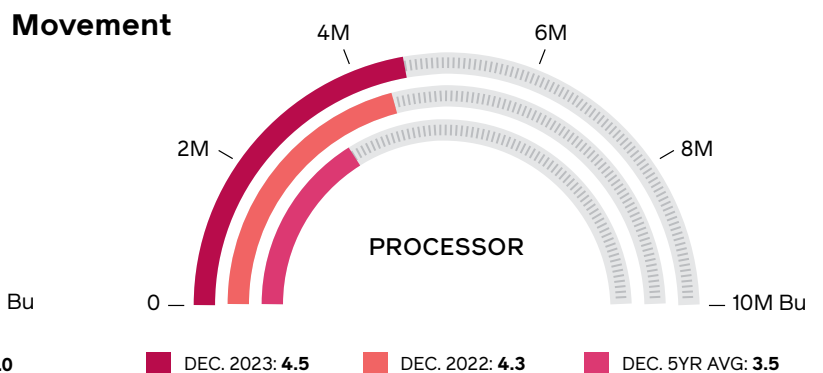
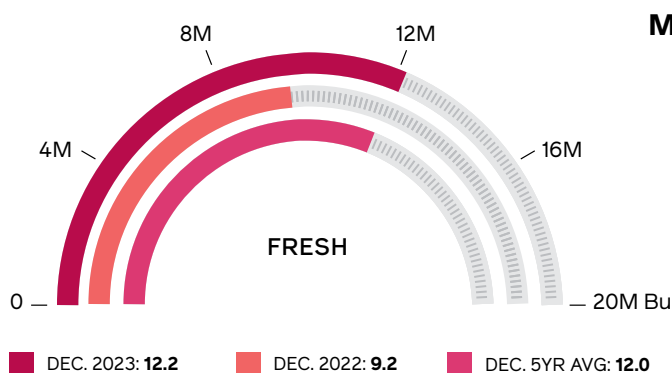
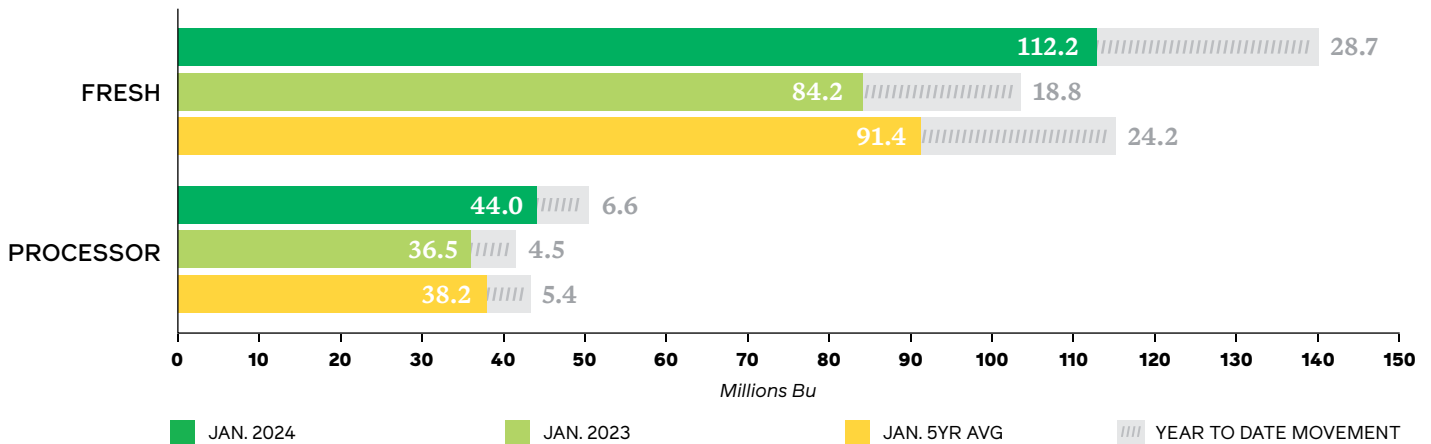
U.S. fresh apple holdings on January 1, 2024 totaled 112.2 million bushels, 33 percent more than the inventories reported last January and 23 percent more than the January five-year average.

44 Million Processing Apple Holdings

UP
20% YOY

U.S. processing apple holdings on January 1, 2024 totaled 44 million bushels, 20 percent more than the inventories reported last January and 15 percent more than the January five-year average.

Holdings



Tables & Figures

TABLES

Table 1:	USAppleTracker Summary.....	2
Table 2:	U.S. Apple Holdings: State Summary.....	3
Table 3:	U.S. Apple Holdings: Variety Summary.....	3
Table 4:	U.S. Apple Holdings: State History.....	4
Table 5:	U.S. Apple Holdings: Variety History.....	4
Table 6:	U.S. Apple Holdings: Total Detail.....	5
Table 7:	U.S. Apple Holdings: Fresh Detail.....	6
Table 8:	U.S. Apple Holdings: Processing Detail.....	7
Table 9:	U.S. Apple Movement: State Summary.....	8
Table 10:	U.S. Apple Movement: Variety Summary.....	8
Table 11:	U.S. Apple Movement: State History.....	9
Table 12:	U.S. Apple Movement: Variety History.....	9
Table 13:	U.S. Apple Performance: Variety Detail.....	10
Table 14:	European Apple Holdings: Country Summary.....	12
Table 15:	European Apple Holdings: Variety Summary.....	12
Table 16:	U.S. Apple Holdings: Other Varieties Detail.....	13

FIGURES

Figure 1:	U.S. Fresh Apple Exports.....	11
Figure 2:	U.S. Fresh Apple Imports.....	11
Figure 3:	U.S. Fresh Apple Net Trade: Crop YTD.....	11
Figure 4:	U.S. Apple Juice Concentrate Net Trade: Crop YTD.....	11

Table 1:
USAppleTracker
Summary
(Millions of 42-lb Bushels)

JANUARY 2024		2023/24	2022/23	5-YR AVERAGE
Total Holdings		156.2	120.8	129.6
By Use	Fresh	112.2	84.2	91.4
	Processing	44.0	36.5	38.2
By Storage Type	Regular	35.4	26.3	27.5
	CA	120.9	94.4	102.1
Total Movement (prior month)		(16.7)	(13.4)	(15.5)
By Use	Fresh	(12.2)	(9.2)	(12.0)
	Processing	(4.5)	(4.3)	(3.5)
By Storage Type	Regular	(5.2)	(3.9)	(4.4)
	CA	(11.5)	(9.6)	(11.1)

Table 2: U.S. Apple Holdings: State Summary (42-lb Bushels)

JANUARY 2024	TOTAL		FRESH		PROCESSING	
	REGULAR	CONTROLLED ATMOSPHERE	REGULAR	CONTROLLED ATMOSPHERE	REGULAR	CONTROLLED ATMOSPHERE
United States	35,360,964	120,884,070	24,226,173	88,019,372	11,134,791	32,864,698
California	87,005	251,748	27,058	168,698	59,948	83,050
Connecticut	28,661	45,570	26,735	38,094	1,926	7,476
Idaho	211,427	196,101	156,577	146,946	54,851	49,155
Indiana	25,868	13,743	23,443	0	2,425	13,743
Maryland	193,179	288,124	163,753	137,880	29,426	150,244
Massachusetts	39,114	7,320	39,114	7,320	0	0
Michigan	1,630,000	8,445,800	681,000	5,373,800	949,000	3,072,000
North Carolina	352,339	267,449	85,705	89,327	266,634	178,122
New Hampshire	3,240	245	1,580	245	1,660	0
New York	3,216,884	7,748,284	1,220,175	5,248,330	1,996,709	2,499,954
Ohio	12,773	16,274	12,773	14,323	0	1,951
Oregon	108,802	1,026,432	59,767	684,288	49,035	342,144
Pennsylvania	2,327,448	3,103,159	199,889	1,468,103	2,127,559	1,635,055
Virginia	283,655	1,273,079	168,479	213,929	115,176	1,059,150
Washington	26,800,801	97,998,246	21,325,745	74,289,493	5,475,056	23,708,754
West Virginia	12,934	137,830	12,934	80,030	(0)	57,800
Other States	26,833	64,666	21,445	58,566	5,388	6,100

Other States include Delaware, Maine, Utah, Wisconsin and any other suppressed (S) state data.

Table 3: U.S. Apple Holdings: Variety Summary (42-lb Bushels)

JANUARY 2024	TOTAL		FRESH		PROCESSING	
	REGULAR	CONTROLLED ATMOSPHERE	REGULAR	CONTROLLED ATMOSPHERE	REGULAR	CONTROLLED ATMOSPHERE
Total Varieties	35,360,964	120,884,070	24,226,173	88,019,372	11,134,791	32,864,698
Ambrosia	1,095,742	1,746,957	921,495	1,443,270	174,247	303,687
Cortland	227,479	206,837	68,278	89,256	159,201	117,581
Cosmic Crisp ®	3,037,861	5,563,091	2,646,181	4,250,962	391,680	1,312,129
Empire	330,152	945,387	126,951	662,010	203,201	283,377
Envy ®	1,557,443	1,458,748	1,405,344	1,293,704	152,099	165,044
Fuji	3,757,910	11,258,543	3,056,165	8,885,207	701,745	2,373,336
Gala	2,117,768	20,171,400	1,564,696	16,382,505	553,072	3,788,896
Golden Delicious	2,508,142	7,053,023	1,099,185	3,719,963	1,408,957	3,333,060
Granny Smith	3,503,244	15,001,623	2,562,262	11,854,258	940,982	3,147,365
Honeycrisp	4,442,714	19,322,501	3,086,807	12,443,613	1,355,907	6,878,889
Idared	410,632	1,079,111	13,894	78,227	396,738	1,000,885
Jonathan	35,290	167,779	5,097	80,063	30,193	87,716
McIntosh	651,952	1,081,355	327,622	635,433	324,330	445,922
Mutsu/Crispin	129,251	213,992	10,595	38,815	118,656	175,178
Newtown Pippin	51,428	66,400	500	46,902	50,928	19,498
Pink Lady/Cripps Pink	4,258,399	4,842,021	3,572,698	3,771,379	685,702	1,070,642
Red Delicious	2,826,963	19,687,445	2,113,777	16,430,791	713,185	3,256,654
Rome	819,281	1,643,748	80,823	98,278	738,458	1,545,470
Rome Sport	27,162	14,881	18,826	14,881	8,336	0
Spartan	9,008	132,797	9,008	128,214	0	4,584
Stayman	68,173	25,614	9,355	1,384	58,818	24,230
York	558,736	1,081,053	932	48,639	557,804	1,032,414
Other Varieties	2,936,235	8,119,762	1,525,684	5,621,619	1,410,551	2,498,143

Table 4:
U.S. Apple Holdings:
State History
(42-lb Bushels)

JANUARY 2024	TOTAL			FRESH			PROCESSING		
	2023/24	2022/23	5-YR AVERAGE	2023/24	2022/23	5-YR AVERAGE	2023/24	2022/23	5-YR AVERAGE
United States	156,245,034	120,768,632	129,610,226	112,245,545	84,220,275	91,443,816	43,999,489	36,548,357	38,166,410
California	338,754	155,845	242,634	195,756	70,459	126,793	142,998	85,386	115,841
Connecticut	74,231	38,918	42,192	64,829	35,496	37,592	9,402	3,422	4,601
Idaho	407,528	166,496	281,269	303,522	166,496	234,569	104,005	0	46,700
Indiana	39,611	35,784	38,725	23,443	23,134	24,509	16,168	12,650	14,216
Maryland	481,303	317,574	344,161	301,633	172,968	258,553	179,670	144,606	85,607
Massachusetts	46,434	40,305	62,345	46,434	39,805	60,966	0	500	1,379
Michigan	10,075,800	9,997,000	7,450,000	6,054,800	5,728,000	3,778,800	4,021,000	4,269,000	3,671,200
North Carolina	619,788	426,360	388,265	175,032	103,391	86,755	444,756	322,969	301,510
New Hampshire	3,485	2,810	15,801	1,825	2,650	15,267	1,660	160	534
New York	10,965,168	8,786,042	10,009,682	6,468,505	5,070,612	5,442,349	4,496,663	3,715,430	4,567,333
Ohio	29,047	22,979	60,170	27,096	21,452	54,589	1,951	1,527	5,581
Oregon	1,135,234	1,708,630	1,078,686	744,055	1,321,372	841,971	391,179	387,258	236,716
Pennsylvania	5,430,607	5,134,736	4,777,928	1,667,993	1,387,864	1,304,010	3,762,614	3,746,871	3,473,918
Virginia	1,556,734	1,549,763	1,914,196	382,408	300,102	328,154	1,174,326	1,249,660	1,586,042
Washington	124,799,048	91,971,256	102,522,973	95,615,238	69,567,753	78,689,701	29,183,810	22,403,502	23,833,271
West Virginia	150,764	257,672	283,875	92,964	72,736	79,673	57,800	184,936	204,202
Other States	91,499	156,463	97,323	80,011	135,983	79,565	11,488	20,480	17,758

Other States include Delaware, Maine, Utah, Wisconsin and any other suppressed (S) state data.

Table 5:
U.S. Apple Holdings:
Variety History
(42-lb Bushels)

JANUARY 2024	TOTAL			FRESH			PROCESSING		
	2023/24	2022/23	5-YR AVERAGE	2023/24	2022/23	5-YR AVERAGE	2023/24	2022/23	5-YR AVERAGE
Total Varieties	156,245,034	120,768,632	129,610,226	112,245,545	84,220,275	91,443,816	43,999,489	36,548,357	38,166,410
Ambrosia	2,842,699	1,829,765	1,444,305	2,364,765	1,426,765	1,170,672	477,934	403,001	273,634
Cortland	434,316	479,299	479,299	479,299	177,534	210,840	276,782	229,064	268,460
Cosmic Crisp ®	8,600,952	6,710,609	2,457,610	6,897,143	5,145,847	1,931,705	1,703,810	1,564,762	525,905
Empire	1,275,539	1,505,325	1,415,594	788,961	964,577	1,028,514	486,577	540,748	387,080
Envy ®	3,016,190	0	0	2,699,048	0	0	317,143	0	0
Fuji	15,016,453	12,865,726	14,846,290	11,941,372	10,235,534	11,721,818	3,075,081	2,630,192	3,124,471
Gala	22,289,169	21,199,127	22,533,647	17,947,201	17,576,854	18,427,064	4,341,968	3,622,274	4,106,584
Golden Delicious	9,561,165	7,025,918	8,673,559	4,819,148	3,440,583	4,491,904	4,742,017	3,585,335	4,181,655
Granny Smith	18,504,867	11,600,051	13,904,460	14,416,520	8,992,045	10,595,105	4,088,347	2,608,006	3,309,356
Honeycrisp	23,765,215	14,520,725	15,328,337	15,530,420	8,115,969	9,102,639	8,234,796	6,404,756	6,225,698
Idared	1,489,743	1,496,198	2,009,075	92,120	129,439	123,840	1,397,623	1,366,760	1,885,234
Jonathan	203,069	210,169	230,084	85,160	65,032	88,540	117,909	145,137	141,543
McIntosh	1,733,307	1,751,922	1,931,240	963,055	975,934	1,304,360	770,252	775,988	626,880
Mutsu/Crispin	343,243	302,636	368,090	49,409	52,785	54,461	293,834	249,851	313,629
Newtown Pippin	117,828	89,757	103,058	47,402	27,184	37,652	70,427	62,572	65,406
Pink Lady/Cripps Pink	9,100,420	7,134,852	6,835,691	7,344,077	5,631,741	5,541,060	1,756,344	1,503,112	1,294,631
Red Delicious	22,514,408	15,841,040	22,417,299	18,544,569	12,769,132	18,463,913	3,969,839	3,071,908	3,953,386
Rome	2,463,029	2,324,491	2,947,708	179,101	187,680	200,496	2,283,928	2,136,811	2,747,213
Rome Sport	42,043	79,492	91,528	33,707	34,348	32,546	8,336	45,144	58,982
Spartan	141,805	139,457	128,764	137,221	135,871	121,174	4,584	3,586	7,590
Stayman	93,787	107,773	123,237	10,739	15,607	18,590	83,047	92,166	104,648
York	1,639,790	1,647,676	1,692,415	49,571	38,785	43,968	1,590,219	1,608,891	1,648,447
Other Varieties	11,055,998	11,722,317	9,236,933	7,147,304	7,883,966	6,410,138	3,908,694	3,838,351	2,826,795

Table 6: U.S. Apple Holdings: Total Detail (42-lb Bushels)

Other States include Delaware, Maine, Utah, Wisconsin and any other suppressed (S) state data.

JANUARY 2024	STORAGE TYPE	US	CA	CT	ID	IN	MD	MA	MI	NC	NH	NY	OH	OR	PA	VA	WA	WV	OTHER STATES
Ambrosia	Total	2,842,699	0	0	0	0	0	0	0	0	0	61,801	0	0	49,586	0	2,730,476	0	836
	CA	1,746,957	0	0	0	0	0	0	0	0	0	59,085	0	0	49,586	0	1,638,286	0	0
Cortland	Total	434,316	0	4,245	0	0	25	4,539	0	0	450	401,673	258	0	686	13,439	0	3,234	5,768
	CA	206,837	0	1,242	0	0	0	0	0	0	0	188,180	97	0	647	13,439	0	3,234	0
Cosmic Crisp ®	Total	8,600,952	0	0	0	0	0	0	0	0	0	0	0	0	0	0	8,600,952	0	0
	CA	5,563,091	0	0	0	0	0	0	0	0	0	0	0	0	0	0	5,563,091	0	0
Empire	Total	1,275,539	13,662	12,893	0	0	0	466	308,800	11,722	100	908,545	355	0	10,244	3,902	0	4,850	0
	CA	945,387	13,662	8,792	0	0	0	0	241,800	11,722	0	662,173	290	0	3,046	3,902	0	0	0
Envy ®	Total	3,016,190	0	0	0	0	0	0	0	0	0	0	0	0	0	0	3,016,190	0	0
	CA	1,458,748	0	0	0	0	0	0	0	0	0	0	0	0	0	0	1,458,748	0	0
Fuji	Total	15,016,453	5,659	2,317	94,173	0	57,160	197	654,000	17,973	80	725,327	645	195,289	381,593	29,548	12,836,190	6,467	9,834
	CA	11,258,543	5,659	1,858	0	0	5,856	0	467,000	5,255	80	521,265	323	163,608	297,413	15,275	9,761,884	3,234	9,834
Gala	Total	22,289,169	58,625	1,067	1,736	16,168	32,274	1,218	2,143,000	30,476	100	1,271,798	3,112	142,810	389,734	25,763	18,140,000	4,042	27,246
	CA	20,171,400	58,625	0	1,736	13,743	29,486	0	2,037,000	21,826	0	1,107,524	1,177	140,640	297,670	18,363	16,415,930	4,042	23,638
Golden Delicious	Total	9,561,165	130,958	2,938	22,146	0	137,679	0	1,214,000	178,262	20	654,207	9,579	0	1,486,928	361,653	5,339,048	21,018	2,728
	CA	7,053,023	130,958	2,040	21,646	0	106,466	0	1,010,000	77,566	0	457,722	6,741	0	791,075	311,461	4,116,329	21,018	0
Granny Smith	Total	18,504,867	0	223	23,934	1,617	5,498	0	0	19,081	0	204,222	2,693	78,513	123,084	35,808	18,007,619	0	2,574
	CA	15,001,623	0	196	0	0	5,312	0	0	0	0	181,407	1,161	66,384	83,248	24,645	14,636,695	0	2,574
Honeycrisp	Total	23,765,215	0	0	0	0	38	5,021	1,247,000	0	110	521,793	887	373,952	21,989	1,401	21,570,476	0	22,548
	CA	19,322,501	0	0	0	0	0	1,617	1,108,000	0	0	435,019	0	354,144	11,572	0	17,392,307	0	19,842
Idared	Total	1,489,743	0	7,864	0	0	30,814	0	475,000	0	0	806,164	484	0	120,894	48,524	0	0	0
	CA	1,079,111	0	6,636	0	0	30,814	0	398,000	0	0	595,114	339	0	0	48,208	0	0	0
Jonathan	Total	203,069	0	0	1,623	0	0	4,042	158,000	0	0	28,242	0	0	11,064	97	0	0	0
	CA	167,779	0	0	1,623	0	0	4,042	127,000	0	0	28,242	0	0	6,871	0	0	0	0
McIntosh	Total	1,733,307	0	15,298	0	0	0	24,248	456,000	1,617	430	1,225,969	935	0	4,889	2,541	0	0	1,380
	CA	1,081,355	0	11,132	0	0	0	18	407,000	1,617	165	657,463	258	0	1,215	2,487	0	0	0
Mutsu/ Crispin	Total	343,243	0	561	0	0	148	0	0	0	260	280,590	258	0	57,469	3,957	0	0	0
	CA	213,992	0	392	0	0	0	0	0	0	0	208,074	145	0	1,840	3,541	0	0	0
Newtown Pippin	Total	117,828	93,773	0	0	0	0	0	0	16,168	0	1,340	0	0	1,293	5,255	0	0	0
	CA	66,400	42,844	0	0	0	0	0	0	16,168	0	840	0	0	1,293	5,255	0	0	0
Pink Lady/ Cripps Pink	Total	9,100,420	36,077	5,747	36,365	0	23,757	1,617	33,000	31,741	10	102,484	0	72,546	101,833	98,401	8,512,381	44,461	0
	CA	4,842,021	0	4,600	0	0	0	1,617	8,000	23,443	0	71,399	0	65,040	71,628	86,243	4,465,590	44,461	0
Red Delicious	Total	22,514,408	0	2,259	190,661	12,934	74,496	2,916	1,263,000	30,242	0	976,026	2,596	214,697	396,774	210,753	19,070,476	57,800	8,778
	CA	19,687,445	0	98	168,660	0	55,606	27	1,060,000	11,810	0	721,113	1,951	206,160	363,852	88,503	16,943,087	57,800	8,778
Rome	Total	2,463,029	0	0	32,469	7,275	14,860	0	493,000	234,748	0	873,035	0	0	546,690	260,951	0	0	0
	CA	1,643,748	0	0	0	0	10,960	0	457,000	68,970	0	529,606	0	0	343,701	233,511	0	0	0
Rome Sport	Total	42,043	0	0	1,984	0	0	0	0	16,261	0	11,320	0	0	8,436	0	0	4,042	0
	CA	14,881	0	0	0	0	0	0	0	0	0	10,840	0	0	0	0	0	4,042	0
Spartan	Total	141,805	0	0	0	0	0	0	0	12,126	0	116,555	0	0	11,132	1,992	0	0	0
	CA	132,797	0	0	0	0	0	0	0	12,126	0	112,548	0	0	6,132	1,992	0	0	0
Stayman	Total	93,787	0	243	0	1,617	44	0	0	0	0	6,821	0	0	58,674	22,347	0	4,042	0
	CA	25,614	0	0	0	0	0	0	0	0	0	4,904	0	0	647	20,063	0	0	0
York	Total	1,639,790	0	0	0	0	67,762	0	0	9,701	0	64,175	0	0	1,242,452	254,891	0	808	0
	CA	1,081,053	0	0	0	0	43,424	0	0	9,701	0	64,175	0	0	722,820	240,934	0	0	0
Others	Total	11,055,998	0	18,576	2,435	0	36,748	2,170	1,631,000	9,671	1,925	1,723,081	7,244	57,427	405,162	175,513	6,975,238	0	9,808
	CA	8,119,762	0	8,584	2,435	0	200	0	1,125,000	7,246	0	1,131,591	3,792	30,456	48,901	155,257	5,606,299	0	0
Total Varieties	Total	156,245,034	338,754	74,231	407,528	39,611	481,303	46,434	10,075,800	619,788	3,485	10,965,168	29,047	1,135,234	5,430,607	1,556,734	124,799,048	150,764	91,499
	CA	120,884,070	251,748	45,570	196,101	13,743	288,124	7,320	8,445,800	267,449	245	7,748,284	16,274	1,026,432	3,103,159	1,273,079	97,998,246	137,830	64,666

Table 7: U.S. Apple Holdings: Fresh Detail (42-lb Bushels)

Other States include Delaware, Maine, Utah, Wisconsin and any other suppressed (S) state data.

JANUARY 2024	STORAGE TYPE	US	CA	CT	ID	IN	MD	MA	MI	NC	NH	NY	OH	OR	PA	VA	WA	WV	OTHER STATES
Ambrosia	Total	2,364,765	0	0	0	0	0	0	0	0	0	19,257	0	0	49,586	0	2,295,238	0	684
	CA	1,443,270	0	0	0	0	0	0	0	0	0	16,541	0	0	49,586	0	1,377,143	0	0
Cortland	Total	157,534	0	3,678	0	0	25	4,539	0	0	230	139,116	258	0	686	0	0	3,234	5,768
	CA	89,256	0	836	0	0	0	0	0	0	0	84,443	97	0	647	0	0	3,234	0
Cosmic Crisp ®	Total	6,897,143	0	0	0	0	0	0	0	0	0	0	0	0	0	0	6,897,143	0	0
	CA	4,250,962	0	0	0	0	0	0	0	0	0	0	0	0	0	0	4,250,962	0	0
Empire	Total	788,961	4,769	12,893	0	0	0	466	6,800	8,892	100	742,434	355	0	4,867	2,534	0	4,850	0
	CA	662,010	4,769	8,792	0	0	0	0	3,800	8,892	0	629,885	290	0	3,046	2,534	0	0	0
Envy ®	Total	2,699,048	0	0	0	0	0	0	0	0	0	0	0	0	0	0	2,699,048	0	0
	CA	1,293,704	0	0	0	0	0	0	0	0	0	0	0	0	0	0	1,293,704	0	0
Fuji	Total	11,941,372	0	2,317	77,903	0	51,304	197	613,000	15,266	80	659,479	645	124,029	280,233	21,453	10,080,952	6,467	8,046
	CA	8,885,207	0	1,858	0	0	0	0	430,000	4,042	80	486,453	323	109,072	262,558	11,335	7,568,207	3,234	8,046
Gala	Total	17,947,201	45,096	1,067	1,736	0	32,274	1,218	2,021,000	27,423	100	1,187,656	3,112	95,454	309,820	21,960	14,174,286	0	24,998
	CA	16,382,505	45,096	0	1,736	0	29,486	0	1,944,000	20,210	0	1,066,758	1,177	93,760	289,726	14,620	12,854,545	0	21,390
Golden Delicious	Total	4,819,148	91,348	2,938	16,735	0	79,706	0	357,000	6,830	20	97,375	9,579	0	385,665	67,750	3,680,952	21,018	2,232
	CA	3,719,963	91,348	2,040	16,235	0	48,493	0	315,000	1,617	0	82,615	6,741	0	305,804	36,994	2,792,060	21,018	0
Granny Smith	Total	14,416,520	0	215	23,026	1,617	5,498	0	0	18,075	0	116,295	2,693	49,667	70,062	30,122	14,097,143	0	2,106
	CA	11,854,258	0	196	0	0	5,312	0	0	0	0	114,003	1,161	44,256	67,138	19,902	11,600,183	0	2,106
Honeycrisp	Total	15,530,420	0	0	0	0	38	5,021	1,169,000	0	110	436,043	887	242,214	21,729	1,401	13,631,429	0	22,548
	CA	12,443,613	0	0	0	0	0	1,617	1,062,000	0	0	406,684	0	236,096	11,572	0	10,705,802	0	19,842
Idared	Total	92,120	0	283	0	0	0	0	48,000	0	0	43,288	484	0	0	66	0	0	0
	CA	78,227	0	0	0	0	0	0	42,000	0	0	35,888	339	0	0	0	0	0	0
Jonathan	Total	85,160	0	0	0	0	0	4,042	52,000	0	0	22,150	0	0	6,871	97	0	0	0
	CA	80,063	0	0	0	0	0	4,042	47,000	0	0	22,150	0	0	6,871	0	0	0	0
McIntosh	Total	963,055	0	14,984	0	0	0	24,248	223,000	1,213	230	692,123	935	0	4,889	54	0	0	1,380
	CA	635,433	0	10,894	0	0	0	18	211,000	1,213	165	410,670	258	0	1,215	0	0	0	0
Mutsu/ Crispin	Total	49,409	0	561	0	0	148	0	0	0	260	45,739	258	0	2,027	416	0	0	0
	CA	38,815	0	392	0	0	0	0	0	0	0	36,437	145	0	1,840	0	0	0	0
Newtown Pippin	Total	47,402	27,485	0	0	0	0	0	0	12,934	0	1,340	0	0	1,293	4,349	0	0	0
	CA	46,902	27,485	0	0	0	0	0	0	12,934	0	840	0	0	1,293	4,349	0	0	0
Pink Lady/ Cripps Pink	Total	7,344,077	27,058	5,747	32,758	0	23,757	1,617	18,000	24,466	10	98,312	0	48,513	78,139	84,749	6,900,952	0	0
	CA	3,771,379	0	4,600	0	0	0	1,617	8,000	16,168	0	67,906	0	43,360	71,628	74,091	3,484,009	0	0
Red Delicious	Total	18,544,569	0	2,259	149,380	12,934	73,479	2,916	961,000	23,462	0	736,439	645	143,118	380,023	136,561	15,866,667	48,503	7,182
	CA	16,430,791	0	98	128,975	0	54,589	27	888,000	6,467	0	599,006	0	137,440	347,801	47,900	14,164,803	48,503	7,182
Rome	Total	179,101	0	0	0	7,275	0	0	15,000	0	0	153,660	0	0	2,150	1,015	0	0	0
	CA	98,278	0	0	0	0	0	0	10,000	0	0	87,470	0	0	808	0	0	0	0
Rome Sport	Total	33,707	0	0	1,984	0	0	0	0	16,261	0	11,320	0	0	100	0	0	4,042	0
	CA	14,881	0	0	0	0	0	0	0	0	0	10,840	0	0	0	0	0	4,042	0
Spartan	Total	137,221	0	0	0	0	0	0	0	8,084	0	116,555	0	0	11,132	1,450	0	0	0
	CA	128,214	0	0	0	0	0	0	0	8,084	0	112,548	0	0	6,132	1,450	0	0	0
Stayman	Total	10,739	0	243	0	1,617	44	0	0	0	0	2,037	0	0	1,279	1,479	0	4,042	0
	CA	1,384	0	0	0	0	0	0	0	0	0	120	0	0	647	618	0	0	0
York	Total	49,571	0	0	0	0	0	0	0	9,701	0	35,569	0	0	3,234	259	0	808	0
	CA	48,639	0	0	0	0	0	0	0	9,701	0	35,569	0	0	3,234	136	0	0	0
Others	Total	7,147,304	0	17,644	0	0	35,360	2,170	571,000	2,425	685	1,112,319	7,244	41,060	54,207	6,693	5,291,429	0	5,068
	CA	5,621,619	0	8,388	0	0	0	0	413,000	0	0	941,504	3,792	20,304	36,557	0	4,198,074	0	0
Total Varieties	Total	112,245,545	195,756	64,829	303,522	23,443	301,633	46,434	6,054,800	175,032	1,825	6,468,505	27,096	744,055	1,667,993	382,408	95,615,238	92,964	80,011
	CA	88,019,372	168,698	38,094	146,946	0	137,880	7,320	5,373,800	89,327	245	5,248,330	14,323	684,288	1,468,103	213,929	74,289,493	80,030	58,566

Table 8: U.S. Apple Holdings: Processing Detail (42-lb Bushels)

Other States include Delaware, Maine, Utah, Wisconsin and any other suppressed (S) state data.

JANUARY 2024	STORAGE TYPE	US	CA	CT	ID	IN	MD	MA	MI	NC	NH	NY	OH	OR	PA	VA	WA	WV	OTHER STATES
Ambrosia	Total	477,934	0	0	0	0	0	0	0	0	0	42,544	0	0	0	0	435,238	0	152
	CA	303,687	0	0	0	0	0	0	0	0	0	42,544	0	0	0	0	261,143	0	0
Cortland	Total	276,782	0	567	0	0	0	0	0	0	220	262,557	0	0	0	13,439	0	0	0
	CA	117,581	0	406	0	0	0	0	0	0	0	103,736	0	0	0	13,439	0	0	0
Cosmic Crisp ®	Total	1,703,810	0	0	0	0	0	0	0	0	0	0	0	0	0	0	1,703,810	0	0
	CA	1,312,129	0	0	0	0	0	0	0	0	0	0	0	0	0	0	1,312,129	0	0
Empire	Total	486,577	8,892	0	0	0	0	0	302,000	2,829	0	166,111	0	0	5,377	1,368	0	0	0
	CA	283,377	8,892	0	0	0	0	0	238,000	2,829	0	32,287	0	0	0	1,368	0	0	0
Envy ®	Total	317,143	0	0	0	0	0	0	0	0	0	0	0	0	0	0	317,143	0	0
	CA	165,044	0	0	0	0	0	0	0	0	0	0	0	0	0	0	165,044	0	0
Fuji	Total	3,075,081	5,659	0	16,270	0	5,856	0	41,000	2,707	0	65,848	0	71,260	101,360	8,095	2,755,238	0	1,788
	CA	2,373,336	5,659	0	0	0	5,856	0	37,000	1,213	0	34,812	0	54,536	34,855	3,940	2,193,677	0	1,788
Gala	Total	4,341,968	13,529	0	0	16,168	0	0	122,000	3,053	0	84,142	0	47,356	79,914	3,802	3,965,714	4,042	2,248
	CA	3,788,896	13,529	0	0	13,743	0	0	93,000	1,617	0	40,766	0	46,880	7,944	3,743	3,561,385	4,042	2,248
Golden Delicious	Total	4,742,017	39,611	0	5,412	0	57,973	0	857,000	171,433	0	556,833	0	0	1,101,263	293,903	1,658,095	0	496
	CA	3,333,060	39,611	0	5,412	0	57,973	0	695,000	75,949	0	375,107	0	0	485,272	274,467	1,324,269	0	0
Granny Smith	Total	4,088,347	0	8	908	0	0	0	0	1,005	0	87,927	0	28,846	53,022	5,686	3,910,476	0	468
	CA	3,147,365	0	0	0	0	0	0	0	0	0	67,404	0	22,128	16,110	4,743	3,036,511	0	468
Honeycrisp	Total	8,234,796	0	0	0	0	0	0	78,000	0	0	85,750	0	131,738	260	0	7,939,048	0	0
	CA	6,878,889	0	0	0	0	0	0	46,000	0	0	28,336	0	118,048	0	0	6,686,505	0	0
Idared	Total	1,397,623	0	7,581	0	0	30,814	0	427,000	0	0	762,875	0	0	120,894	48,458	0	0	0
	CA	1,000,885	0	6,636	0	0	30,814	0	356,000	0	0	559,226	0	0	0	48,208	0	0	0
Jonathan	Total	117,909	0	0	1,623	0	0	0	106,000	0	0	6,093	0	0	4,193	0	0	0	0
	CA	87,716	0	0	1,623	0	0	0	80,000	0	0	6,093	0	0	0	0	0	0	0
McIntosh	Total	770,252	0	314	0	0	0	0	233,000	404	200	533,846	0	0	0	2,487	0	0	0
	CA	445,922	0	238	0	0	0	0	196,000	404	0	246,793	0	0	0	2,487	0	0	0
Mutsu/ Crispin	Total	293,834	0	0	0	0	0	0	0	0	0	234,851	0	0	55,442	3,541	0	0	0
	CA	175,178	0	0	0	0	0	0	0	0	0	171,637	0	0	0	3,541	0	0	0
Newtown Pippin	Total	70,427	66,288	0	0	0	0	0	0	3,234	0	0	0	0	0	905	0	0	0
	CA	19,498	15,359	0	0	0	0	0	0	3,234	0	0	0	0	0	905	0	0	0
Pink Lady/ Cripps Pink	Total	1,756,344	9,019	0	3,608	0	0	0	15,000	7,275	0	4,172	0	24,033	23,694	13,652	1,611,429	44,461	0
	CA	1,070,642	0	0	0	0	0	0	0	7,275	0	3,492	0	21,680	0	12,152	981,581	44,461	0
Red Delicious	Total	3,969,839	0	0	41,281	0	1,017	0	302,000	6,779	0	239,588	1,951	71,579	16,751	74,192	3,203,810	9,296	1,596
	CA	3,256,654	0	0	39,685	0	1,017	0	172,000	5,343	0	122,108	1,951	68,720	16,051	40,603	2,778,284	9,296	1,596
Rome	Total	2,283,928	0	0	32,469	0	14,860	0	478,000	234,748	0	719,375	0	0	544,540	259,935	0	0	0
	CA	1,545,470	0	0	0	0	10,960	0	447,000	68,970	0	442,136	0	0	342,893	233,511	0	0	0
Rome Sport	Total	8,336	0	0	0	0	0	0	0	0	0	0	0	8,336	0	0	0	0	0
	CA	0	0	0	0	0	0	0	0	0	0	0	0	0	0	0	0	0	0
Spartan	Total	4,584	0	0	0	0	0	0	0	4,042	0	0	0	0	0	542	0	0	0
	CA	4,584	0	0	0	0	0	0	0	4,042	0	0	0	0	0	542	0	0	0
Stayman	Total	83,047	0	0	0	0	0	0	0	0	0	4,784	0	0	57,395	20,868	0	0	0
	CA	24,230	0	0	0	0	0	0	0	0	0	4,784	0	0	0	19,445	0	0	0
York	Total	1,590,219	0	0	0	0	67,762	0	0	0	0	28,606	0	0	1,239,219	254,632	0	0	0
	CA	1,032,414	0	0	0	0	43,424	0	0	0	0	28,606	0	0	719,587	240,798	0	0	0
Others	Total	3,908,694	0	932	2,435	0	1,388	0	1,060,000	7,246	1,240	610,762	0	16,367	350,955	168,820	1,683,810	0	4,740
	CA	2,498,143	0	196	2,435	0	200	0	712,000	7,246	0	190,088	0	10,152	12,344	155,257	1,408,225	0	0
Total Varieties	Total	43,999,489	142,998	9,402	104,005	16,168	179,670	0	4,021,000	444,756	1,660	4,496,663	1,951	391,179	3,762,614	1,174,326	29,183,810	57,800	11,488
	CA	32,864,698	83,050	7,476	49,155	13,743	150,244	0	3,072,000	178,122	0	2,499,954	1,951	342,144	1,635,055	1,059,150	23,708,754	57,800	6,100

Table 9: U.S. Apple Movement: State Summary (42-lb Bushels)

DECEMBER 2023	TOTAL		FRESH		PROCESSING	
	REGULAR	CONTROLLED ATMOSPHERE	REGULAR	CONTROLLED ATMOSPHERE	REGULAR	CONTROLLED ATMOSPHERE
United States	(5,199,434)	(11,509,160)	(2,951,272)	(9,220,739)	(2,248,162)	(2,288,421)
California	(9,461)	(27,375)	(2,942)	(18,344)	(6,519)	(9,031)
Connecticut	(11,983)	(5,720)	(9,853)	(5,720)	(2,130)	0
Idaho	(37,053)	(21,324)	(29,123)	(15,979)	(7,929)	(5,345)
Indiana	(6,783)	(1,494)	(5,769)	0	(1,014)	(1,494)
Maryland	(59,109)	(1,858)	(36,097)	(6,018)	(23,012)	4,160
Massachusetts	(6,480)	(796)	(6,480)	(796)	0	0
Michigan	(898,000)	(686,200)	(324,000)	(687,200)	(574,000)	1,000
North Carolina	(38,314)	(29,083)	(9,320)	(9,713)	(28,994)	(19,369)
New Hampshire	(8,112)	(4,069)	(9,352)	(4,069)	1,240	0
New York	(1,372,002)	(1,631,208)	(330,766)	(462,294)	(1,041,237)	(1,168,914)
Ohio	(1,389)	(1,770)	(1,389)	(1,557)	0	(212)
Oregon	14,924	87,732	4,354	22,932	10,570	64,800
Pennsylvania	(240,254)	(300,344)	(47,855)	(287,037)	(192,399)	(13,307)
Virginia	(134,344)	(55,064)	(33,675)	(30,508)	(100,669)	(24,556)
Washington	(2,356,692)	(8,806,165)	(2,074,031)	(7,697,398)	(282,661)	(1,108,768)
West Virginia	(1,406)	(14,988)	(1,406)	(8,703)	(0)	(6,285)
Other States	(32,976)	(9,434)	(33,568)	(8,334)	592	(1,100)

Other States include Delaware, Maine, Utah, Wisconsin and any other suppressed (S) state data.

Table 10: U.S. Apple Movement: Variety Summary (42-lb Bushels)

DECEMBER 2023	TOTAL		FRESH		PROCESSING	
	REGULAR	CONTROLLED ATMOSPHERE	REGULAR	CONTROLLED ATMOSPHERE	REGULAR	CONTROLLED ATMOSPHERE
Total Varieties	(5,199,434)	(11,509,160)	(2,951,272)	(9,220,739)	(2,248,162)	(2,288,421)
Ambrosia	(68,346)	(101,090)	(71,013)	(100,464)	2,667	(626)
Cortland	(85,911)	(93,610)	(21,401)	(21,548)	(64,510)	(72,062)
Cosmic Crisp ®	(184,833)	(369,453)	(143,234)	(230,099)	(41,598)	(139,354)
Empire	(95,555)	(59,558)	(26,155)	(107,295)	(69,400)	47,737
Envy ®	(214,745)	(198,588)	(209,264)	(192,640)	(5,481)	(5,948)
Fuji	(712,078)	(1,394,639)	(499,522)	(1,187,392)	(212,556)	(207,248)
Gala	(310,826)	(2,189,274)	(291,306)	(2,376,302)	(19,520)	187,029
Golden Delicious	(531,632)	(719,633)	(131,184)	(340,969)	(400,448)	(378,664)
Granny Smith	(240,379)	(746,808)	(232,527)	(833,569)	(7,852)	86,761
Honeycrisp	(657,819)	(2,031,235)	(493,956)	(1,427,351)	(163,863)	(603,884)
Idared	(337,724)	(456,488)	(3,519)	283	(334,205)	(456,771)
Jonathan	(18,011)	(7,434)	(1,011)	(5,595)	(17,000)	(1,839)
McIntosh	(118,856)	(150,716)	(61,058)	(95,654)	(57,798)	(55,061)
Mutsu/Crispin	(73,957)	(106,383)	(3,000)	(1,540)	(70,957)	(104,843)
Newtown Pippin	(5,038)	(6,289)	500	(4,169)	(5,538)	(2,120)
Pink Lady/Cripps Pink	(372,628)	(425,646)	(321,013)	(339,659)	(51,615)	(85,987)
Red Delicious	(269,729)	(1,588,679)	(212,149)	(1,422,376)	(57,580)	(166,304)
Rome	(270,763)	(266,655)	(12,264)	(6,530)	(258,499)	(260,125)
Rome Sport	(5,721)	1,593	(5,139)	1,593	(582)	0
Spartan	8,201	1,081	8,201	1,580	0	(498)
Stayman	(3,850)	(2,652)	(2,602)	(17)	(1,248)	(2,635)
York	(18,149)	(6,038)	(101)	(5,289)	(18,048)	(749)
Other Varieties	(611,085)	(590,965)	(218,554)	(525,736)	(392,531)	(65,229)

Table 11:
U.S. Apple Movement:
State History
(42-lb Bushels)

DECEMBER 2023	TOTAL			FRESH			PROCESSING		
	2023/24	2022/23	5-YR AVERAGE	2023/24	2022/23	5-YR AVERAGE	2023/24	2022/23	5-YR AVERAGE
United States	(16,708,594)	(13,449,980)	(15,503,658)	(12,172,011)	(9,150,496)	(12,029,238)	(4,536,583)	(4,299,484)	(3,474,420)
California	(36,836)	(57,346)	(88,542)	(21,287)	(37,513)	(53,654)	(15,550)	(19,832)	(34,887)
Connecticut	(17,703)	(9,361)	(12,637)	(15,573)	(8,870)	(12,206)	(2,130)	(491)	(431)
Idaho	(58,377)	(25,804)	(39,827)	(45,103)	(25,804)	(71,152)	(13,275)	0	31,325
Indiana	(8,277)	(4,168)	(5,847)	(5,769)	(2,695)	(3,786)	(2,508)	(1,474)	(2,061)
Maryland	(60,967)	(70,069)	(76,877)	(42,115)	(94,995)	(81,524)	(18,852)	24,926	4,647
Massachusetts	(7,276)	(14,482)	(13,150)	(7,276)	(12,658)	(13,008)	0	(1,824)	(142)
Michigan	(1,584,200)	(2,214,000)	(1,486,560)	(1,011,200)	(1,357,000)	(999,360)	(573,000)	(857,000)	(487,200)
North Carolina	(67,397)	(49,664)	(132,372)	(19,033)	(12,043)	(34,391)	(48,363)	(37,621)	(97,980)
New Hampshire	(12,180)	(55,040)	(11,275)	(13,420)	(53,720)	(10,787)	1,240	(1,320)	(488)
New York	(3,003,210)	(798,400)	(818,215)	(793,060)	(411,043)	(465,939)	(2,210,150)	(387,358)	(352,277)
Ohio	(3,159)	(2,677)	(31,082)	(2,946)	(2,499)	(29,675)	(212)	(178)	(1,407)
Oregon	102,656	426,255	(10,780)	27,286	532,668	31,841	75,370	(106,413)	(42,621)
Pennsylvania	(540,598)	(266,853)	(423,586)	(334,893)	(386,862)	(266,045)	(205,706)	120,009	(157,541)
Virginia	(189,408)	(188,162)	(258,742)	(64,183)	(45,367)	(55,494)	(125,225)	(142,794)	(203,248)
Washington	(11,162,857)	(10,023,982)	(11,995,960)	(9,771,429)	(7,164,628)	(9,909,803)	(1,391,429)	(2,859,355)	(2,086,158)
West Virginia	(16,394)	(30,015)	(50,720)	(10,109)	(8,473)	(13,454)	(6,285)	(21,542)	(37,265)
Other States	(42,410)	(66,212)	(47,487)	(41,902)	(58,995)	(40,803)	(508)	(7,217)	(6,684)

Other States include Delaware, Maine, Utah, Wisconsin and any other suppressed (S) state data.

Table 12:
U.S. Apple Movement:
Variety History
(42-lb Bushels)

DECEMBER 2023	TOTAL			FRESH			PROCESSING		
	2023/24	2022/23	5-YR AVERAGE	2023/24	2022/23	5-YR AVERAGE	2023/24	2022/23	5-YR AVERAGE
Total Varieties	(16,708,594)	(13,449,980)	(15,503,658)	(12,172,011)	(9,150,496)	(12,029,238)	(4,536,583)	(4,299,484)	(3,474,420)
Ambrosia	(169,436)	(168,072)	(171,276)	(171,477)	(134,487)	(130,810)	2,040	(33,585)	(40,467)
Cortland	(179,521)	(42,871)	(83,068)	(42,949)	(13,304)	(31,088)	(136,572)	(29,577)	(51,980)
Cosmic Crisp ®	(554,286)	(519,868)	(281,596)	(373,333)	(288,439)	(187,120)	(180,952)	(231,429)	(94,476)
Empire	(155,113)	(173,894)	(136,923)	(133,449)	(156,481)	(98,880)	(21,663)	(17,413)	(38,043)
Envy ®	(413,333)	0	0	(401,905)	0	0	(11,429)	0	0
Fuji	(2,106,718)	(1,383,104)	(1,930,643)	(1,686,914)	(1,190,765)	(1,704,246)	(419,804)	(192,339)	(226,398)
Gala	(2,500,099)	(2,379,059)	(3,126,427)	(2,667,608)	(2,021,761)	(2,722,636)	167,509	(357,298)	(403,791)
Golden Delicious	(1,251,265)	(955,705)	(812,200)	(472,153)	(403,830)	(507,090)	(779,112)	(551,875)	(305,110)
Granny Smith	(987,188)	(1,418,909)	(1,677,645)	(1,066,097)	(835,249)	(1,303,689)	78,909	(583,660)	(373,956)
Honeycrisp	(2,689,054)	(2,277,023)	(2,163,462)	(1,921,307)	(1,320,348)	(1,651,553)	(767,747)	(956,675)	(511,909)
Idared	(794,212)	(344,487)	(243,777)	(3,236)	(40,808)	(23,642)	(790,976)	(303,680)	(220,136)
Jonathan	(25,445)	(58,792)	(62,769)	(6,606)	(27,137)	(19,105)	(18,839)	(31,655)	(43,664)
McIntosh	(269,571)	(85,248)	(194,427)	(156,712)	(3,564)	(122,785)	(112,859)	(81,684)	(71,643)
Mutsu/Crispin	(180,340)	(22,326)	(26,833)	(4,541)	(2,787)	(9,109)	(175,800)	(19,540)	(17,725)
Newtown Pippin	(11,327)	(22,001)	(29,120)	(3,669)	(13,053)	(15,208)	(7,658)	(8,949)	(13,912)
Pink Lady/Cripps Pink	(798,274)	(488,974)	(606,504)	(660,672)	(311,178)	(518,195)	(137,602)	(177,796)	(88,309)
Red Delicious	(1,858,408)	(1,213,463)	(2,183,237)	(1,634,525)	(1,186,503)	(1,899,662)	(223,883)	(26,960)	(283,575)
Rome	(537,418)	(111,885)	25,815	(18,794)	85	(38,531)	(518,624)	(111,971)	64,346
Rome Sport	(4,128)	(1,699)	5,599	(3,546)	447	(2,551)	(582)	(2,146)	8,150
Spartan	9,282	(8,893)	(10,064)	9,781	(8,476)	(9,446)	(498)	(418)	(618)
Stayman	(6,502)	9,710	(15,870)	(2,620)	(963)	(3,501)	(3,882)	10,673	(12,368)
York	(24,187)	44,648	(189,974)	(5,390)	(4,518)	(3,181)	(18,797)	49,166	(186,794)
Other Varieties	(1,202,051)	(1,801,025)	(1,529,029)	(744,290)	(1,167,638)	(977,139)	(457,760)	(633,387)	(551,890)

Table 13: U.S. Apple Performance: Variety Detail

JANUARY 2024/ DECEMBER 2023	FRESH						PROCESSING					
	REMAINING HOLDINGS			MOVEMENT RATE			REMAINING HOLDINGS			MOVEMENT RATE		
	2023/24	2022/23	5-YR AVERAGE	2023/24	2022/23	5-YR AVERAGE	2023/24	2022/23	5-YR AVERAGE	2023/24	2022/23	5-YR AVERAGE
Total Varieties	80%	82%	79%	10%	10%	12%	87%	89%	88%	9%	11%	8%
Ambrosia	81%	85%	80%	7%	9%	10%	93%	111%	81%	0%	8%	13%
Cortland	60%	76%	70%	21%	7%	13%	68%	83%	70%	33%	11%	16%
Cosmic Crisp ®	93%	98%	91%	5%	5%	9%	83%	106%	90%	10%	13%	15%
Empire	82%	77%	80%	14%	14%	9%	81%	82%	71%	4%	3%	9%
Envy ®	67%	N/A	N/A	13%	N/A	N/A	247%	N/A	N/A	3%	N/A	N/A
Fuji	81%	81%	79%	12%	10%	13%	87%	90%	85%	12%	7%	7%
Gala	74%	81%	77%	13%	10%	13%	86%	83%	81%	-4%	9%	9%
Golden Delicious	73%	79%	79%	9%	11%	10%	80%	80%	85%	14%	13%	7%
Granny Smith	79%	81%	78%	7%	8%	11%	96%	88%	88%	-2%	18%	10%
Honeycrisp	78%	75%	71%	11%	14%	15%	81%	83%	86%	9%	13%	8%
Idared	95%	57%	79%	3%	24%	16%	70%	88%	109%	36%	18%	10%
Jonathan	80%	62%	60%	7%	29%	18%	62%	64%	69%	14%	18%	24%
McIntosh	80%	86%	83%	14%	0%	9%	79%	84%	81%	13%	10%	10%
Mutsu/Crispin	84%	85%	79%	8%	5%	14%	71%	86%	97%	37%	7%	5%
Newtown Pippin	84%	63%	64%	7%	32%	29%	82%	95%	76%	10%	13%	18%
Pink Lady/Cripps Pink	92%	105%	92%	8%	5%	9%	105%	103%	105%	7%	11%	6%
Red Delicious	82%	83%	84%	8%	9%	9%	102%	104%	89%	5%	1%	7%
Rome	97%	95%	64%	9%	0%	16%	88%	100%	106%	19%	5%	-2%
Rome Sport	100%	99%	85%	10%	-1%	7%	79%	157%	103%	7%	5%	-16%
Spartan	107%	90%	96%	-8%	6%	7%	82%	83%	126%	10%	10%	8%
Stayman	50%	85%	76%	20%	6%	16%	92%	110%	85%	4%	-13%	11%
York	82%	83%	83%	10%	10%	7%	121%	124%	103%	1%	-3%	10%
Other Varieties	86%	73%	74%	9%	13%	13%	84%	81%	75%	10%	14%	16%

Note: Remaining Holdings is a cumulative metric for the current month while Movement Rate is a monthly snapshot for the previous month. The first will tell users if they are ahead or behind total disposition compared to the same time last year/five-year average. The second will tell users if last month's disposition was faster or slower than the disposition in the same month the previous year/five-year average.

Figure 1: U.S. Fresh Apple Exports

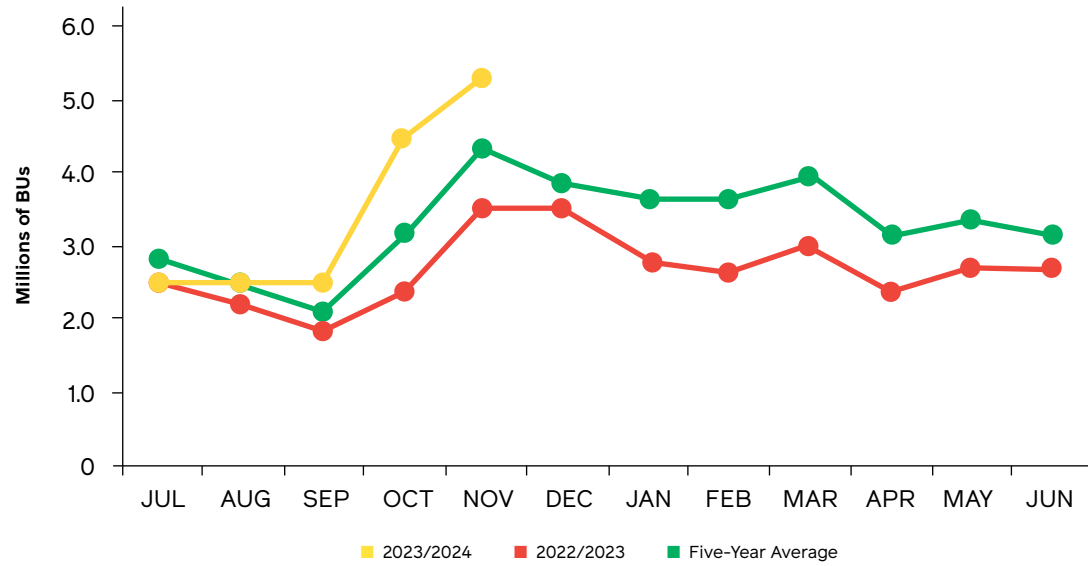


Figure 2: U.S. Fresh Apple Imports

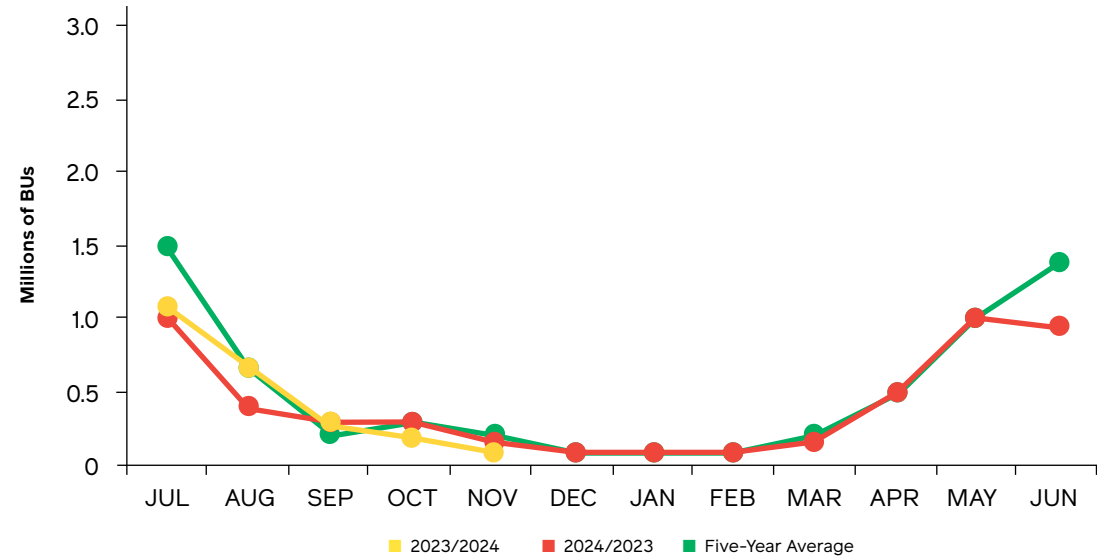


Figure 3: U.S. Fresh Apple Net Trade: Crop YTD

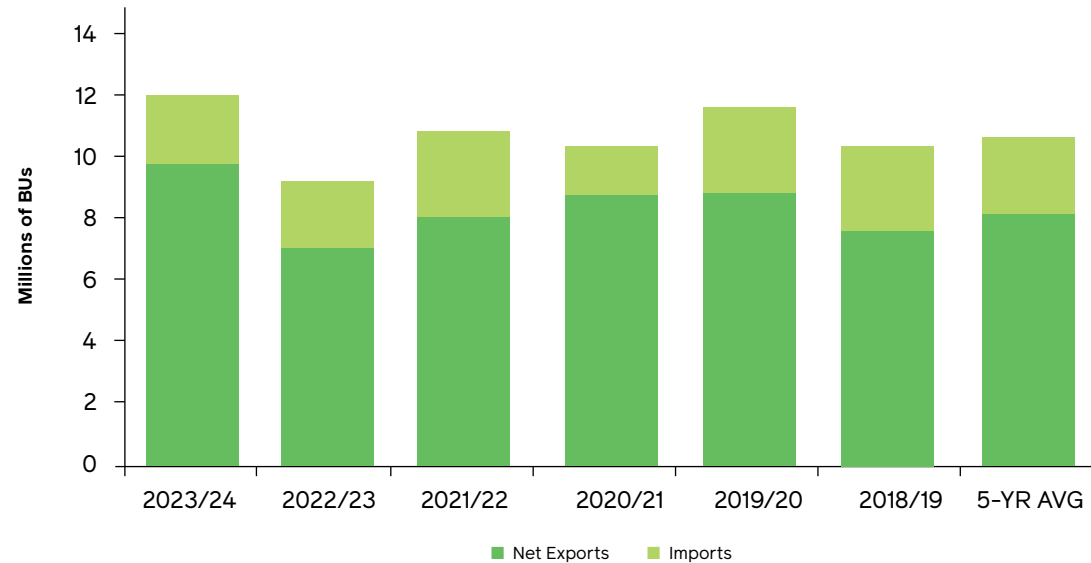
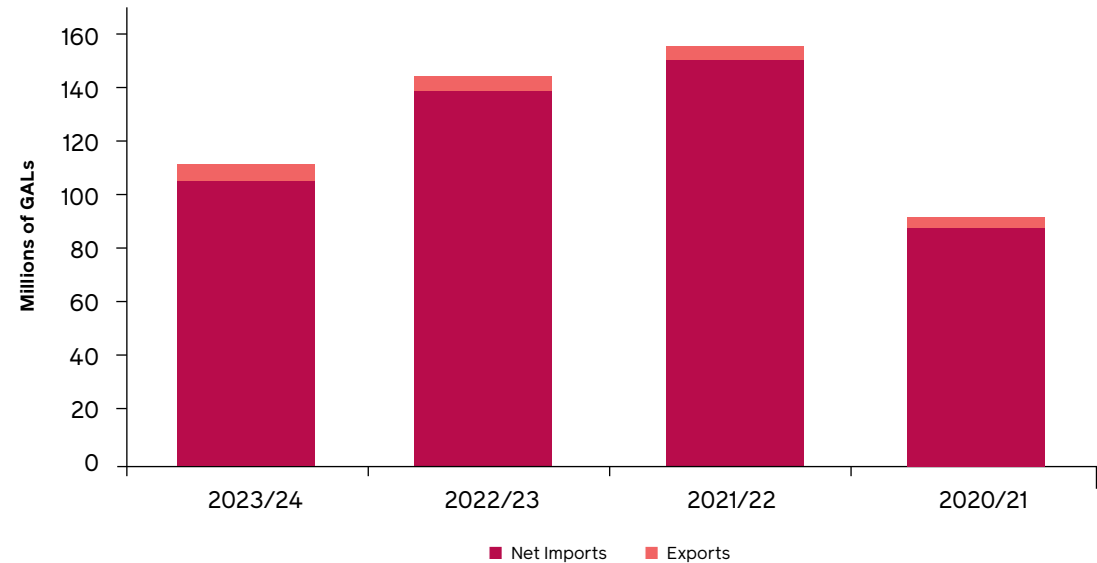


Figure 4: U.S. Apple Juice Concentrate Net Trade: Crop YTD



Sources: USDA, Foreign Agricultural Service, USApple
 Notes: Five-year average does not include current crop year (July-June). Trade data lags by two months.

Table 14: European Apple Holdings: Country Summary

DECEMBER 2023	2023/24	2022/23	5-YR AVERAGE	MOVEMENT (PRIOR MO.)
Total Europe	225,275,433	235,182,463	247,482,801	N/A
Austria	4,868,153	6,381,705	5,515,089	N/A
Belgium	6,814,895	6,284,159	7,754,760	N/A
Czech Republic	2,328,709	3,402,306	2,934,864	N/A
Denmark	465,595	550,578	548,541	N/A
France	37,573,759	33,452,694	36,057,106	N/A
Germany	16,470,086	20,322,712	19,255,088	N/A
Italy	72,444,114	69,612,562	72,312,959	N/A
Poland	64,301,417	74,537,152	79,229,844	N/A
Spain	-	-	-	N/A
Switzerland	10,874,913	9,625,469	12,051,445	N/A
The Netherlands	2,989,307	3,198,011	3,351,463	N/A
United Kingdom	6,144,486	7,815,115	8,471,643	N/A

Source: The World Apple and Pear Association

Note: Data reported in 42-pound bushels. The difference between the 2021/22 country and variety totals are holdings in Slovakia.

Table 15: European Apple Holdings: Variety Summary

DECEMBER 2023	2023/24	2022/23	5-YR AVERAGE	MOVEMENT (PRIOR MO.)
Total Varieties	225,275,433	235,182,463	247,482,801	N/A
Annurca	1,049,819	1,312,274	1,312,274	N/A
Boskoop	1,025,812	1,314,916	1,292,032	N/A
Braeburn	5,499,192	6,373,345	6,978,974	N/A
Bramley	-	-	-	N/A
Cameo	-	-	-	N/A
Cortland	-	-	-	N/A
Cox Orange	8,241	23,411	27,243	N/A
Cripps Pink	13,816,929	12,880,948	11,112,885	N/A
Elstar	6,056,233	8,769,174	7,535,161	N/A
Fuji	8,018,257	8,344,026	8,912,680	N/A
Gala	23,507,689	25,374,088	26,821,937	N/A
Gloster	1,315,161	1,597,090	3,936,391	N/A
Golden Delicious	58,272,036	50,117,187	57,070,958	N/A
Granny Smith	8,594,130	10,578,833	10,122,309	N/A
Holsteiner Cox	45,772	143,615	174,805	N/A
Idared	9,915,727	13,005,716	15,334,490	N/A
Jonagold	10,264,957	11,873,660	14,372,479	N/A
Jonagored	1,837,168	2,219,262	3,366,948	N/A
Jonathan	-	-	-	N/A
Lobo	-	-	-	N/A
Morgendurf/imperat	761,478	820,945	1,030,422	N/A
Pinova	5,573,896	5,341,594	4,565,870	N/A
Red Delicious	9,319,355	12,659,954	12,072,600	N/A
Red Jonaprince	12,771,309	17,658,081	12,938,021	N/A
Reinette	1,956,675	2,198,221	2,063,724	N/A
Shampion	5,315,339	6,443,474	8,670,739	N/A
Stayman	-	-	43,851	N/A
Spartan	-	1,785	5,575	N/A
Other Varieties	40,350,257	36,130,867	37,720,435	N/A

Source: The World Apple and Pear Association

Note: Data reported in 42-pound bushels.

Table 16: U.S. Apple Holdings: Other Varieties Detail

JANUARY 2024	TOTAL	
	2023/24	2022/23
Total Other Varieties	11,055,998	11,722,317
Autumn Glory ®	N/A	N/A
EverCrisp ®	N/A	N/A
Jazz ®	N/A	N/A
Juici ®	N/A	N/A
Kanzi ®	N/A	N/A
Karma ®	N/A	N/A
KIKU ®	N/A	N/A
Koru ®	N/A	N/A
Lucy ®	N/A	N/A
Ludacrisp ®	N/A	N/A
Opal ®	N/A	N/A
Piñata ®	N/A	N/A
Rave ®	N/A	N/A
Rockit ®	N/A	N/A
RubyFrost ®	N/A	N/A
SnapDragon ®	N/A	N/A
SugarBee ®	N/A	N/A
SweeTango ®	N/A	N/A
Sweetie ®	N/A	N/A
WildTwist ® (R10-45)	N/A	N/A
Others Not Specified	N/A	N/A

Source: Managed brands via USApple.
Notes: Data reported in 42-pound bushels.

The varieties selected are only a few of the many managed brands available in the marketplace - data for additional varieties will be published as provided.

Prior to the 2023/24 season, Envy ® was included among the Other Varieties - it is now being reported separately in **Table 5**.



DISCLAIMER

While efforts have been made to ensure the accuracy and reliability of the information contained in this report, all information in this report is provided by the U.S. Apple Association (USApple) "as-is" with no guarantee of completeness, accuracy or timeliness and without warranty of any kind expressed or implied by USApple. Use of such information is voluntary, and reliance on it should only be undertaken after an independent review of its accuracy, completeness and applicability.

© 2024 U.S. Apple Association. Reproduction in whole or in part of the material contained herein is prohibited without prior permission from USApple.

For more information, contact the author of this report, Christopher Gerlach, Director, Industry Analytics at USApple: 7600 Leesburg Pike, Suite 400 East | Falls Church, VA 22043 | 703.442.8850 | usapple.org