

December 1 U.S. Holdings

Sponsored by



hazel®

124.4 Million Fresh-Market Holdings

UP
33% YOY

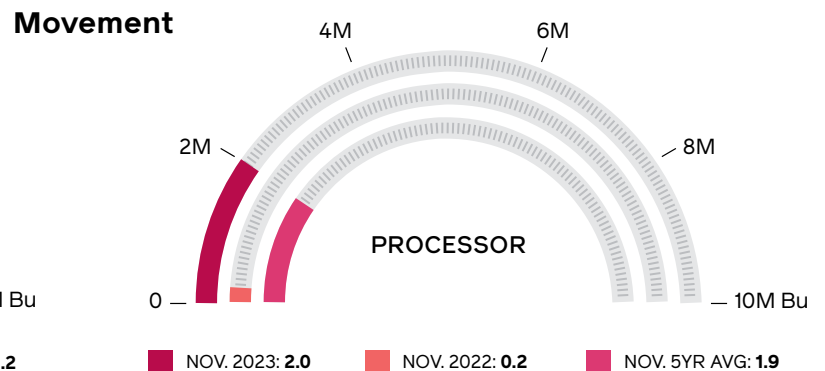
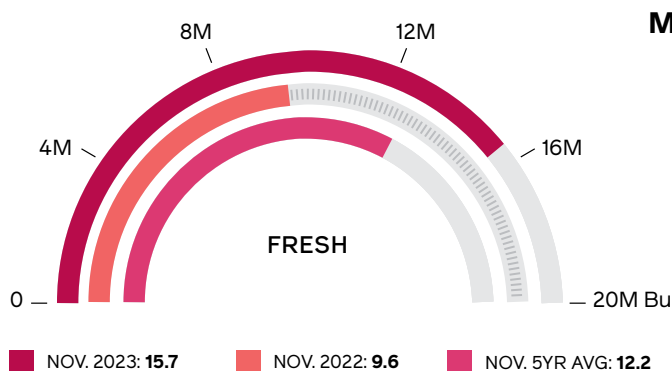
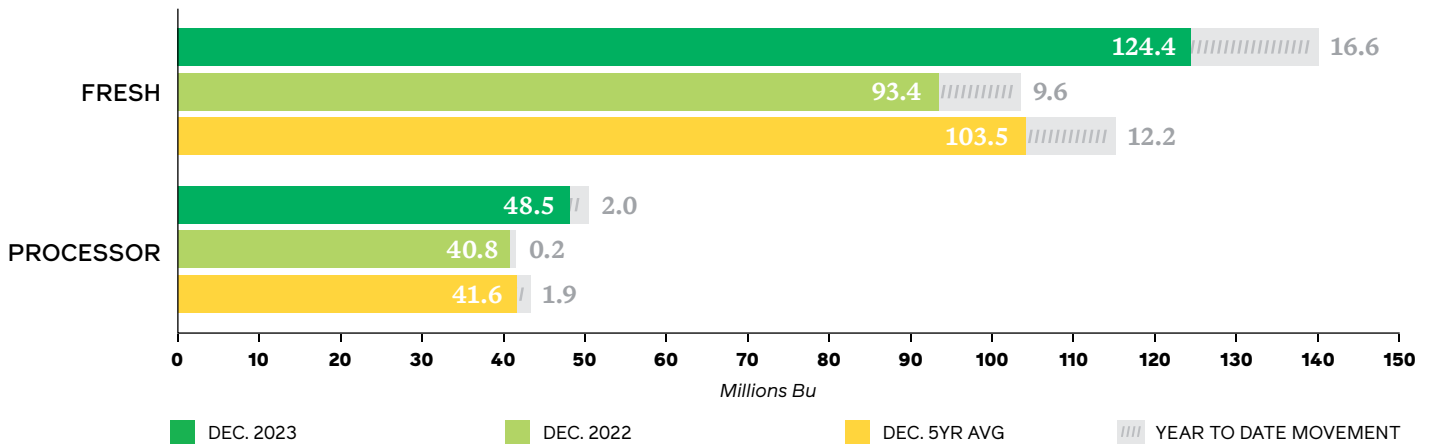
U.S. fresh apple holdings on December 1, 2023 totaled 124.4 million bushels, 33 percent more than the inventories reported last December and 20 percent more than the December five-year average.

48.5 Million Processing Apple Holdings

UP
19% YOY

U.S. processing apple holdings on December 1, 2023 totaled 48.5 million bushels, 19 percent more than the inventories reported last December and 17 percent more than the December five-year average.

Holdings



Tables & Figures

TABLES

Table 1:	USAppleTracker Summary.....	2
Table 2:	U.S. Apple Holdings: State Summary.....	3
Table 3:	U.S. Apple Holdings: Variety Summary.....	3
Table 4:	U.S. Apple Holdings: State History.....	4
Table 5:	U.S. Apple Holdings: Variety History.....	4
Table 6:	U.S. Apple Holdings: Total Detail.....	5
Table 7:	U.S. Apple Holdings: Fresh Detail.....	6
Table 8:	U.S. Apple Holdings: Processing Detail.....	7
Table 9:	U.S. Apple Movement: State Summary.....	8
Table 10:	U.S. Apple Movement: Variety Summary.....	8
Table 11:	U.S. Apple Movement: State History.....	9
Table 12:	U.S. Apple Movement: Variety History.....	9
Table 13:	U.S. Apple Performance: Variety Detail.....	10
Table 14:	European Apple Holdings: Country Summary.....	12
Table 15:	European Apple Holdings: Variety Summary.....	12
Table 16:	U.S. Apple Holdings: Other Varieties Detail.....	13

FIGURES

Figure 1:	U.S. Fresh Apple Exports.....	11
Figure 2:	U.S. Fresh Apple Imports.....	11
Figure 3:	U.S. Fresh Apple Net Trade: Crop YTD.....	11
Figure 4:	U.S. Apple Juice Concentrate Net Trade: Crop YTD.....	11

Table 1:
USAppleTracker
Summary
(Millions of 42-lb Bushels)

DECEMBER 2023		2023/24	2022/23	5-YR AVERAGE
Total Holdings		173.0	134.2	145.1
By Use	Fresh	124.4	93.4	103.5
	Processing	48.5	40.8	41.6
By Storage Type	Regular	40.6	30.2	31.9
	CA	132.4	104.0	113.2
Total Movement (prior month)		(17.8)	(9.8)	(14.1)
By Use	Fresh	(15.7)	(9.6)	(12.2)
	Processing	(2.0)	(0.2)	(1.9)
By Storage Type	Regular	(5.7)	(3.1)	(3.7)
	CA	(12.0)	(6.7)	(10.4)

Table 2: U.S. Apple Holdings: State Summary (42-lb Bushels)

DECEMBER 2023	TOTAL		FRESH		PROCESSING	
	REGULAR	CONTROLLED ATMOSPHERE	REGULAR	CONTROLLED ATMOSPHERE	REGULAR	CONTROLLED ATMOSPHERE
United States	40,560,399	132,393,230	27,177,445	97,240,111	13,382,953	35,153,119
California	96,466	279,124	30,000	187,043	66,466	92,081
Connecticut	40,644	51,290	36,588	43,814	4,056	7,476
Idaho	248,480	217,425	185,700	162,925	62,780	54,500
Indiana	32,651	15,237	29,212	0	3,439	15,237
Maryland	252,288	289,982	199,850	143,898	52,438	146,084
Massachusetts	45,594	8,116	45,594	8,116	0	0
Michigan	2,528,000	9,132,000	1,005,000	6,061,000	1,523,000	3,071,000
North Carolina	390,653	296,532	95,025	99,040	295,628	197,492
New Hampshire	11,352	4,314	10,932	4,314	420	0
New York	4,588,886	9,379,492	1,550,941	5,710,624	3,037,945	3,668,868
Ohio	14,162	18,044	14,162	15,880	0	2,163
Oregon	93,878	938,700	55,413	661,356	38,465	277,344
Pennsylvania	2,567,702	3,403,503	247,744	1,755,141	2,319,958	1,648,362
Virginia	417,999	1,328,143	202,154	244,437	215,845	1,083,706
Washington	29,157,493	106,804,412	23,399,776	81,986,890	5,757,717	24,817,521
West Virginia	14,341	152,818	14,341	88,733	0	64,085
Other States	59,809	74,100	55,013	66,900	4,796	7,200

Other States include Delaware, Maine, Utah, Wisconsin and any other suppressed (S) state data.

Table 3: U.S. Apple Holdings: Variety Summary (42-lb Bushels)

DECEMBER 2023	TOTAL		FRESH		PROCESSING	
	REGULAR	CONTROLLED ATMOSPHERE	REGULAR	CONTROLLED ATMOSPHERE	REGULAR	CONTROLLED ATMOSPHERE
Total Varieties	40,560,399	132,393,230	27,177,445	97,240,111	13,382,953	35,153,119
Ambrosia	1,164,088	1,848,047	992,508	1,543,734	171,581	304,313
Cortland	313,390	300,447	89,679	110,804	223,711	189,643
Cosmic Crisp ®	3,222,694	5,932,544	2,789,415	4,481,061	433,279	1,451,483
Empire	425,707	1,004,944	153,106	769,305	272,601	235,640
Envy ®	1,772,188	1,657,336	1,614,608	1,486,345	157,580	170,991
Fuji	4,469,988	12,653,183	3,555,687	10,072,599	914,301	2,580,584
Gala	2,428,594	22,360,674	1,856,002	18,758,807	572,593	3,601,867
Golden Delicious	3,039,774	7,772,656	1,230,369	4,060,932	1,809,405	3,711,724
Granny Smith	3,743,623	15,748,431	2,794,790	12,687,827	948,833	3,060,604
Honeycrisp	5,100,533	21,353,736	3,580,764	13,870,963	1,519,770	7,482,773
Idared	748,356	1,535,599	17,413	77,943	730,943	1,457,655
Jonathan	53,301	175,213	6,108	85,658	47,193	89,555
McIntosh	770,808	1,232,070	388,681	731,087	382,127	500,984
Mutsu/Crispin	203,208	320,376	13,595	40,355	189,613	280,021
Newtown Pippin	56,466	72,689	0	51,071	56,466	21,619
Pink Lady/Cripps Pink	4,631,027	5,267,668	3,893,710	4,111,038	737,317	1,156,630
Red Delicious	3,096,691	21,276,125	2,325,926	17,853,167	770,765	3,422,958
Rome	1,090,045	1,910,403	93,087	104,808	996,958	1,805,594
Rome Sport	32,883	13,288	23,965	13,288	8,918	0
Spartan	807	131,716	807	126,634	(0)	5,082
Stayman	72,023	28,266	11,957	1,402	60,065	26,864
York	576,885	1,087,091	1,033	53,928	575,852	1,033,163
Other Varieties	3,547,321	8,710,728	1,744,238	6,147,356	1,803,082	2,563,372

Table 4:
U.S. Apple Holdings:
State History
(42-lb Bushels)

DECEMBER 2023	TOTAL			FRESH			PROCESSING		
	2023/24	2022/23	5-YR AVERAGE	2023/24	2022/23	5-YR AVERAGE	2023/24	2022/23	5-YR AVERAGE
United States	172,953,629	134,218,612	145,113,884	124,417,557	93,370,771	103,473,054	48,536,072	40,847,841	41,640,830
California	375,590	213,191	331,176	217,043	107,972	180,447	158,547	105,218	150,729
Connecticut	91,934	48,279	54,830	80,402	44,366	49,797	11,532	3,913	5,032
Idaho	465,905	192,300	321,096	348,625	192,300	305,721	117,280	0	15,375
Indiana	47,888	39,952	44,572	29,212	25,829	28,295	18,676	14,123	16,277
Maryland	542,270	387,643	421,038	343,748	267,963	340,077	198,522	119,680	80,961
Massachusetts	53,711	54,788	75,495	53,711	52,464	73,974	0	2,324	1,521
Michigan	11,660,000	12,211,000	8,936,560	7,066,000	7,085,000	4,778,160	4,594,000	5,126,000	4,158,400
North Carolina	687,185	476,024	520,636	194,065	115,434	121,146	493,120	360,590	399,490
New Hampshire	15,665	57,850	27,076	15,245	56,370	26,054	420	1,480	1,022
New York	13,968,378	9,584,442	10,827,898	7,261,565	5,481,655	5,908,288	6,706,813	4,102,788	4,919,610
Ohio	32,206	25,656	91,252	30,042	23,951	84,264	2,163	1,705	6,988
Oregon	1,032,578	1,282,375	1,089,466	716,769	788,704	810,129	315,809	493,671	279,337
Pennsylvania	5,971,205	5,401,588	5,201,514	2,002,885	1,774,726	1,570,055	3,968,320	3,626,862	3,631,459
Virginia	1,746,142	1,737,924	2,172,938	446,591	345,470	383,648	1,299,551	1,392,454	1,789,290
Washington	135,961,905	101,995,238	114,518,933	105,386,667	76,732,381	88,599,504	30,575,238	25,262,857	25,919,429
West Virginia	167,158	287,687	334,595	103,073	81,209	93,127	64,085	206,479	241,467
Other States	133,909	222,675	144,809	121,913	194,978	120,367	11,996	27,697	24,442

Other States include Delaware, Maine, Utah, Wisconsin and any other suppressed (S) state data.

Table 5:
U.S. Apple Holdings:
Variety History
(42-lb Bushels)

DECEMBER 2023	TOTAL			FRESH			PROCESSING		
	2023/24	2022/23	5-YR AVERAGE	2023/24	2022/23	5-YR AVERAGE	2023/24	2022/23	5-YR AVERAGE
Total Varieties	172,953,629	134,218,612	145,113,884	124,417,557	93,370,771	103,473,054	48,536,072	40,847,841	41,640,830
Ambrosia	3,012,135	1,997,837	1,615,582	2,536,242	1,561,252	1,301,482	475,894	436,586	314,100
Cortland	613,837	459,393	562,367	200,482	200,482	241,927	413,354	258,631	320,440
Cosmic Crisp ®	9,155,238	7,230,476	2,739,206	7,270,476	5,434,286	2,118,825	1,884,762	1,796,190	620,381
Empire	1,430,651	1,679,219	1,552,517	922,411	1,121,058	1,127,395	508,241	558,161	425,123
Envy ®	3,429,524	0	0	3,100,952	0	0	328,571	0	0
Fuji	17,123,171	14,248,830	16,776,933	13,628,286	11,426,299	13,426,064	3,494,885	2,822,531	3,350,869
Gala	24,789,268	23,578,186	25,660,074	20,614,809	19,598,614	21,149,699	4,174,459	3,979,572	4,510,375
Golden Delicious	10,812,430	7,981,623	9,485,759	5,291,301	3,844,413	4,998,994	5,521,129	4,137,210	4,486,764
Granny Smith	19,492,054	13,018,960	15,582,106	15,482,616	9,827,294	11,898,794	4,009,438	3,191,665	3,683,311
Honeycrisp	26,454,269	16,797,748	17,491,800	17,451,727	9,436,317	10,754,193	9,002,543	7,361,431	6,737,607
Idared	2,283,955	1,840,686	2,252,852	95,356	170,246	147,482	2,188,598	1,670,440	2,105,370
Jonathan	228,514	268,961	292,853	91,766	92,169	107,646	136,748	176,792	185,207
McIntosh	2,002,878	1,837,170	2,125,667	1,119,767	979,498	1,427,144	883,111	857,672	698,523
Mutsu/Crispin	523,584	324,963	394,923	53,950	55,572	63,570	469,634	269,391	331,354
Newtown Pippin	129,155	111,758	132,178	51,071	40,237	52,860	78,085	71,521	79,318
Pink Lady/Cripps Pink	9,898,694	7,623,826	7,442,195	8,004,748	5,942,919	6,059,256	1,893,946	1,680,907	1,382,940
Red Delicious	24,372,816	17,054,503	24,600,536	20,179,093	13,955,636	20,363,575	4,193,723	3,098,868	4,236,961
Rome	3,000,447	2,436,377	2,921,893	197,895	187,595	239,027	2,802,552	2,248,782	2,682,867
Rome Sport	46,171	81,191	85,929	37,253	33,901	35,097	8,918	47,290	50,832
Spartan	132,522	148,350	138,828	127,440	144,346	130,620	5,082	4,004	8,208
Stayman	100,289	98,062	139,107	13,359	16,570	22,091	86,930	81,492	117,016
York	1,663,977	1,603,028	1,882,389	54,961	43,302	47,149	1,609,016	1,559,725	1,835,241
Other Varieties	12,258,048	13,523,342	10,765,963	7,891,594	9,051,604	7,387,277	4,366,454	4,471,738	3,378,685

Table 6: U.S. Apple Holdings: Total Detail (42-lb Bushels)

Other States include Delaware, Maine, Utah, Wisconsin and any other suppressed (S) state data.

DECEMBER 2023	STORAGE TYPE	US	CA	CT	ID	IN	MD	MA	MI	NC	NH	NY	OH	OR	PA	VA	WA	WV	OTHER STATES
Ambrosia	Total	3,012,135	0	0	0	0	0	0	0	0	0	73,067	0	0	56,168	0	2,881,905	0	996
	CA	1,848,047	0	0	0	0	0	0	0	0	0	62,736	0	0	56,168	0	1,729,143	0	0
Cortland	Total	613,837	0	5,759	0	0	0	5,458	0	0	2,361	568,009	286	0	3,358	14,900	0	3,585	10,120
	CA	300,447	0	1,882	0	0	0	0	0	0	1,560	276,788	107	0	1,624	14,900	0	3,585	0
Cosmic Crisp ®	Total	9,155,238	0	0	0	0	0	0	0	0	0	0	0	0	0	0	9,155,238	0	0
	CA	5,932,544	0	0	0	0	0	0	0	0	0	0	0	0	0	0	5,932,544	0	0
Empire	Total	1,430,651	15,147	14,036	0	0	0	585	339,000	12,996	835	1,026,882	393	0	10,993	4,326	0	5,378	80
	CA	1,004,944	15,147	8,792	0	0	0	0	230,000	12,996	145	729,929	322	0	3,286	4,326	0	0	0
Envy ®	Total	3,429,524	0	0	0	0	0	0	0	0	0	0	0	0	0	0	3,429,524	0	0
	CA	1,657,336	0	0	0	0	0	0	0	0	0	0	0	0	0	0	1,657,336	0	0
Fuji	Total	17,123,171	6,274	3,519	108,082	0	64,798	219	731,000	19,928	671	795,719	715	224,788	562,422	37,996	14,542,857	7,170	17,013
	CA	12,653,183	6,274	2,338	0	0	5,856	0	448,000	5,826	544	555,529	358	192,611	348,060	16,936	11,056,266	3,585	11,000
Gala	Total	24,789,268	65,000	2,501	5,859	17,926	37,140	1,351	2,476,000	33,790	410	1,426,975	3,451	131,339	469,631	32,133	20,044,762	4,481	36,520
	CA	22,360,674	65,000	0	1,925	15,237	31,786	0	2,312,000	24,200	0	1,214,188	1,305	128,920	362,423	23,928	18,145,180	4,481	30,100
Golden Delicious	Total	10,812,430	145,199	3,495	24,800	150	139,015	102	1,348,000	197,647	60	1,116,772	10,621	0	1,580,323	393,195	5,825,714	23,304	4,034
	CA	7,772,656	145,199	2,840	24,000	0	106,466	0	1,012,000	86,001	0	708,251	7,474	0	828,590	337,015	4,491,516	23,304	0
Granny Smith	Total	19,492,054	0	352	29,866	1,943	8,034	0	0	21,155	0	228,786	2,986	20,652	172,736	44,828	18,955,238	0	5,478
	CA	15,748,431	0	196	0	0	7,788	0	0	0	0	183,145	1,287	352	109,034	25,790	15,420,838	0	0
Honeycrisp	Total	26,454,269	0	6	0	100	188	5,567	1,429,000	0	595	679,085	983	351,057	50,658	1,553	23,910,476	0	25,000
	CA	21,353,736	0	0	0	0	0	1,793	1,136,000	0	0	549,435	0	344,895	24,910	0	19,274,704	0	22,000
Idared	Total	2,283,955	0	8,628	0	20	30,814	0	729,000	0	0	1,342,732	536	0	121,170	51,054	0	0	0
	CA	1,535,599	0	6,636	0	0	30,814	0	518,000	0	0	929,292	375	0	0	50,481	0	0	0
Jonathan	Total	228,514	0	0	1,800	0	0	4,481	179,000	0	0	31,313	0	0	11,811	108	0	0	0
	CA	175,213	0	0	1,800	0	0	4,481	130,000	0	0	31,313	0	0	7,618	0	0	0	0
McIntosh	Total	2,002,878	0	18,071	0	0	68	27,156	443,000	1,793	5,715	1,474,370	1,037	0	19,671	2,817	0	0	9,180
	CA	1,232,070	0	13,132	0	0	0	20	376,000	1,793	2,064	824,590	286	0	11,429	2,758	0	0	0
Mutsu/ Crispin	Total	523,584	0	573	0	0	160	102	0	0	320	461,067	286	0	56,688	4,388	0	0	0
	CA	320,376	0	392	0	0	0	0	0	0	0	314,057	161	0	1,840	3,926	0	0	0
Newtown Pippin	Total	129,155	103,970	0	0	0	0	0	0	17,926	0	0	0	0	1,434	5,826	0	0	0
	CA	72,689	47,503	0	0	0	0	0	0	17,926	0	0	0	0	1,434	5,826	0	0	0
Pink Lady/ Cripps Pink	Total	9,898,694	40,000	6,878	40,350	0	23,279	1,793	54,000	35,193	163	173,562	0	69,576	131,110	110,637	9,162,857	49,296	0
	CA	5,267,668	0	5,600	0	0	0	1,793	29,000	25,992	0	104,527	0	66,683	81,362	95,622	4,807,794	49,296	0
Red Delicious	Total	24,372,816	0	2,472	214,248	17,141	93,588	3,573	1,334,000	33,530	272	1,011,954	2,879	174,411	463,255	254,371	20,683,810	64,085	19,228
	CA	21,276,125	0	98	187,000	0	56,848	30	1,121,000	13,094	0	731,151	2,163	161,524	434,171	118,011	18,375,950	64,085	11,000
Rome	Total	3,000,447	0	0	36,000	8,067	12,200	85	528,000	260,275	0	1,317,166	0	0	557,014	281,640	0	0	0
	CA	1,910,403	0	0	0	0	7,000	0	466,000	76,470	0	784,504	0	0	346,718	229,711	0	0	0
Rome Sport	Total	46,171	0	0	2,200	0	0	0	0	18,030	0	12,142	0	0	9,318	0	0	4,481	0
	CA	13,288	0	0	0	0	0	0	0	0	0	8,807	0	0	0	0	0	4,481	0
Spartan	Total	132,522	0	0	0	0	0	0	0	13,444	0	115,615	0	0	1,255	2,208	0	0	0
	CA	131,716	0	0	0	0	0	0	0	13,444	0	114,808	0	0	1,255	2,208	0	0	0
Stayman	Total	100,289	0	269	0	1,793	224	0	0	0	0	7,537	0	0	61,208	24,777	0	4,481	0
	CA	28,266	0	0	0	0	0	0	0	0	0	5,304	0	0	717	22,245	0	0	0
York	Total	1,663,977	0	0	0	0	73,364	0	0	10,755	0	71,153	0	0	1,231,672	276,136	0	896	0
	CA	1,087,091	0	0	0	0	43,424	0	0	10,755	0	71,153	0	0	723,679	238,080	0	0	0
Others	Total	12,258,048	0	25,375	2,700	750	59,398	3,239	2,070,000	10,723	4,262	2,034,472	8,032	60,755	399,310	203,249	7,369,524	0	6,260
	CA	8,710,728	0	9,384	2,700	0	0	0	1,354,000	8,034	0	1,179,985	4,205	43,715	59,184	136,380	5,913,141	0	0
Total Varieties	Total	172,953,629	375,590	91,934	465,905	47,888	542,270	53,711	11,660,000	687,185	15,665	13,968,378	32,206	1,032,578	5,971,205	1,746,142	135,961,905	167,158	133,909
	CA	132,393,230	279,124	51,290	217,425	15,237	289,982	8,116	9,132,000	296,532	4,314	9,379,492	18,044	938,700	3,403,503	1,328,143	106,804,412	152,818	74,100

Table 7: U.S. Apple Holdings: Fresh Detail (42-lb Bushels)

Other States include Delaware, Maine, Utah, Wisconsin and any other suppressed (S) state data.

DECEMBER 2023	STORAGE TYPE	US	CA	CT	ID	IN	MD	MA	MI	NC	NH	NY	OH	OR	PA	VA	WA	WV	OTHER STATES
Ambrosia	Total	2,536,242	0	0	0	0	0	0	0	0	0	25,897	0	0	56,168	0	2,453,333	0	844
	CA	1,543,734	0	0	0	0	0	0	0	0	0	15,566	0	0	56,168	0	1,472,000	0	0
Cortland	Total	200,482	0	5,209	0	0	0	5,458	0	0	2,141	170,325	286	0	3,358	0	0	3,585	10,120
	CA	110,804	0	1,476	0	0	0	0	0	0	1,560	102,451	107	0	1,624	0	0	3,585	0
Cosmic Crisp ®	Total	7,270,476	0	0	0	0	0	0	0	0	0	0	0	0	0	0	7,270,476	0	0
	CA	4,481,061	0	0	0	0	0	0	0	0	0	0	0	0	0	0	4,481,061	0	0
Empire	Total	922,411	5,288	14,036	0	0	0	585	54,000	9,859	835	823,531	393	0	5,616	2,810	0	5,378	80
	CA	769,305	5,288	8,792	0	0	0	0	47,000	9,859	145	691,802	322	0	3,286	2,810	0	0	0
Envy ®	Total	3,100,952	0	0	0	0	0	0	0	0	0	0	0	0	0	0	3,100,952	0	0
	CA	1,486,345	0	0	0	0	0	0	0	0	0	0	0	0	0	0	1,486,345	0	0
Fuji	Total	13,628,286	0	3,519	89,558	0	58,942	219	691,000	16,926	671	724,070	715	150,177	339,873	32,429	11,499,048	7,170	13,969
	CA	10,072,599	0	2,338	0	0	0	0	439,000	4,481	544	520,035	358	135,703	312,155	12,568	8,632,833	3,585	9,000
Gala	Total	20,614,809	50,000	2,501	5,471	0	36,786	1,351	2,337,000	30,405	410	1,329,392	3,451	92,691	377,888	27,917	16,286,667	0	32,880
	CA	18,758,807	50,000	0	1,925	0	31,786	0	2,217,000	22,407	0	1,172,018	1,305	90,830	354,611	19,778	14,770,247	0	26,900
Golden Delicious	Total	5,291,301	101,281	3,495	18,800	150	81,042	102	412,000	7,572	60	102,270	10,621	0	435,800	74,296	4,017,143	23,304	3,366
	CA	4,060,932	101,281	2,840	18,000	0	48,493	0	344,000	1,793	0	85,524	7,474	0	340,964	40,194	3,047,066	23,304	0
Granny Smith	Total	15,482,616	0	345	28,254	1,943	8,034	0	0	20,041	0	129,971	2,986	10,499	97,787	39,228	15,139,048	0	4,482
	CA	12,687,827	0	196	0	0	7,788	0	0	0	0	108,481	1,287	248	88,909	23,377	12,457,540	0	0
Honeycrisp	Total	17,451,727	0	6	0	100	188	5,567	1,350,000	0	595	583,394	983	247,215	50,458	1,553	15,186,667	0	25,000
	CA	13,870,963	0	0	0	0	0	1,793	1,134,000	0	0	518,018	0	242,994	24,910	0	11,927,249	0	22,000
Idared	Total	95,356	0	269	0	20	0	0	51,000	0	0	43,458	536	0	0	73	0	0	0
	CA	77,943	0	0	0	0	0	0	42,000	0	0	35,568	375	0	0	0	0	0	0
Jonathan	Total	91,766	0	0	0	0	0	4,481	55,000	0	0	24,558	0	0	7,618	108	0	0	0
	CA	85,658	0	0	0	0	0	4,481	49,000	0	0	24,558	0	0	7,618	0	0	0	0
McIntosh	Total	1,119,767	0	17,759	0	0	68	27,156	261,000	1,344	5,515	776,977	1,037	0	19,671	59	0	0	9,180
	CA	731,087	0	12,894	0	0	0	20	233,000	1,344	2,064	470,050	286	0	11,429	0	0	0	0
Mutsu/ Crispin	Total	53,950	0	573	0	0	0	102	0	0	320	49,999	286	0	2,208	462	0	0	0
	CA	40,355	0	392	0	0	0	0	0	0	0	37,962	161	0	1,840	0	0	0	0
Newtown Pippin	Total	51,071	30,474	0	0	0	0	0	0	14,341	0	0	0	0	1,434	4,822	0	0	0
	CA	51,071	30,474	0	0	0	0	0	0	14,341	0	0	0	0	1,434	4,822	0	0	0
Pink Lady/ Cripps Pink	Total	8,004,748	30,000	6,878	36,350	0	23,279	1,793	49,000	27,126	163	168,870	0	48,977	97,108	96,156	7,419,048	0	0
	CA	4,111,038	0	5,600	0	0	0	1,793	29,000	17,926	0	100,655	0	46,981	81,362	82,148	3,745,575	0	0
Red Delicious	Total	20,179,093	0	2,472	167,992	17,141	92,571	3,573	1,143,000	26,014	272	746,931	715	123,319	441,461	154,598	17,189,524	53,777	15,732
	CA	17,853,167	0	98	143,000	0	55,831	30	1,056,000	7,170	0	596,855	0	113,801	415,538	56,297	15,345,770	53,777	9,000
Rome	Total	197,895	0	0	0	8,067	1,300	85	20,000	0	0	164,727	0	0	2,590	1,126	0	0	0
	CA	104,808	0	0	0	0	0	0	11,000	0	0	92,912	0	0	896	0	0	0	0
Rome Sport	Total	37,253	0	0	2,200	0	0	0	0	18,030	0	12,142	0	0	400	0	0	4,481	0
	CA	13,288	0	0	0	0	0	0	0	0	0	8,807	0	0	0	0	0	4,481	0
Spartan	Total	127,440	0	0	0	0	0	0	0	8,963	0	115,615	0	0	1,255	1,608	0	0	0
	CA	126,634	0	0	0	0	0	0	0	8,963	0	114,808	0	0	1,255	1,608	0	0	0
Stayman	Total	13,359	0	269	0	1,793	224	0	0	0	0	2,233	0	0	2,720	1,640	0	4,481	0
	CA	1,402	0	0	0	0	0	0	0	0	0	0	0	0	717	685	0	0	0
York	Total	54,961	0	0	0	0	0	0	0	10,755	0	39,437	0	0	3,585	288	0	896	0
	CA	53,928	0	0	0	0	0	0	0	10,755	0	39,437	0	0	3,585	151	0	0	0
Others	Total	7,891,594	0	23,071	0	0	41,314	3,239	643,000	2,689	4,262	1,227,768	8,032	43,891	55,886	7,421	5,824,762	0	6,260
	CA	6,147,356	0	9,188	0	0	0	0	460,000	0	0	975,118	4,205	30,799	46,840	0	4,621,206	0	0
Total Varieties	Total	124,417,557	217,043	80,402	348,625	29,212	343,748	53,711	7,066,000	194,065	15,245	7,261,565	30,042	716,769	2,002,885	446,591	105,386,667	103,073	121,913
	CA	97,240,111	187,043	43,814	162,925	0	143,898	8,116	6,061,000	99,040	4,314	5,710,624	15,880	661,356	1,755,141	244,437	81,986,890	88,733	66,900

Table 8: U.S. Apple Holdings: Processing Detail (42-lb Bushels)

Other States include Delaware, Maine, Utah, Wisconsin and any other suppressed (S) state data.

DECEMBER 2023	STORAGE TYPE	US	CA	CT	ID	IN	MD	MA	MI	NC	NH	NY	OH	OR	PA	VA	WA	WV	OTHER STATES
Ambrosia	Total	475,894	0	0	0	0	0	0	0	0	0	47,170	0	0	0	0	428,571	0	152
	CA	304,313	0	0	0	0	0	0	0	0	0	47,170	0	0	0	0	257,143	0	0
Cortland	Total	413,354	0	550	0	0	0	0	0	0	220	397,685	0	0	0	14,900	0	0	(0)
	CA	189,643	0	406	0	0	0	0	0	0	0	174,337	0	0	0	14,900	0	0	0
Cosmic Crisp ®	Total	1,884,762	0	0	0	0	0	0	0	0	0	0	0	0	0	0	1,884,762	0	0
	CA	1,451,483	0	0	0	0	0	0	0	0	0	0	0	0	0	0	1,451,483	0	0
Empire	Total	508,241	9,859	0	0	0	0	0	285,000	3,137	0	203,351	0	0	5,377	1,517	0	0	0
	CA	235,640	9,859	0	0	0	0	0	183,000	3,137	0	38,127	0	0	0	1,517	0	0	0
Envy ®	Total	328,571	0	0	0	0	0	0	0	0	0	0	0	0	0	0	328,571	0	0
	CA	170,991	0	0	0	0	0	0	0	0	0	0	0	0	0	0	170,991	0	0
Fuji	Total	3,494,885	6,274	0	18,524	0	5,856	0	40,000	3,002	0	71,648	0	74,611	222,549	5,567	3,043,810	0	3,044
	CA	2,580,584	6,274	0	0	0	5,856	0	9,000	1,344	0	35,494	0	56,908	35,905	4,369	2,423,433	0	2,000
Gala	Total	4,174,459	15,000	0	388	17,926	354	0	139,000	3,385	0	97,583	0	38,648	91,743	4,216	3,758,095	4,481	3,640
	CA	3,601,867	15,000	0	0	15,237	0	0	95,000	1,793	0	42,170	0	38,090	7,812	4,150	3,374,934	4,481	3,200
Golden Delicious	Total	5,521,129	43,918	0	6,000	0	57,973	0	936,000	190,074	0	1,014,502	0	0	1,144,523	318,900	1,808,571	0	668
	CA	3,711,724	43,918	0	6,000	0	57,973	0	668,000	84,208	0	622,727	0	0	487,627	296,821	1,444,450	0	0
Granny Smith	Total	4,009,438	0	7	1,612	0	0	0	0	1,115	0	98,815	0	10,153	74,949	5,600	3,816,190	0	996
	CA	3,060,604	0	0	0	0	0	0	0	0	0	74,664	0	104	20,125	2,413	2,963,298	0	0
Honeycrisp	Total	9,002,543	0	0	0	0	0	0	79,000	0	0	95,691	0	103,842	200	0	8,723,810	0	0
	CA	7,482,773	0	0	0	0	0	0	2,000	0	0	31,417	0	101,901	0	0	7,347,455	0	0
Idared	Total	2,188,598	0	8,359	0	0	30,814	0	678,000	0	0	1,299,274	0	0	121,170	50,981	0	0	0
	CA	1,457,655	0	6,636	0	0	30,814	0	476,000	0	0	893,724	0	0	0	50,481	0	0	0
Jonathan	Total	136,748	0	0	1,800	0	0	0	124,000	0	0	6,755	0	0	4,193	0	0	0	0
	CA	89,555	0	0	1,800	0	0	0	81,000	0	0	6,755	0	0	0	0	0	0	0
McIntosh	Total	883,111	0	312	0	0	0	0	182,000	448	200	697,393	0	0	0	2,758	0	0	0
	CA	500,984	0	238	0	0	0	0	143,000	448	0	354,540	0	0	0	2,758	0	0	0
Mutsu/ Crispin	Total	469,634	0	0	0	0	160	0	0	0	0	411,068	0	0	54,480	3,926	0	0	0
	CA	280,021	0	0	0	0	0	0	0	0	0	276,095	0	0	0	3,926	0	0	0
Newtown Pippin	Total	78,085	73,496	0	0	0	0	0	0	3,585	0	0	0	0	0	1,004	0	0	0
	CA	21,619	17,030	0	0	0	0	0	0	3,585	0	0	0	0	0	1,004	0	0	0
Pink Lady/ Cripps Pink	Total	1,893,946	10,000	0	4,000	0	0	0	5,000	8,067	0	4,692	0	20,599	34,002	14,481	1,743,810	49,296	0
	CA	1,156,630	0	0	0	0	0	0	0	8,067	0	3,872	0	19,702	0	13,474	1,062,219	49,296	0
Red Delicious	Total	4,193,723	0	0	46,256	0	1,017	0	191,000	7,516	0	265,023	2,163	51,092	21,793	99,773	3,494,286	10,307	3,496
	CA	3,422,958	0	0	44,000	0	1,017	0	65,000	5,924	0	134,296	2,163	47,723	18,633	61,714	3,030,180	10,307	2,000
Rome	Total	2,802,552	0	0	36,000	0	10,900	0	508,000	260,275	0	1,152,438	0	0	554,424	280,515	0	0	0
	CA	1,805,594	0	0	0	0	7,000	0	455,000	76,470	0	691,592	0	0	345,822	229,711	0	0	0
Rome Sport	Total	8,918	0	0	0	0	0	0	0	0	0	0	0	0	8,918	0	0	0	0
	CA	0	0	0	0	0	0	0	0	0	0	0	0	0	0	0	0	0	0
Spartan	Total	5,082	0	0	0	0	0	0	0	4,481	0	0	0	0	0	601	0	0	0
	CA	5,082	0	0	0	0	0	0	0	4,481	0	0	0	0	0	601	0	0	0
Stayman	Total	86,930	0	0	0	0	0	0	0	0	0	5,304	0	0	58,488	23,137	0	0	0
	CA	26,864	0	0	0	0	0	0	0	0	0	5,304	0	0	0	21,560	0	0	0
York	Total	1,609,016	0	0	0	0	73,364	0	0	0	0	31,716	0	0	1,228,087	275,848	0	0	0
	CA	1,033,163	0	0	0	0	43,424	0	0	0	0	31,716	0	0	720,094	237,929	0	0	0
Others	Total	4,366,454	0	2,304	2,700	750	18,084	0	1,427,000	8,034	0	806,704	0	16,864	343,424	195,828	1,544,762	0	0
	CA	2,563,372	0	196	2,700	0	0	0	894,000	8,034	0	204,867	0	12,916	12,344	136,380	1,291,935	0	0
Total Varieties	Total	48,536,072	158,547	11,532	117,280	18,676	198,522	0	4,594,000	493,120	420	6,706,813	2,163	315,809	3,968,320	1,299,551	30,575,238	64,085	11,996
	CA	35,153,119	92,081	7,476	54,500	15,237	146,084	0	3,071,000	197,492	0	3,668,868	2,163	277,344	1,648,362	1,083,706	24,817,521	64,085	7,200

Table 9: U.S. Apple Movement: State Summary (42-lb Bushels)

NOVEMBER 2023	TOTAL		FRESH		PROCESSING	
	REGULAR	CONTROLLED ATMOSPHERE	REGULAR	CONTROLLED ATMOSPHERE	REGULAR	CONTROLLED ATMOSPHERE
United States	(5,724,012)	(12,035,623)	(4,611,760)	(11,133,772)	(1,112,252)	(901,851)
California	(45,777)	(66,908)	(25,000)	(44,021)	(20,777)	(22,886)
Connecticut	(16,641)	(1,000)	(18,787)	(1,000)	2,146	0
Idaho	(76,706)	(17,375)	(51,138)	(31,875)	(25,568)	14,500
Indiana	(6,474)	(1,559)	(6,949)	0	475	(1,559)
Maryland	52,556	(99,668)	118	(56,688)	52,438	(42,980)
Massachusetts	(10,122)	(830)	(9,302)	(830)	(820)	0
Michigan	(853,000)	194,000	(483,000)	(51,000)	(370,000)	245,000
North Carolina	(39,969)	(30,339)	(9,722)	(10,133)	(30,247)	(20,206)
New Hampshire	(10,496)	(441)	(10,916)	(441)	420	0
New York	(1,423,563)	456,498	(1,056,576)	(17,392)	(366,988)	473,891
Ohio	(1,449)	(1,846)	(1,449)	(1,625)	0	(221)
Oregon	(3,125)	92,910	5,325	46,236	(8,450)	46,674
Pennsylvania	95,737	490,998	(85,452)	331,426	181,189	159,572
Virginia	(149,224)	65,775	(26,884)	(21,474)	(122,339)	87,249
Washington	(3,204,687)	(13,098,932)	(2,805,720)	(11,263,804)	(398,967)	(1,835,128)
West Virginia	(1,467)	(15,635)	(1,467)	(9,079)	0	(6,557)
Other States	(29,603)	(1,270)	(24,839)	(2,070)	(4,764)	800

Other States include Delaware, Maine, Utah, Wisconsin and any other suppressed (S) state data.

Table 10: U.S. Apple Movement: Variety Summary (42-lb Bushels)

NOVEMBER 2023	TOTAL		FRESH		PROCESSING	
	REGULAR	CONTROLLED ATMOSPHERE	REGULAR	CONTROLLED ATMOSPHERE	REGULAR	CONTROLLED ATMOSPHERE
Total Varieties	(5,724,012)	(12,035,623)	(4,611,760)	(11,133,772)	(1,112,252)	(901,851)
Ambrosia	(213,838)	(220,963)	(201,255)	(197,851)	(12,582)	(23,112)
Cortland	(67,932)	15,199	(37,141)	(23,265)	(30,792)	38,464
Cosmic Crisp ®	(104,087)	(232,104)	(66,867)	(107,419)	(37,219)	(124,685)
Empire	(100,654)	(30,535)	(65,914)	28,742	(34,740)	(59,277)
Envy ®	(401,456)	(353,782)	(497,375)	(457,864)	95,918	104,082
Fuji	(353,760)	(870,702)	(357,318)	(820,727)	3,559	(49,975)
Gala	(675,274)	(3,705,207)	(515,865)	(2,978,619)	(159,409)	(726,587)
Golden Delicious	(1,204,586)	(485,506)	(830,253)	(459,025)	(374,332)	(26,481)
Granny Smith	(544,389)	(2,469,101)	(512,020)	(2,267,606)	(32,368)	(201,495)
Honeycrisp	(954,204)	(2,753,437)	(774,295)	(1,711,760)	(179,909)	(1,041,676)
Idared	(108,369)	304,778	(10,036)	8,602	(98,334)	296,177
Jonathan	(63,274)	(5,442)	(13,274)	(1,551)	(50,000)	(3,891)
McIntosh	(258,425)	72,931	(119,841)	30,786	(138,584)	42,144
Mutsu/Crispin	(9,242)	62,446	(4,792)	164	(4,450)	62,282
Newtown Pippin	(5,777)	(7,437)	0	(5,225)	(5,777)	(2,212)
Pink Lady/Cripps Pink	(37,493)	295,551	38,517	(2,516)	(76,011)	298,067
Red Delicious	(353,401)	(1,703,258)	(470,915)	(1,895,483)	117,514	192,224
Rome	(116,913)	330,511	(899)	14,828	(116,014)	315,683
Rome Sport	889	899	2,575	899	(1,686)	0
Spartan	(117)	(1,776)	(117)	(1,256)	(0)	(520)
Stayman	(8,316)	(3,052)	(7,962)	(303)	(354)	(2,749)
York	186,490	105,140	(106)	(5,518)	186,596	110,657
Other Varieties	(329,884)	(380,776)	(166,608)	(281,804)	(163,276)	(98,972)

Table 11:
U.S. Apple Movement:
State History
(42-lb Bushels)

NOVEMBER 2023	TOTAL			FRESH			PROCESSING		
	2023/24	2022/23	5-YR AVERAGE	2023/24	2022/23	5-YR AVERAGE	2023/24	2022/23	5-YR AVERAGE
United States	(17,759,635)	(9,800,813)	(14,075,273)	(15,745,531)	(9,608,840)	(12,151,153)	(2,014,103)	(191,973)	(1,924,121)
California	(112,685)	(16,208)	(121,951)	(69,021)	(8,209)	(79,294)	(43,664)	(8,000)	(42,657)
Connecticut	(17,641)	(18,252)	(20,664)	(19,787)	(16,972)	(19,235)	2,146	(1,280)	(1,429)
Idaho	(94,081)	(5,100)	(109,605)	(83,013)	(5,100)	(82,945)	(11,068)	0	(26,660)
Indiana	(8,033)	(4,742)	(9,123)	(6,949)	(3,668)	(6,992)	(1,084)	(1,074)	(2,131)
Maryland	(47,112)	(81,540)	(79,877)	(56,570)	(55,814)	(74,752)	9,458	(25,726)	(5,125)
Massachusetts	(10,952)	(11,266)	(15,489)	(10,132)	(11,608)	(15,174)	(820)	342	(315)
Michigan	(659,000)	(955,000)	(865,403)	(534,000)	(1,016,000)	(955,063)	(125,000)	61,000	89,661
North Carolina	(70,309)	(81,554)	(106,470)	(19,856)	(49,089)	(20,565)	(50,453)	(32,465)	(85,905)
New Hampshire	(10,938)	(8,121)	(25,396)	(11,358)	(9,601)	(25,162)	420	1,480	(234)
New York	(967,065)	(752,531)	(391,794)	(1,073,968)	(524,951)	(553,130)	106,903	(227,580)	161,336
Ohio	(3,295)	(1,951)	(16,423)	(3,074)	(1,821)	(17,910)	(221)	(130)	1,487
Oregon	89,785	341,775	(40,441)	51,561	52,368	(78,882)	38,224	289,407	38,441
Pennsylvania	586,735	(97,860)	(285,701)	245,974	(127,936)	(207,325)	340,761	30,076	(78,377)
Virginia	(83,448)	85,322	103,584	(48,358)	(40,545)	(5,630)	(35,090)	125,867	109,214
Washington	(16,303,619)	(8,293,333)	(12,058,197)	(14,069,524)	(7,744,762)	(9,954,198)	(2,234,095)	(548,571)	(2,104,000)
West Virginia	(17,103)	145,975	20,449	(10,546)	(6,174)	(8,858)	(6,557)	152,149	29,308
Other States	(30,873)	(46,426)	(52,772)	(26,909)	(38,957)	(46,038)	(3,964)	(7,469)	(6,734)

Other States include Delaware, Maine, Utah, Wisconsin and any other suppressed (S) state data.

Table 12:
U.S. Apple Movement:
Variety History
(42-lb Bushels)

NOVEMBER 2023	TOTAL			FRESH			PROCESSING		
	2023/24	2022/23	5-YR AVERAGE	2023/24	2022/23	5-YR AVERAGE	2023/24	2022/23	5-YR AVERAGE
Total Varieties	(17,759,635)	(9,800,813)	(14,075,273)	(15,745,531)	(9,608,840)	(12,151,153)	(2,014,103)	(191,973)	(1,924,121)
Ambrosia	(434,801)	(36,643)	(189,777)	(399,106)	(110,036)	(167,752)	(35,694)	73,393	(22,026)
Cortland	(52,734)	(62,862)	(118,531)	(60,405)	(46,794)	(57,209)	7,672	(16,068)	(61,322)
Cosmic Crisp ®	(336,190)	493,333	18,584	(174,286)	168,571	(15,321)	(161,905)	324,762	33,905
Empire	(131,190)	(231,963)	(278,993)	(37,172)	(131,020)	(160,863)	(94,018)	(100,943)	(118,130)
Envy ®	(755,238)	0	0	(955,238)	0	0	200,000	0	0
Fuji	(1,224,462)	(1,377,332)	(1,647,732)	(1,178,045)	(1,282,190)	(1,331,188)	(46,417)	(95,142)	(316,544)
Gala	(4,380,481)	(2,521,247)	(3,395,942)	(3,494,484)	(2,125,200)	(2,825,633)	(885,996)	(396,047)	(570,309)
Golden Delicious	(1,690,091)	(833,964)	(1,059,304)	(1,289,278)	(512,534)	(653,700)	(400,813)	(321,430)	(405,603)
Granny Smith	(3,013,490)	(991,523)	(1,687,394)	(2,779,627)	(1,208,481)	(1,618,183)	(233,863)	216,958	(69,211)
Honeycrisp	(3,707,641)	(1,809,605)	(2,497,483)	(2,486,056)	(1,410,797)	(1,982,479)	(1,221,585)	(398,808)	(515,004)
Idared	196,409	66,055	366,811	(1,434)	(57,653)	(9,313)	197,843	123,707	376,123
Jonathan	(68,715)	(63,303)	(59,235)	(14,824)	(13,038)	(39,049)	(53,891)	(50,265)	(20,186)
McIntosh	(185,495)	(226,845)	(216,414)	(89,055)	(160,173)	(142,915)	(96,440)	(66,672)	(73,499)
Mutsu/Crispin	53,203	(27,015)	3,524	(4,629)	(6,644)	(5,443)	57,832	(20,370)	8,968
Newtown Pippin	(13,214)	2,264	(12,766)	(5,225)	(3,059)	(5,957)	(7,989)	5,323	(6,809)
Pink Lady/Cripps Pink	258,058	785,480	209,914	36,001	567,135	65,203	222,057	218,345	144,711
Red Delicious	(2,056,659)	(1,346,672)	(1,953,848)	(2,366,398)	(1,493,794)	(1,731,864)	309,739	147,122	(221,984)
Rome	213,598	109,199	11,424	13,930	(9,496)	(73,481)	199,669	118,695	84,905
Rome Sport	1,788	17,843	(9,374)	3,474	(757)	(3,057)	(1,686)	18,600	(6,318)
Spartan	(1,892)	(6,134)	6,546	(1,372)	(5,829)	4,343	(520)	(304)	2,204
Stayman	(11,368)	(4,013)	(8,252)	(8,265)	(1,850)	(2,267)	(3,103)	(2,163)	(5,985)
York	291,630	255,557	232,079	(5,623)	(3,492)	(5,755)	297,253	259,050	237,835
Other Varieties	(710,660)	(2,002,777)	(1,709,586)	(448,412)	(1,762,028)	(1,324,191)	(262,248)	(240,749)	(385,395)

Table 13: U.S. Apple Performance: Variety Detail

DECEMBER 2023/ NOVEMBER 2023	FRESH						PROCESSING					
	REMAINING HOLDINGS			MOVEMENT RATE			REMAINING HOLDINGS			MOVEMENT RATE		
	2023/24	2022/23	5-YR AVERAGE	2023/24	2022/23	5-YR AVERAGE	2023/24	2022/23	5-YR AVERAGE	2023/24	2022/23	5-YR AVERAGE
Total Varieties	89%	91%	89%	11%	9%	11%	96%	100%	96%	4%	0%	4%
Ambrosia	86%	93%	89%	14%	7%	11%	93%	120%	93%	7%	-20%	7%
Cortland	77%	81%	81%	23%	19%	19%	102%	94%	84%	-2%	6%	16%
Cosmic Crisp ®	98%	103%	99%	2%	-3%	1%	92%	122%	106%	8%	-22%	-6%
Empire	96%	90%	88%	4%	10%	12%	84%	85%	78%	16%	15%	22%
Envy ®	76%	N/A	N/A	24%	N/A	N/A	256%	N/A	N/A	-156%	N/A	N/A
Fuji	92%	90%	91%	8%	10%	9%	99%	97%	91%	1%	3%	9%
Gala	86%	90%	88%	14%	10%	12%	82%	91%	89%	18%	9%	11%
Golden Delicious	80%	88%	88%	20%	12%	12%	93%	93%	92%	7%	7%	8%
Granny Smith	85%	89%	88%	15%	11%	12%	94%	107%	98%	6%	-7%	2%
Honeycrisp	88%	87%	84%	12%	13%	16%	88%	95%	93%	12%	5%	7%
Idared	99%	75%	94%	1%	25%	6%	110%	108%	122%	-10%	-8%	-22%
Jonathan	86%	88%	73%	14%	12%	27%	72%	78%	90%	28%	22%	10%
McIntosh	93%	86%	91%	7%	14%	9%	90%	93%	90%	10%	7%	10%
Mutsu/Crispin	92%	89%	92%	8%	11%	8%	114%	93%	103%	-14%	7%	-3%
Newtown Pippin	91%	93%	90%	9%	7%	10%	91%	108%	92%	9%	-8%	8%
Pink Lady/Cripps Pink	100%	111%	101%	0%	-11%	-1%	113%	115%	112%	-13%	-15%	-12%
Red Delicious	90%	90%	92%	10%	10%	8%	108%	105%	95%	-8%	-5%	5%
Rome	108%	95%	76%	-8%	5%	24%	108%	106%	103%	-8%	-6%	-3%
Rome Sport	110%	98%	92%	-10%	2%	8%	84%	165%	89%	16%	-65%	11%
Spartan	99%	96%	103%	1%	4%	-3%	91%	93%	137%	9%	7%	-37%
Stayman	62%	90%	91%	38%	10%	9%	97%	97%	95%	3%	3%	5%
York	91%	93%	89%	9%	7%	11%	123%	120%	115%	-23%	-20%	-15%
Other Varieties	95%	84%	85%	5%	16%	15%	94%	95%	90%	6%	5%	10%

Note: Remaining Holdings is a cumulative metric for the current month while Movement Rate is a monthly snapshot for the previous month. The first will tell users if they are ahead or behind total disposition compared to the same time last year/five-year average. The second will tell users if last month's disposition was faster or slower than the disposition in the same month the previous year/five-year average.

Figure 1: U.S. Fresh Apple Exports

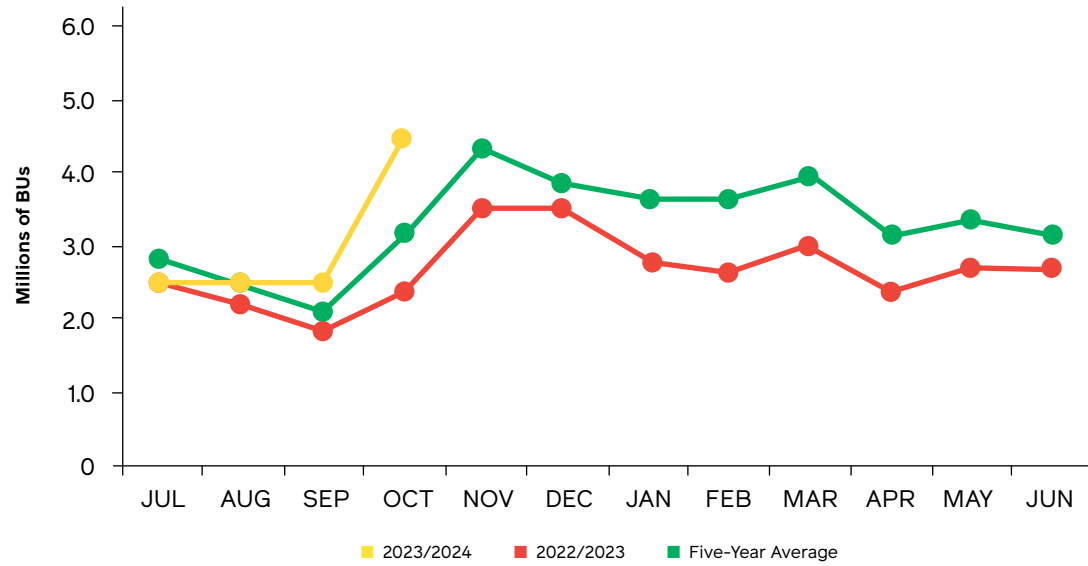


Figure 2: U.S. Fresh Apple Imports

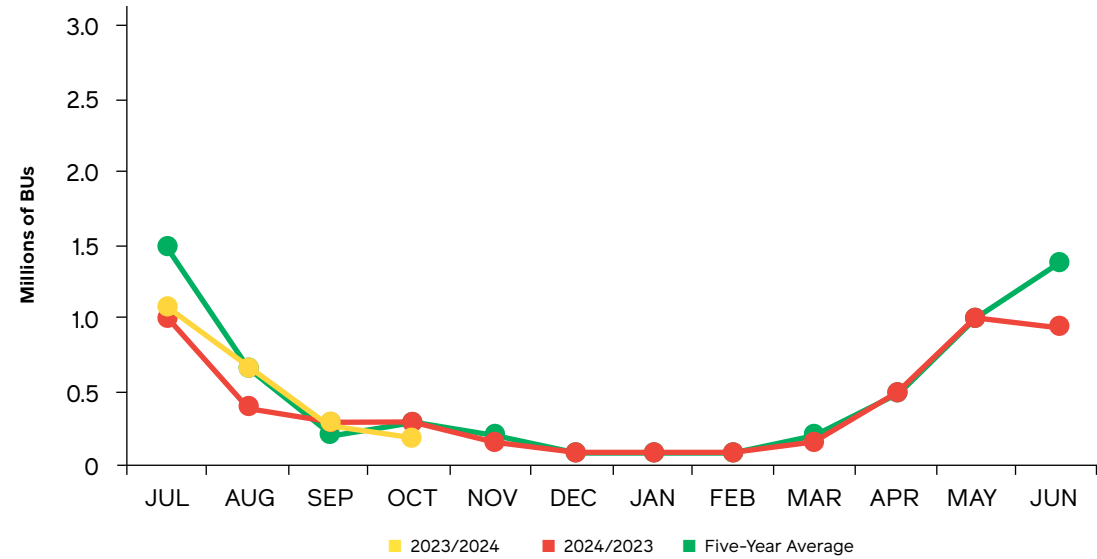


Figure 3: U.S. Fresh Apple Net Trade: Crop YTD

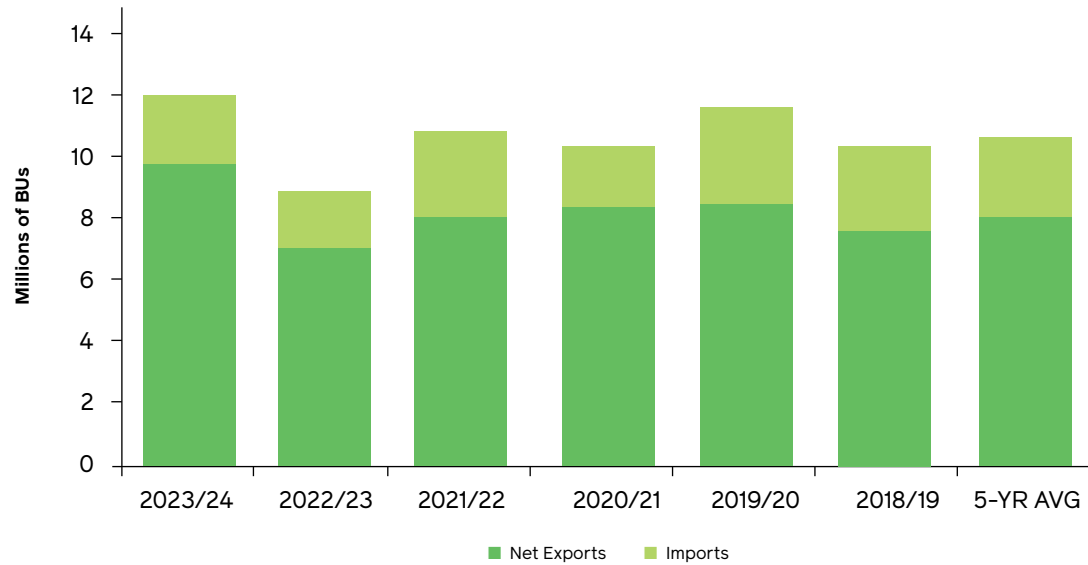
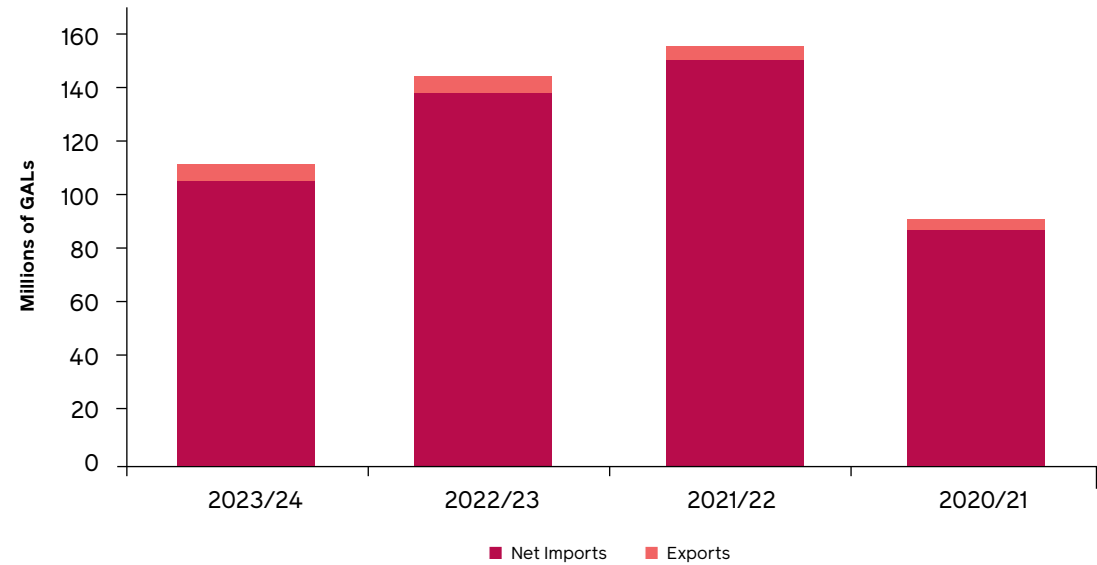


Figure 4: U.S. Apple Juice Concentrate Net Trade: Crop YTD



Sources: USDA, Foreign Agricultural Service, USApple
 Notes: Five-year average does not include current crop year (July-June). Trade data lags by two months.

Table 14: European Apple Holdings: Country Summary

NOVEMBER 2023	2023/24	2022/23	5-YR AVERAGE	MOVEMENT (PRIOR MO.)
Total Europe	N/A	N/A	N/A	N/A
Austria	N/A	N/A	N/A	N/A
Belgium	N/A	N/A	N/A	N/A
Czech Republic	N/A	N/A	N/A	N/A
Denmark	N/A	N/A	N/A	N/A
France	N/A	N/A	N/A	N/A
Germany	N/A	N/A	N/A	N/A
Italy	N/A	N/A	N/A	N/A
Poland	N/A	N/A	N/A	N/A
Spain	N/A	N/A	N/A	N/A
Switzerland	N/A	N/A	N/A	N/A
The Netherlands	N/A	N/A	N/A	N/A
United Kingdom	N/A	N/A	N/A	N/A

Source: The World Apple and Pear Association
 Note: Data reported in 42-pound bushels. The difference between the 2021/22 country and variety totals are holdings in Slovakia.

Table 15: European Apple Holdings: Variety Summary

NOVEMBER 2023	2023/24	2022/23	5-YR AVERAGE	MOVEMENT (PRIOR MO.)
Total Varieties	N/A	N/A	N/A	N/A
Annurca	N/A	N/A	N/A	N/A
Boskoop	N/A	N/A	N/A	N/A
Braeburn	N/A	N/A	N/A	N/A
Bramley	N/A	N/A	N/A	N/A
Cameo	N/A	N/A	N/A	N/A
Cortland	N/A	N/A	N/A	N/A
Cox Orange	N/A	N/A	N/A	N/A
Cripps Pink	N/A	N/A	N/A	N/A
Elstar	N/A	N/A	N/A	N/A
Fuji	N/A	N/A	N/A	N/A
Gala	N/A	N/A	N/A	N/A
Gloster	N/A	N/A	N/A	N/A
Golden Delicious	N/A	N/A	N/A	N/A
Granny Smith	N/A	N/A	N/A	N/A
Holsteiner Cox	N/A	N/A	N/A	N/A
Idared	N/A	N/A	N/A	N/A
Jonagold	N/A	N/A	N/A	N/A
Jonagored	N/A	N/A	N/A	N/A
Jonathan	N/A	N/A	N/A	N/A
Lobo	N/A	N/A	N/A	N/A
Morgendurf/imperat	N/A	N/A	N/A	N/A
Pinova	N/A	N/A	N/A	N/A
Red Delicious	N/A	N/A	N/A	N/A
Red Jonaprince	N/A	N/A	N/A	N/A
Reinette	N/A	N/A	N/A	N/A
Shampion	N/A	N/A	N/A	N/A
Stayman	N/A	N/A	N/A	N/A
Spartan	N/A	N/A	N/A	N/A
Other Varieties	N/A	N/A	N/A	N/A

Source: The World Apple and Pear Association
 Note: Data reported in 42-pound bushels.

Table 16: U.S. Apple Holdings: Other Varieties Detail

DECEMBER 2023	TOTAL	
	2023/24	2022/23
Total Other Varieties	12,258,048	13,523,342
Autumn Glory ®	N/A	N/A
EverCrisp ®	N/A	N/A
Jazz ®	N/A	N/A
Juici ®	N/A	N/A
Kanzi ®	N/A	N/A
Karma ®	N/A	N/A
KIKU ®	N/A	N/A
Koru ®	N/A	N/A
Lucy ®	N/A	N/A
Ludacrisp ®	N/A	N/A
Opal ®	N/A	N/A
Piñata ®	76,760	N/A
Rave ®	15,743	N/A
Rockit ®	N/A	N/A
RubyFrost ®	N/A	N/A
SnapDragon ®	N/A	N/A
SugarBee ®	N/A	N/A
SweeTango ®	N/A	N/A
Sweetie ®	N/A	N/A
WildTwist ® (R10-45)	400,000	N/A
Others Not Specified	11,765,545	13,523,342

Source: Managed brands via USApple.
Notes: Data reported in 42-pound bushels.

The varieties selected are only a few of the many managed brands available in the marketplace - data for additional varieties will be published as provided.

Prior to the 2023/24 season, Envy ® was included among the Other Varieties - it is now being reported separately in **Table 5**.



DISCLAIMER

While efforts have been made to ensure the accuracy and reliability of the information contained in this report, all information in this report is provided by the U.S. Apple Association (USApple) "as-is" with no guarantee of completeness, accuracy or timeliness and without warranty of any kind expressed or implied by USApple. Use of such information is voluntary, and reliance on it should only be undertaken after an independent review of its accuracy, completeness and applicability.

© 2023 U.S. Apple Association. Reproduction in whole or in part of the material contained herein is prohibited without prior permission from USApple.

For more information, contact the author of this report, Christopher Gerlach, Director, Industry Analytics at USApple: 7600 Leesburg Pike, Suite 400 East | Falls Church, VA 22043 | 703.442.8850 | usapple.org