

November 1 U.S. Holdings

Sponsored by



hazel®

140 Million Fresh-Market Holdings

UP
36% YOY

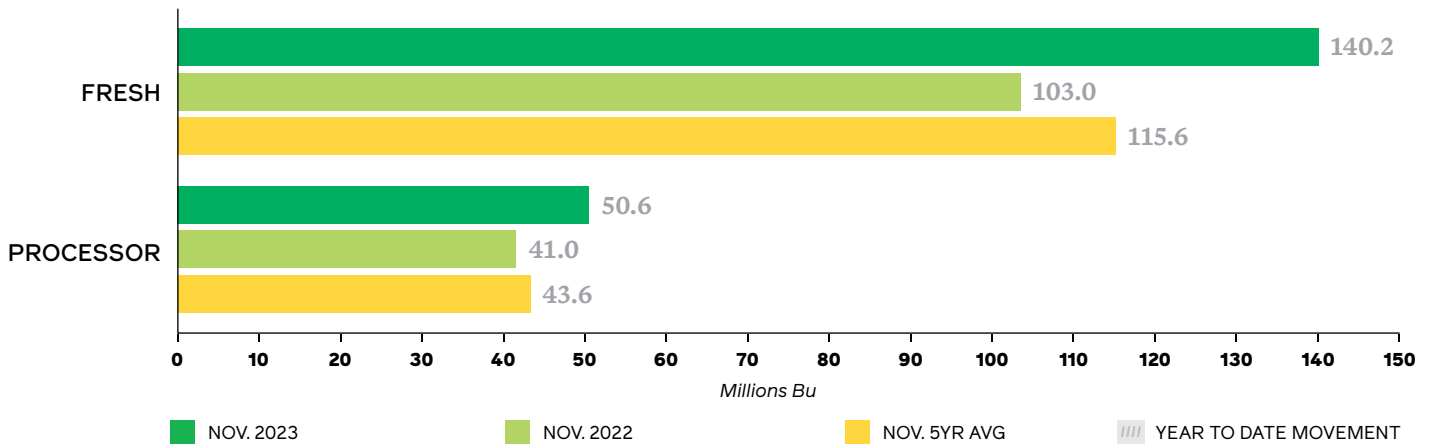
U.S. fresh apple holdings on November 1, 2023 totaled 140 million bushels, 36 percent more than the inventories reported last November and 21 percent more than the November five-year average.

51 Million Processing Apple Holdings

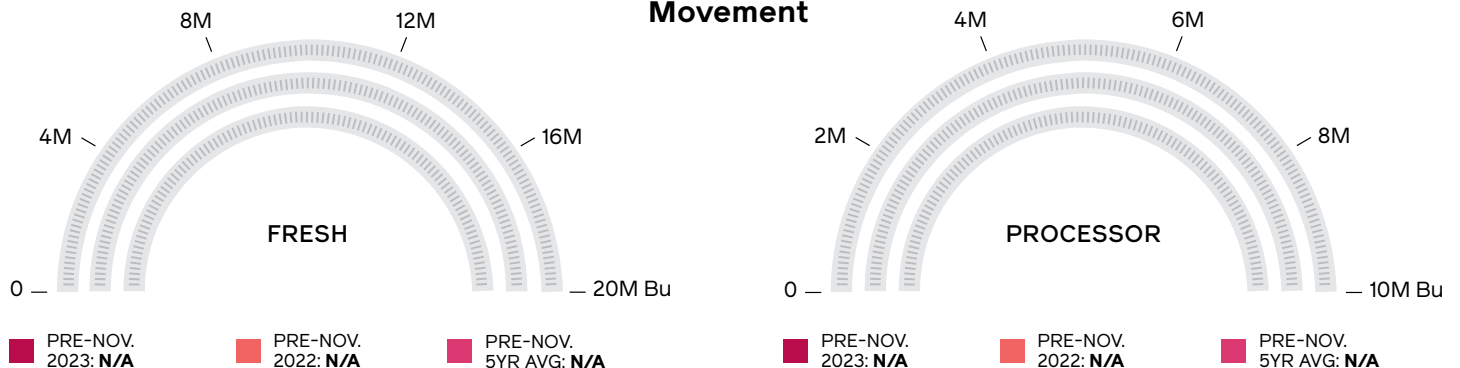
UP
28% YOY

U.S. processing apple holdings on November 1, 2023 totaled 51 million bushels, 23 percent more than the inventories reported last November and 16 percent more than the November five-year average.

Holdings



Movement



Tables & Figures

TABLES

Table 1:	USAppleTracker Summary.....	2
Table 2:	U.S. Apple Holdings: State Summary.....	3
Table 3:	U.S. Apple Holdings: Variety Summary.....	3
Table 4:	U.S. Apple Holdings: State History.....	4
Table 5:	U.S. Apple Holdings: Variety History.....	4
Table 6:	U.S. Apple Holdings: Total Detail.....	5
Table 7:	U.S. Apple Holdings: Fresh Detail.....	6
Table 8:	U.S. Apple Holdings: Processing Detail.....	7
Table 9:	U.S. Apple Movement: State Summary.....	8
Table 10:	U.S. Apple Movement: Variety Summary.....	8
Table 11:	U.S. Apple Movement: State History.....	9
Table 12:	U.S. Apple Movement: Variety History.....	9
Table 13:	U.S. Apple Performance: Variety Detail.....	10
Table 14:	European Apple Holdings: Country Summary.....	12
Table 15:	European Apple Holdings: Variety Summary.....	12
Table 16:	U.S. Apple Holdings: Other Varieties Detail.....	13

FIGURES

Figure 1:	U.S. Fresh Apple Exports.....	11
Figure 2:	U.S. Fresh Apple Imports.....	11
Figure 3:	U.S. Fresh Apple Net Trade: Crop YTD.....	11
Figure 4:	U.S. Apple Juice Concentrate Net Trade: Crop YTD.....	11

Table 1:
USAppleTracker
Summary
(Millions of 42-lb Bushels)

NOVEMBER 2023		2023/24	2022/23	5-YR AVERAGE
Total Holdings		190.7	144.0	159.2
By Use	Fresh	140.2	103.0	115.6
	Processing	50.6	41.0	43.6
By Storage Type	Regular	46.3	33.4	35.6
	CA	144.4	110.7	123.6
Total Movement (prior month)		N/A	N/A	N/A
By Use	Fresh	N/A	N/A	N/A
	Processing	N/A	N/A	N/A
By Storage Type	Regular	N/A	N/A	N/A
	CA	N/A	N/A	N/A

Table 2: U.S. Apple Holdings: State Summary (42-lb Bushels)

NOVEMBER 2023	TOTAL		FRESH		PROCESSING	
	REGULAR	CONTROLLED ATMOSPHERE	REGULAR	CONTROLLED ATMOSPHERE	REGULAR	CONTROLLED ATMOSPHERE
United States	46,284,410	144,428,853	31,789,205	108,373,883	14,495,205	36,054,970
California	142,244	346,032	55,000	231,064	87,244	114,967
Connecticut	57,285	52,290	55,375	44,814	1,910	7,476
Idaho	325,186	234,800	236,838	194,800	88,348	40,000
Indiana	39,126	16,796	36,162	0	2,964	16,796
Maryland	199,732	389,650	199,732	200,586	0	189,064
Massachusetts	55,716	8,947	54,896	8,947	820	0
Michigan	3,381,000	8,938,000	1,488,000	6,112,000	1,893,000	2,826,000
North Carolina	430,622	326,871	104,747	109,173	325,875	217,698
New Hampshire	21,848	4,755	21,848	4,755	0	0
New York	6,012,449	8,922,994	2,607,516	5,728,016	3,404,933	3,194,977
Ohio	15,611	19,890	15,611	17,505	0	2,385
Oregon	97,003	845,790	50,088	615,120	46,915	230,670
Pennsylvania	2,471,966	2,912,505	333,197	1,423,715	2,138,769	1,488,790
Virginia	567,223	1,262,367	229,039	265,911	338,184	996,456
Washington	32,362,180	119,903,344	26,205,496	93,250,694	6,156,684	26,652,649
West Virginia	15,808	168,453	15,808	97,811	0	70,642
Other States	89,412	75,370	79,852	68,970	9,560	6,400

Other States include Delaware, Maine, Utah, Wisconsin and any other suppressed (S) state data.

Table 3: U.S. Apple Holdings: Variety Summary (42-lb Bushels)

NOVEMBER 2023	TOTAL		FRESH		PROCESSING	
	REGULAR	CONTROLLED ATMOSPHERE	REGULAR	CONTROLLED ATMOSPHERE	REGULAR	CONTROLLED ATMOSPHERE
Total Varieties	46,284,410	144,428,853	31,789,205	108,373,883	14,495,205	36,054,970
Ambrosia	1,377,926	2,069,010	1,193,763	1,741,585	184,163	327,425
Cortland	381,322	285,248	126,819	134,069	254,503	151,180
Cosmic Crisp ®	3,326,780	6,164,648	2,856,282	4,588,479	470,498	1,576,169
Empire	526,361	1,035,480	219,020	740,563	307,341	294,917
Envy ®	2,173,644	2,011,118	2,111,982	1,944,208	61,662	66,910
Fuji	4,823,748	13,523,885	3,913,005	10,893,326	910,743	2,630,559
Gala	3,103,869	26,065,880	2,371,867	21,737,426	732,002	4,328,454
Golden Delicious	4,244,360	8,258,162	2,060,622	4,519,957	2,183,738	3,738,205
Granny Smith	4,288,012	18,217,532	3,306,810	14,955,433	981,202	3,262,099
Honeycrisp	6,054,737	24,107,173	4,355,059	15,582,724	1,699,678	8,524,449
Idared	856,725	1,230,820	27,448	69,342	829,277	1,161,479
Jonathan	116,574	180,655	19,381	87,209	97,193	93,446
McIntosh	1,029,233	1,159,140	508,522	700,301	520,711	458,839
Mutsu/Crispin	212,450	257,930	18,387	40,191	194,063	217,739
Newtown Pippin	62,244	80,126	0	56,296	62,244	23,830
Pink Lady/Cripps Pink	4,668,520	4,972,117	3,855,193	4,113,555	813,327	858,562
Red Delicious	3,450,092	22,979,383	2,796,841	19,748,650	653,251	3,230,733
Rome	1,206,957	1,579,892	93,986	89,980	1,112,972	1,489,912
Rome Sport	31,993	12,389	21,389	12,389	10,604	0
Spartan	923	133,492	923	127,890	0	5,602
Stayman	80,339	31,318	19,919	1,705	60,420	29,613
York	390,395	981,952	1,139	59,446	389,256	922,506
Other Varieties	3,877,205	9,091,504	1,910,846	6,429,160	1,966,359	2,662,344

Table 4:
U.S. Apple Holdings:
State History
(42-lb Bushels)

NOVEMBER 2023	TOTAL			FRESH			PROCESSING		
	2023/24	2022/23	5-YR AVERAGE	2023/24	2022/23	5-YR AVERAGE	2023/24	2022/23	5-YR AVERAGE
United States	190,713,264	144,019,425	159,189,158	140,163,088	102,979,611	115,624,207	50,550,176	41,039,814	43,564,951
California	488,275	229,399	453,126	286,064	116,181	259,740	202,211	113,218	193,386
Connecticut	109,575	66,530	75,493	100,189	61,337	69,032	9,386	5,193	6,461
Idaho	559,986	197,400	430,701	431,638	197,400	388,667	128,348	0	42,035
Indiana	55,922	44,694	53,695	36,162	29,497	35,286	19,760	15,197	18,409
Maryland	589,382	469,183	500,915	400,318	323,777	414,829	189,064	145,406	86,086
Massachusetts	64,663	66,054	90,984	63,843	64,072	89,148	820	1,982	1,836
Michigan	12,319,000	13,166,000	9,801,963	7,600,000	8,101,000	5,733,223	4,719,000	5,065,000	4,068,739
North Carolina	757,493	557,578	627,107	213,921	164,523	141,712	543,573	393,055	485,395
New Hampshire	26,603	65,971	52,472	26,603	65,971	51,216	0	0	1,256
New York	14,935,443	10,336,974	11,219,692	8,335,533	6,006,606	6,461,418	6,599,910	4,330,368	4,758,274
Ohio	35,501	27,606	107,675	33,116	25,772	102,174	2,385	1,834	5,502
Oregon	942,793	940,600	1,129,907	665,208	736,336	889,011	277,585	204,264	240,896
Pennsylvania	5,384,471	5,499,449	5,487,216	1,756,912	1,902,662	1,777,380	3,627,559	3,596,786	3,709,836
Virginia	1,829,590	1,652,602	2,069,354	494,950	386,015	389,278	1,334,641	1,266,587	1,680,076
Washington	152,265,524	110,288,571	126,577,131	119,456,190	84,477,143	98,553,702	32,809,333	25,811,429	28,023,429
West Virginia	184,261	141,712	314,145	113,619	87,383	101,986	70,642	54,329	212,160
Other States	164,782	269,101	197,582	148,822	233,935	166,405	15,960	35,166	31,176

Other States include Delaware, Maine, Utah, Wisconsin and any other suppressed (S) state data.

Table 5:
U.S. Apple Holdings:
Variety History
(42-lb Bushels)

NOVEMBER 2023	TOTAL			FRESH			PROCESSING		
	2023/24	2022/23	5-YR AVERAGE	2023/24	2022/23	5-YR AVERAGE	2023/24	2022/23	5-YR AVERAGE
Total Varieties	190,713,264	144,019,425	159,189,158	140,163,088	102,979,611	115,624,207	50,550,176	41,039,814	43,564,951
Ambrosia	3,446,936	2,034,480	1,805,359	2,935,348	1,671,288	1,469,233	511,588	363,192	336,126
Cortland	666,570	522,255	680,898	260,888	247,556	274,699	405,683	274,699	381,762
Cosmic Crisp ®	9,491,429	6,737,143	2,720,622	7,444,762	5,265,714	2,134,146	2,046,667	1,471,429	586,476
Empire	1,561,841	1,911,182	1,831,510	959,583	1,252,078	1,288,257	602,258	659,104	543,253
Envy ®	4,184,762	0	0	4,056,190	0	0	128,571	0	0
Fuji	18,347,633	15,626,162	18,424,665	14,806,331	12,708,489	14,757,252	3,541,302	2,917,673	3,667,413
Gala	29,169,749	26,099,433	29,056,016	24,109,293	21,723,815	23,975,332	5,060,456	4,375,619	5,080,684
Golden Delicious	12,502,522	8,815,587	10,545,062	6,580,579	4,356,947	5,652,695	5,921,943	4,458,640	4,892,368
Granny Smith	22,505,544	14,010,483	17,269,500	18,262,243	11,035,775	13,516,977	4,243,301	2,974,707	3,752,522
Honeycrisp	30,161,910	18,607,353	19,989,283	19,937,783	10,847,114	12,736,671	10,224,127	7,760,239	7,252,611
Idared	2,087,545	1,774,631	1,886,042	96,790	227,899	156,795	1,990,755	1,546,732	1,729,247
Jonathan	297,229	332,264	352,088	106,590	105,207	146,695	190,639	227,057	205,393
McIntosh	2,188,373	2,064,014	2,342,081	1,208,822	1,139,671	1,570,059	979,551	924,344	772,021
Mutsu/Crispin	470,380	351,977	391,399	58,579	62,216	69,013	411,802	289,761	322,386
Newtown Pippin	142,370	109,495	144,945	56,296	43,296	58,817	86,074	66,198	86,127
Pink Lady/Cripps Pink	9,640,637	6,838,346	7,232,281	7,968,747	5,375,784	5,994,053	1,671,889	1,462,562	1,238,229
Red Delicious	26,429,475	18,401,175	26,554,385	22,545,491	15,449,429	22,095,439	3,883,984	2,951,746	4,458,945
Rome	2,786,849	2,327,178	2,910,469	183,966	197,091	312,508	2,602,883	2,130,087	2,597,961
Rome Sport	44,382	63,348	95,303	33,778	34,658	38,154	10,604	28,690	57,149
Spartan	134,415	154,484	132,282	128,813	150,176	126,278	5,602	4,308	6,005
Stayman	111,657	102,075	147,359	21,624	18,420	24,358	90,033	83,655	123,001
York	1,372,347	1,347,471	1,650,310	60,585	46,795	52,904	1,311,762	1,300,676	1,597,406
Other Varieties	12,968,708	15,526,120	12,475,549	8,340,006	10,813,632	8,711,468	4,628,703	4,712,488	3,764,081

Table 6: U.S. Apple Holdings: Total Detail (42-lb Bushels)

Other States include Delaware, Maine, Utah, Wisconsin and any other suppressed (S) state data.

NOVEMBER 2023	STORAGE TYPE	US	CA	CT	ID	IN	MD	MA	MI	NC	NH	NY	OH	OR	PA	VA	WA	WV	OTHER STATES
Ambrosia	Total	3,446,936	0	0	0	0	0	0	0	0	0	176,370	0	0	44,437	0	3,222,857	0	3,272
	CA	2,069,010	0	0	0	0	0	0	0	0	0	90,859	0	0	44,437	0	1,933,714	0	0
Cortland	Total	666,570	0	10,176	0	500	4,837	6,497	0	0	4,615	599,726	315	0	5,338	16,424	0	3,952	14,190
	CA	285,248	0	602	0	0	4,837	0	0	0	1,720	254,634	118	0	1,790	16,424	0	3,952	1,170
Cosmic Crisp ®	Total	9,491,429	0	0	0	0	0	0	0	0	0	0	0	0	0	0	9,491,429	0	0
	CA	6,164,648	0	0	0	0	0	0	0	0	0	0	0	0	0	0	6,164,648	0	0
Empire	Total	1,561,841	16,697	14,218	0	0	0	943	422,000	14,326	1,576	1,067,212	434	0	13,459	4,769	0	5,928	280
	CA	1,035,480	16,697	8,792	0	0	0	0	282,000	14,326	160	704,812	355	0	3,569	4,769	0	0	0
Envy ®	Total	4,184,762	0	0	0	0	0	0	0	0	0	0	0	0	0	0	4,184,762	0	0
	CA	2,011,118	0	0	0	0	0	0	0	0	0	0	0	0	0	0	2,011,118	0	0
Fuji	Total	18,347,633	6,916	3,532	109,709	600	65,848	241	600,000	21,966	740	753,945	788	228,924	455,690	42,538	16,036,190	7,904	12,100
	CA	13,523,885	6,916	2,338	0	0	1,022	0	350,000	6,422	600	495,485	394	187,132	262,781	18,669	12,181,574	3,952	6,600
Gala	Total	29,169,749	110,000	5,792	50,170	19,760	63,012	1,649	2,716,000	37,247	386	1,451,674	3,804	139,978	581,622	46,198	23,893,333	4,940	44,184
	CA	26,065,880	110,000	1,760	38,000	16,796	56,989	0	2,428,000	26,676	0	1,150,770	1,439	128,920	406,304	32,498	21,628,189	4,940	34,600
Golden Delicious	Total	12,502,522	160,055	4,420	26,950	1,120	143,331	378	1,526,000	217,869	920	1,766,681	11,707	0	1,310,367	432,681	6,868,571	25,688	5,782
	CA	8,258,162	160,055	2,840	15,000	0	125,320	0	1,028,000	94,800	0	694,852	8,238	0	503,127	310,972	5,289,270	25,688	0
Granny Smith	Total	22,505,544	30,000	196	27,528	1,976	6,646	0	0	23,320	0	233,932	3,291	16,704	153,304	49,298	21,951,429	0	7,920
	CA	18,217,532	0	196	0	0	3,948	0	0	0	0	186,909	1,419	6,798	117,889	25,969	17,874,405	0	0
Honeycrisp	Total	30,161,910	0	296	8,030	0	33,887	7,297	1,688,000	0	962	789,354	1,084	228,805	108,650	1,712	27,257,143	0	36,690
	CA	24,107,173	0	0	0	0	0	1,976	1,218,000	0	0	585,147	0	225,522	78,604	0	21,975,924	0	22,000
Idared	Total	2,087,545	0	7,660	0	0	39,944	0	634,000	0	0	1,224,960	591	0	122,038	58,352	0	0	0
	CA	1,230,820	0	6,636	0	0	39,944	0	365,000	0	0	774,781	414	0	0	44,046	0	0	0
Jonathan	Total	297,229	0	0	1,800	120	133	4,940	243,000	0	0	34,517	0	0	12,601	119	0	0	0
	CA	180,655	0	0	1,800	0	0	4,940	131,000	0	0	34,517	0	0	8,398	0	0	0	0
McIntosh	Total	2,188,373	0	23,454	0	450	0	30,655	464,000	1,976	8,707	1,625,126	1,143	0	13,855	3,105	0	0	15,902
	CA	1,159,140	0	14,652	0	0	0	22	359,000	1,976	2,275	766,094	315	0	11,766	3,040	0	0	0
Mutsu/ Crispin	Total	470,380	0	506	0	0	0	102	0	0	2,891	405,994	315	0	55,736	4,837	0	0	0
	CA	257,930	0	392	0	0	0	0	0	0	0	251,193	177	0	1,840	4,328	0	0	0
Newtown Pippin	Total	142,370	114,607	0	0	0	0	0	0	19,760	0	0	0	0	1,581	6,422	0	0	0
	CA	80,126	52,364	0	0	0	0	0	0	19,760	0	0	0	0	1,581	6,422	0	0	0
Pink Lady/ Cripps Pink	Total	9,640,637	50,000	7,974	10,000	0	14,824	1,976	89,000	38,794	180	117,854	0	62,678	63,969	106,634	9,021,714	54,340	700
	CA	4,972,117	0	5,600	0	0	429	1,976	31,000	28,652	0	84,337	0	62,678	43,004	105,405	4,554,696	54,340	0
Red Delicious	Total	26,429,475	0	2,655	279,798	18,058	149,960	4,618	1,344,000	36,961	563	1,080,119	3,173	197,479	511,300	279,343	22,434,286	70,642	16,522
	CA	22,979,383	0	98	180,000	0	114,064	33	1,189,000	14,434	0	731,255	2,385	174,614	438,326	107,464	19,946,069	70,642	11,000
Rome	Total	2,786,849	0	0	36,000	8,892	8,319	85	392,000	286,905	0	1,274,245	0	0	503,806	276,597	0	0	0
	CA	1,579,892	0	0	0	0	7,690	0	269,000	84,294	0	714,813	0	0	291,394	212,701	0	0	0
Rome Sport	Total	44,382	0	0	0	0	0	0	0	19,874	0	7,964	0	0	11,604	0	0	4,940	0
	CA	12,389	0	0	0	0	0	0	0	0	0	7,449	0	0	0	0	0	4,940	0
Spartan	Total	134,415	0	0	0	0	0	34	0	14,820	0	115,743	0	0	1,383	2,434	0	0	0
	CA	133,492	0	0	0	0	0	0	0	14,820	0	114,854	0	0	1,383	2,434	0	0	0
Stayman	Total	111,657	0	296	0	2,446	510	0	0	0	0	14,138	0	0	62,015	27,312	0	4,940	0
	CA	31,318	0	0	0	0	0	0	0	0	0	6,007	0	0	790	24,521	0	0	0
York	Total	1,372,347	0	0	0	0	1,755	0	0	11,856	0	78,433	0	0	1,002,284	277,030	0	988	0
	CA	981,952	0	0	0	0	1,755	0	0	11,856	0	78,433	0	0	637,140	252,767	0	0	0
Others	Total	12,968,708	0	28,400	10,000	2,000	56,377	5,248	2,201,000	11,820	5,065	2,117,455	8,854	68,225	349,431	193,784	7,903,810	0	7,240
	CA	9,091,504	0	8,384	0	0	33,653	0	1,288,000	8,856	0	1,195,793	4,635	60,126	58,380	89,938	6,343,739	0	0
Total Varieties	Total	190,713,264	488,275	109,575	559,986	55,922	589,382	64,663	12,319,000	757,493	26,603	14,935,443	35,501	942,793	5,384,471	1,829,590	152,265,524	184,261	164,782
	CA	144,428,853	346,032	52,290	234,800	16,796	389,650	8,947	8,938,000	326,871	4,755	8,922,994	19,890	845,790	2,912,505	1,262,367	119,903,344	168,453	75,370

Table 7: U.S. Apple Holdings: Fresh Detail (42-lb Bushels)

Other States include Delaware, Maine, Utah, Wisconsin and any other suppressed (S) state data.

NOVEMBER 2023	STORAGE TYPE	US	CA	CT	ID	IN	MD	MA	MI	NC	NH	NY	OH	OR	PA	VA	WA	WV	OTHER STATES
Ambrosia	Total	2,935,348	0	0	0	0	0	0	0	0	0	124,374	0	0	44,437	0	2,763,810	0	2,728
	CA	1,741,585	0	0	0	0	0	0	0	0	0	38,862	0	0	44,437	0	1,658,286	0	0
Cortland	Total	260,888	0	9,728	0	500	0	6,497	0	0	4,615	215,752	315	0	5,338	0	0	3,952	14,190
	CA	134,069	0	196	0	0	0	0	0	0	1,720	125,122	118	0	1,790	0	0	3,952	1,170
Cosmic Crisp ®	Total	7,444,762	0	0	0	0	0	0	0	0	0	0	0	0	0	0	7,444,762	0	0
	CA	4,588,479	0	0	0	0	0	0	0	0	0	0	0	0	0	0	4,588,479	0	0
Empire	Total	959,583	5,829	14,218	0	0	0	943	57,000	10,868	1,576	851,978	434	0	7,432	3,097	0	5,928	280
	CA	740,563	5,829	8,792	0	0	0	0	42,000	10,868	160	665,892	355	0	3,569	3,097	0	0	0
Envy ®	Total	4,056,190	0	0	0	0	0	0	0	0	0	0	0	0	0	0	4,056,190	0	0
	CA	1,944,208	0	0	0	0	0	0	0	0	0	0	0	0	0	0	1,944,208	0	0
Fuji	Total	14,806,331	0	3,532	85,253	600	64,826	241	574,000	18,658	740	683,241	788	153,262	268,521	34,864	12,900,000	7,904	9,900
	CA	10,893,326	0	2,338	0	0	0	0	343,000	4,940	600	459,679	394	136,096	238,485	13,854	9,684,588	3,952	5,400
Gala	Total	24,109,293	80,000	5,792	48,430	0	63,012	1,649	2,577,000	33,516	386	1,355,026	3,804	101,490	440,697	40,781	19,318,095	0	39,616
	CA	21,737,426	80,000	1,760	38,000	0	56,989	0	2,357,000	24,700	0	1,107,135	1,439	93,760	397,896	27,924	17,519,425	0	31,400
Golden Delicious	Total	6,580,579	111,643	4,420	26,950	1,120	37,728	378	430,000	8,347	920	814,773	11,707	0	124,419	86,027	4,892,381	25,688	4,078
	CA	4,519,957	111,643	2,840	15,000	0	19,717	0	324,000	1,976	0	243,344	8,238	0	15,640	40,922	3,710,948	25,688	0
Granny Smith	Total	18,262,243	20,000	196	25,432	1,976	6,646	0	0	22,091	0	126,701	3,291	8,535	118,487	44,313	17,878,095	0	6,480
	CA	14,955,433	0	196	0	0	3,948	0	0	0	0	104,671	1,419	4,944	105,513	23,309	14,711,434	0	0
Honeycrisp	Total	19,937,783	0	296	6,570	0	33,887	7,297	1,639,000	0	962	683,910	1,084	166,172	107,822	1,712	17,252,381	0	36,690
	CA	15,582,724	0	0	0	0	0	1,976	1,216,000	0	0	550,516	0	164,016	78,604	0	13,549,612	0	22,000
Idared	Total	96,790	0	356	0	0	0	0	42,000	0	0	53,722	591	0	40	80	0	0	0
	CA	69,342	0	0	0	0	0	0	32,000	0	0	36,928	414	0	0	0	0	0	0
Jonathan	Total	106,590	0	0	1,800	120	133	4,940	64,000	0	0	27,071	0	0	8,408	119	0	0	0
	CA	87,209	0	0	1,800	0	0	4,940	45,000	0	0	27,071	0	0	8,398	0	0	0	0
McIntosh	Total	1,208,822	0	23,216	0	450	0	30,655	237,000	1,482	8,707	876,347	1,143	0	13,855	65	0	0	15,902
	CA	700,301	0	14,414	0	0	0	22	205,000	1,482	2,275	465,027	315	0	11,766	0	0	0	0
Mutsu/ Crispin	Total	58,579	0	506	0	0	0	102	0	0	2,891	51,945	315	0	2,311	509	0	0	0
	CA	40,191	0	392	0	0	0	0	0	0	0	37,782	177	0	1,840	0	0	0	0
Newtown Pippin	Total	56,296	33,592	0	0	0	0	0	0	15,808	0	0	0	0	1,581	5,315	0	0	0
	CA	56,296	33,592	0	0	0	0	0	0	15,808	0	0	0	0	1,581	5,315	0	0	0
Pink Lady/ Cripps Pink	Total	7,968,747	35,000	7,974	0	0	14,824	1,976	55,000	29,902	180	112,906	0	45,584	54,825	91,781	7,518,095	0	700
	CA	4,113,555	0	5,600	0	0	429	1,976	31,000	19,760	0	80,069	0	45,584	43,004	90,553	3,795,580	0	0
Red Delicious	Total	22,545,491	0	2,655	237,202	18,058	124,490	4,618	1,256,000	28,675	563	769,946	788	141,470	485,736	172,968	19,229,524	59,280	13,518
	CA	19,748,650	0	98	140,000	0	88,595	33	1,106,000	7,904	0	567,504	0	126,992	418,042	58,244	17,166,959	59,280	9,000
Rome	Total	183,966	0	0	0	8,892	629	85	22,000	0	0	146,855	0	0	4,263	1,241	0	0	0
	CA	89,980	0	0	0	0	0	0	12,000	0	0	76,992	0	0	988	0	0	0	0
Rome Sport	Total	33,778	0	0	0	0	0	0	0	19,874	0	7,964	0	0	1,000	0	0	4,940	0
	CA	12,389	0	0	0	0	0	0	0	0	0	7,449	0	0	0	0	0	4,940	0
Spartan	Total	128,813	0	0	0	0	0	34	0	9,880	0	115,743	0	0	1,383	1,772	0	0	0
	CA	127,890	0	0	0	0	0	0	0	9,880	0	114,854	0	0	1,383	1,772	0	0	0
Stayman	Total	21,624	0	296	0	2,446	510	0	0	0	0	8,291	0	0	3,334	1,807	0	4,940	0
	CA	1,705	0	0	0	0	0	0	0	0	0	160	0	0	790	755	0	0	0
York	Total	60,585	0	0	0	0	0	0	0	11,856	0	43,472	0	0	3,952	317	0	988	0
	CA	59,446	0	0	0	0	0	0	0	11,856	0	43,472	0	0	3,952	166	0	0	0
Others	Total	8,340,006	0	27,004	0	2,000	53,633	4,428	647,000	2,964	5,065	1,265,516	8,854	48,695	59,070	8,180	6,202,857	0	4,740
	CA	6,429,160	0	8,188	0	0	30,909	0	399,000	0	0	975,487	4,635	43,728	46,036	0	4,921,176	0	0
Total Varieties	Total	140,163,088	286,064	100,189	431,638	36,162	400,318	63,843	7,600,000	213,921	26,603	8,335,533	33,116	665,208	1,756,912	494,950	119,456,190	113,619	148,822
	CA	108,373,883	231,064	44,814	194,800	0	200,586	8,947	6,112,000	109,173	4,755	5,728,016	17,505	615,120	1,423,715	265,911	93,250,694	97,811	68,970

Table 8: U.S. Apple Holdings: Processing Detail (42-lb Bushels)

Other States include Delaware, Maine, Utah, Wisconsin and any other suppressed (S) state data.

NOVEMBER 2023	STORAGE TYPE	US	CA	CT	ID	IN	MD	MA	MI	NC	NH	NY	OH	OR	PA	VA	WA	WV	OTHER STATES
Ambrosia	Total	511,588	0	0	0	0	0	0	0	0	0	51,996	0	0	0	0	459,048	0	544
	CA	327,425	0	0	0	0	0	0	0	0	0	51,996	0	0	0	0	275,429	0	0
Cortland	Total	405,683	0	448	0	0	4,837	0	0	0	0	383,973	0	0	0	16,424	0	0	0
	CA	151,180	0	406	0	0	4,837	0	0	0	0	129,512	0	0	0	16,424	0	0	(0)
Cosmic Crisp ®	Total	2,046,667	0	0	0	0	0	0	0	0	0	0	0	0	0	0	2,046,667	0	0
	CA	1,576,169	0	0	0	0	0	0	0	0	0	0	0	0	0	0	1,576,169	0	0
Empire	Total	602,258	10,868	0	0	0	0	0	365,000	3,458	0	215,234	0	0	6,027	1,672	0	0	0
	CA	294,917	10,868	0	0	0	0	0	240,000	3,458	0	38,920	0	0	0	1,672	0	0	0
Envy ®	Total	128,571	0	0	0	0	0	0	0	0	0	0	0	0	0	0	128,571	0	0
	CA	66,910	0	0	0	0	0	0	0	0	0	0	0	0	0	0	66,910	0	0
Fuji	Total	3,541,302	6,916	0	24,456	0	1,022	0	26,000	3,309	0	70,704	0	75,662	187,169	7,673	3,136,190	0	2,200
	CA	2,630,559	6,916	0	0	0	1,022	0	7,000	1,482	0	35,806	0	51,036	24,296	4,815	2,496,986	0	1,200
Gala	Total	5,060,456	30,000	0	1,740	19,760	0	0	139,000	3,731	0	96,648	0	38,488	140,925	5,417	4,575,238	4,940	4,568
	CA	4,328,454	30,000	0	0	16,796	0	0	71,000	1,976	0	43,635	0	35,160	8,409	4,574	4,108,764	4,940	3,200
Golden Delicious	Total	5,921,943	48,412	0	0	0	105,603	0	1,096,000	209,522	0	951,909	0	0	1,185,948	346,655	1,976,190	0	1,704
	CA	3,738,205	48,412	0	0	0	105,603	0	704,000	92,824	0	451,508	0	0	487,487	270,049	1,578,322	0	0
Granny Smith	Total	4,243,301	10,000	0	2,096	0	0	0	0	1,229	0	107,231	0	8,169	34,817	4,985	4,073,333	0	1,440
	CA	3,262,099	0	0	0	0	0	0	0	0	0	82,238	0	1,854	12,376	2,660	3,162,971	0	0
Honeycrisp	Total	10,224,127	0	0	1,460	0	0	0	49,000	0	0	105,444	0	62,633	828	0	10,004,762	0	0
	CA	8,524,449	0	0	0	0	0	0	2,000	0	0	34,631	0	61,506	0	0	8,426,312	0	0
Idared	Total	1,990,755	0	7,304	0	0	39,944	0	592,000	0	0	1,171,238	0	0	121,998	58,271	0	0	0
	CA	1,161,479	0	6,636	0	0	39,944	0	333,000	0	0	737,853	0	0	0	44,046	0	0	0
Jonathan	Total	190,639	0	0	0	0	0	0	179,000	0	0	7,446	0	0	4,193	0	0	0	0
	CA	93,446	0	0	0	0	0	0	86,000	0	0	7,446	0	0	0	0	0	0	0
McIntosh	Total	979,551	0	238	0	0	0	0	227,000	494	0	748,779	0	0	0	3,040	0	0	0
	CA	458,839	0	238	0	0	0	0	154,000	494	0	301,067	0	0	0	3,040	0	0	0
Mutsu/ Crispin	Total	411,802	0	0	0	0	0	0	0	0	0	354,049	0	0	53,425	4,328	0	0	0
	CA	217,739	0	0	0	0	0	0	0	0	0	213,411	0	0	0	4,328	0	0	0
Newtown Pippin	Total	86,074	81,015	0	0	0	0	0	0	3,952	0	0	0	0	0	1,107	0	0	0
	CA	23,830	18,772	0	0	0	0	0	0	3,952	0	0	0	0	0	1,107	0	0	0
Pink Lady/ Cripps Pink	Total	1,671,889	15,000	0	10,000	0	0	0	34,000	8,892	0	4,948	0	17,094	9,144	14,853	1,503,619	54,340	(0)
	CA	858,562	0	0	0	0	0	0	0	8,892	0	4,268	0	17,094	0	14,853	759,116	54,340	0
Red Delicious	Total	3,883,984	0	0	42,596	0	25,469	0	88,000	8,285	0	310,172	2,385	56,009	25,564	106,376	3,204,762	11,362	3,004
	CA	3,230,733	0	0	40,000	0	25,469	0	83,000	6,530	0	163,751	2,385	47,622	20,284	49,221	2,779,110	11,362	2,000
Rome	Total	2,602,883	0	0	36,000	0	7,690	0	370,000	286,905	0	1,127,389	0	0	499,543	275,356	0	0	0
	CA	1,489,912	0	0	0	0	7,690	0	257,000	84,294	0	637,821	0	0	290,406	212,701	0	0	0
Rome Sport	Total	10,604	0	0	0	0	0	0	0	0	0	0	0	0	10,604	0	0	0	0
	CA	0	0	0	0	0	0	0	0	0	0	0	0	0	0	0	0	0	0
Spartan	Total	5,602	0	0	0	0	0	0	0	4,940	0	0	0	0	0	662	0	0	0
	CA	5,602	0	0	0	0	0	0	0	4,940	0	0	0	0	0	662	0	0	0
Stayman	Total	90,033	0	0	0	0	0	0	0	0	0	5,847	0	0	58,681	25,505	0	0	0
	CA	29,613	0	0	0	0	0	0	0	0	0	5,847	0	0	0	23,766	0	0	0
York	Total	1,311,762	0	0	0	0	1,755	0	0	0	0	34,961	0	0	998,332	276,713	0	0	0
	CA	922,506	0	0	0	0	1,755	0	0	0	0	34,961	0	0	633,188	252,601	0	0	0
Others	Total	4,628,703	0	1,396	10,000	0	2,744	820	1,554,000	8,856	0	851,940	0	19,530	290,361	185,604	1,700,952	0	2,500
	CA	2,662,344	0	196	0	0	2,744	0	889,000	8,856	0	220,306	0	16,398	12,344	89,938	1,422,562	0	0
Total Varieties	Total	50,550,176	202,211	9,386	128,348	19,760	189,064	820	4,719,000	543,573	0	6,599,910	2,385	277,585	3,627,559	1,334,641	32,809,333	70,642	15,960
	CA	36,054,970	114,967	7,476	40,000	16,796	189,064	0	2,826,000	217,698	0	3,194,977	2,385	230,670	1,488,790	996,456	26,652,649	70,642	6,400

Table 9: U.S. Apple Movement: State Summary (42-lb Bushels)

PRE-NOVEMBER 2023	TOTAL		FRESH		PROCESSING	
	REGULAR	CONTROLLED ATMOSPHERE	REGULAR	CONTROLLED ATMOSPHERE	REGULAR	CONTROLLED ATMOSPHERE
United States	N/A	N/A	N/A	N/A	N/A	N/A
California	N/A	N/A	N/A	N/A	N/A	N/A
Connecticut	N/A	N/A	N/A	N/A	N/A	N/A
Idaho	N/A	N/A	N/A	N/A	N/A	N/A
Indiana	N/A	N/A	N/A	N/A	N/A	N/A
Maryland	N/A	N/A	N/A	N/A	N/A	N/A
Massachusetts	N/A	N/A	N/A	N/A	N/A	N/A
Michigan	N/A	N/A	N/A	N/A	N/A	N/A
North Carolina	N/A	N/A	N/A	N/A	N/A	N/A
New Hampshire	N/A	N/A	N/A	N/A	N/A	N/A
New York	N/A	N/A	N/A	N/A	N/A	N/A
Ohio	N/A	N/A	N/A	N/A	N/A	N/A
Oregon	N/A	N/A	N/A	N/A	N/A	N/A
Pennsylvania	N/A	N/A	N/A	N/A	N/A	N/A
Virginia	N/A	N/A	N/A	N/A	N/A	N/A
Washington	N/A	N/A	N/A	N/A	N/A	N/A
West Virginia	N/A	N/A	N/A	N/A	N/A	N/A
Other States	N/A	N/A	N/A	N/A	N/A	N/A

Other States include Delaware, Maine, Utah, Wisconsin and any other suppressed (S) state data.

Table 10: U.S. Apple Movement: Variety Summary (42-lb Bushels)

PRE-NOVEMBER 2023	TOTAL		FRESH		PROCESSING	
	REGULAR	CONTROLLED ATMOSPHERE	REGULAR	CONTROLLED ATMOSPHERE	REGULAR	CONTROLLED ATMOSPHERE
Total Varieties	N/A	N/A	N/A	N/A	N/A	N/A
Ambrosia	N/A	N/A	N/A	N/A	N/A	N/A
Cortland	N/A	N/A	N/A	N/A	N/A	N/A
Cosmic Crisp ®	N/A	N/A	N/A	N/A	N/A	N/A
Empire	N/A	N/A	N/A	N/A	N/A	N/A
Envy ®	N/A	N/A	N/A	N/A	N/A	N/A
Fuji	N/A	N/A	N/A	N/A	N/A	N/A
Gala	N/A	N/A	N/A	N/A	N/A	N/A
Golden Delicious	N/A	N/A	N/A	N/A	N/A	N/A
Granny Smith	N/A	N/A	N/A	N/A	N/A	N/A
Honeycrisp	N/A	N/A	N/A	N/A	N/A	N/A
Idared	N/A	N/A	N/A	N/A	N/A	N/A
Jonathan	N/A	N/A	N/A	N/A	N/A	N/A
McIntosh	N/A	N/A	N/A	N/A	N/A	N/A
Mutsu/Crispin	N/A	N/A	N/A	N/A	N/A	N/A
Newtown Pippin	N/A	N/A	N/A	N/A	N/A	N/A
Pink Lady/Cripps Pink	N/A	N/A	N/A	N/A	N/A	N/A
Red Delicious	N/A	N/A	N/A	N/A	N/A	N/A
Rome	N/A	N/A	N/A	N/A	N/A	N/A
Rome Sport	N/A	N/A	N/A	N/A	N/A	N/A
Spartan	N/A	N/A	N/A	N/A	N/A	N/A
Stayman	N/A	N/A	N/A	N/A	N/A	N/A
York	N/A	N/A	N/A	N/A	N/A	N/A
Other Varieties	N/A	N/A	N/A	N/A	N/A	N/A

Table 11:
U.S. Apple Movement:
State History
 (42-lb Bushels)

PRE-NOVEMBER 2023	TOTAL			FRESH			PROCESSING		
	2023/24	2022/23	5-YR AVERAGE	2023/24	2022/23	5-YR AVERAGE	2023/24	2022/23	5-YR AVERAGE
United States	N/A	N/A	N/A	N/A	N/A	N/A	N/A	N/A	N/A
California	N/A	N/A	N/A	N/A	N/A	N/A	N/A	N/A	N/A
Connecticut	N/A	N/A	N/A	N/A	N/A	N/A	N/A	N/A	N/A
Idaho	N/A	N/A	N/A	N/A	N/A	N/A	N/A	N/A	N/A
Indiana	N/A	N/A	N/A	N/A	N/A	N/A	N/A	N/A	N/A
Maryland	N/A	N/A	N/A	N/A	N/A	N/A	N/A	N/A	N/A
Massachusetts	N/A	N/A	N/A	N/A	N/A	N/A	N/A	N/A	N/A
Michigan	N/A	N/A	N/A	N/A	N/A	N/A	N/A	N/A	N/A
North Carolina	N/A	N/A	N/A	N/A	N/A	N/A	N/A	N/A	N/A
New Hampshire	N/A	N/A	N/A	N/A	N/A	N/A	N/A	N/A	N/A
New York	N/A	N/A	N/A	N/A	N/A	N/A	N/A	N/A	N/A
Ohio	N/A	N/A	N/A	N/A	N/A	N/A	N/A	N/A	N/A
Oregon	N/A	N/A	N/A	N/A	N/A	N/A	N/A	N/A	N/A
Pennsylvania	N/A	N/A	N/A	N/A	N/A	N/A	N/A	N/A	N/A
Virginia	N/A	N/A	N/A	N/A	N/A	N/A	N/A	N/A	N/A
Washington	N/A	N/A	N/A	N/A	N/A	N/A	N/A	N/A	N/A
West Virginia	N/A	N/A	N/A	N/A	N/A	N/A	N/A	N/A	N/A
Other States	N/A	N/A	N/A	N/A	N/A	N/A	N/A	N/A	N/A

Other States include Delaware, Maine, Utah, Wisconsin and any other suppressed (S) state data.

Table 12:
U.S. Apple Movement:
Variety History
 (42-lb Bushels)

PRE-NOVEMBER 2023	TOTAL			FRESH			PROCESSING		
	2023/24	2022/23	5-YR AVERAGE	2023/24	2022/23	5-YR AVERAGE	2023/24	2022/23	5-YR AVERAGE
Total Varieties	N/A	N/A	N/A	N/A	N/A	N/A	N/A	N/A	N/A
Ambrosia	N/A	N/A	N/A	N/A	N/A	N/A	N/A	N/A	N/A
Cortland	N/A	N/A	N/A	N/A	N/A	N/A	N/A	N/A	N/A
Cosmic Crisp ®	N/A	N/A	N/A	N/A	N/A	N/A	N/A	N/A	N/A
Empire	N/A	N/A	N/A	N/A	N/A	N/A	N/A	N/A	N/A
Envy ®	N/A	N/A	N/A	N/A	N/A	N/A	N/A	N/A	N/A
Fuji	N/A	N/A	N/A	N/A	N/A	N/A	N/A	N/A	N/A
Gala	N/A	N/A	N/A	N/A	N/A	N/A	N/A	N/A	N/A
Golden Delicious	N/A	N/A	N/A	N/A	N/A	N/A	N/A	N/A	N/A
Granny Smith	N/A	N/A	N/A	N/A	N/A	N/A	N/A	N/A	N/A
Honeycrisp	N/A	N/A	N/A	N/A	N/A	N/A	N/A	N/A	N/A
Idared	N/A	N/A	N/A	N/A	N/A	N/A	N/A	N/A	N/A
Jonathan	N/A	N/A	N/A	N/A	N/A	N/A	N/A	N/A	N/A
McIntosh	N/A	N/A	N/A	N/A	N/A	N/A	N/A	N/A	N/A
Mutsu/Crispin	N/A	N/A	N/A	N/A	N/A	N/A	N/A	N/A	N/A
Newtown Pippin	N/A	N/A	N/A	N/A	N/A	N/A	N/A	N/A	N/A
Pink Lady/Cripps Pink	N/A	N/A	N/A	N/A	N/A	N/A	N/A	N/A	N/A
Red Delicious	N/A	N/A	N/A	N/A	N/A	N/A	N/A	N/A	N/A
Rome	N/A	N/A	N/A	N/A	N/A	N/A	N/A	N/A	N/A
Rome Sport	N/A	N/A	N/A	N/A	N/A	N/A	N/A	N/A	N/A
Spartan	N/A	N/A	N/A	N/A	N/A	N/A	N/A	N/A	N/A
Stayman	N/A	N/A	N/A	N/A	N/A	N/A	N/A	N/A	N/A
York	N/A	N/A	N/A	N/A	N/A	N/A	N/A	N/A	N/A
Other Varieties	N/A	N/A	N/A	N/A	N/A	N/A	N/A	N/A	N/A

Table 13: U.S. Apple Performance: Variety Detail

NOVEMBER 2023/ PRE-NOVEMBER 2023	FRESH						PROCESSING					
	REMAINING HOLDINGS			MOVEMENT RATE			REMAINING HOLDINGS			MOVEMENT RATE		
	2023/24	2022/23	5-YR AVERAGE	2023/24	2022/23	5-YR AVERAGE	2023/24	2022/23	5-YR AVERAGE	2023/24	2022/23	5-YR AVERAGE
Total Varieties	136%	100%	100%	N/A	N/A	N/A	123%	100%	100%	N/A	N/A	N/A
Ambrosia	176%	100%	100%	N/A	N/A	N/A	141%	100%	100%	N/A	N/A	N/A
Cortland	126%	100%	100%	N/A	N/A	N/A	722%	100%	100%	N/A	N/A	N/A
Cosmic Crisp ®	3007%	100%	100%	N/A	N/A	N/A	745%	100%	100%	N/A	N/A	N/A
Empire	18%	100%	100%	N/A	N/A	N/A	41%	100%	100%	N/A	N/A	N/A
Envy ®	324%	N/A	N/A	N/A	N/A	N/A	20%	N/A	N/A	N/A	N/A	N/A
Fuji	117%	100%	100%	N/A	N/A	N/A	121%	100%	100%	N/A	N/A	N/A
Gala	111%	100%	100%	N/A	N/A	N/A	116%	100%	100%	N/A	N/A	N/A
Golden Delicious	151%	100%	100%	N/A	N/A	N/A	133%	100%	100%	N/A	N/A	N/A
Granny Smith	165%	100%	100%	N/A	N/A	N/A	143%	100%	100%	N/A	N/A	N/A
Honeycrisp	184%	100%	100%	N/A	N/A	N/A	132%	100%	100%	N/A	N/A	N/A
Idared	42%	100%	100%	N/A	N/A	N/A	129%	100%	100%	N/A	N/A	N/A
Jonathan	101%	100%	100%	N/A	N/A	N/A	84%	100%	100%	N/A	N/A	N/A
McIntosh	106%	100%	100%	N/A	N/A	N/A	106%	100%	100%	N/A	N/A	N/A
Mutsu/Crispin	94%	100%	100%	N/A	N/A	N/A	142%	100%	100%	N/A	N/A	N/A
Newtown Pippin	130%	100%	100%	N/A	N/A	N/A	130%	100%	100%	N/A	N/A	N/A
Pink Lady/Cripps Pink	148%	100%	100%	N/A	N/A	N/A	114%	100%	100%	N/A	N/A	N/A
Red Delicious	146%	100%	100%	N/A	N/A	N/A	132%	100%	100%	N/A	N/A	N/A
Rome	93%	100%	100%	N/A	N/A	N/A	122%	100%	100%	N/A	N/A	N/A
Rome Sport	97%	100%	100%	N/A	N/A	N/A	37%	100%	100%	N/A	N/A	N/A
Spartan	86%	100%	100%	N/A	N/A	N/A	130%	100%	100%	N/A	N/A	N/A
Stayman	117%	100%	100%	N/A	N/A	N/A	108%	100%	100%	N/A	N/A	N/A
York	129%	100%	100%	N/A	N/A	N/A	101%	100%	100%	N/A	N/A	N/A
Other Varieties	77%	100%	100%	N/A	N/A	N/A	98%	100%	100%	N/A	N/A	N/A

Note: Remaining Holdings is a cumulative metric for the current month while Movement Rate is a monthly snapshot for the previous month. The first will tell users if they are ahead or behind total disposition compared to the same time last year/five-year average. The second will tell users if last month's disposition was faster or slower than the disposition in the same month the previous year/five-year average.

Figure 1: U.S. Fresh Apple Exports

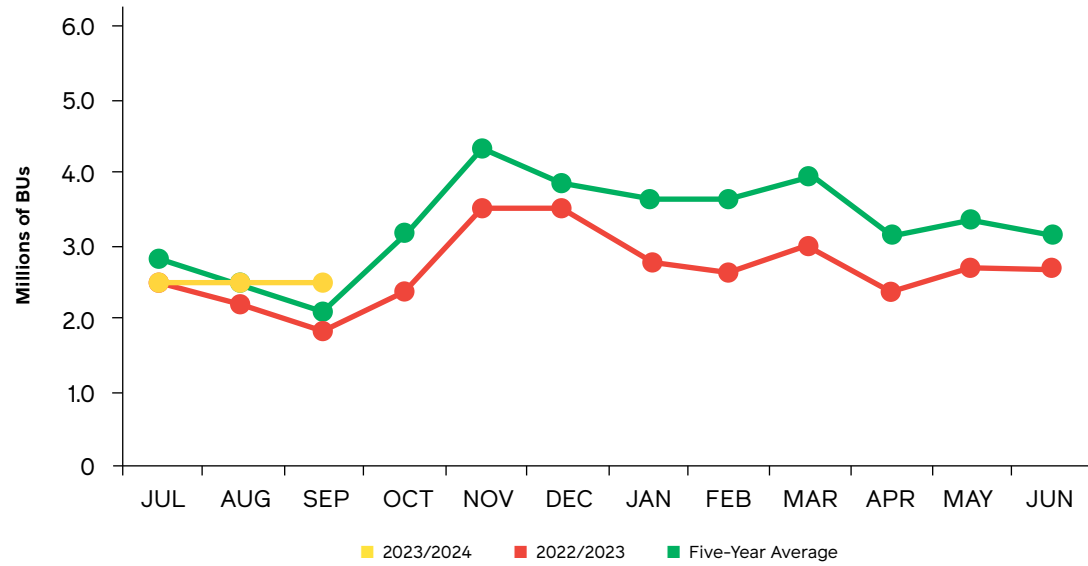


Figure 2: U.S. Fresh Apple Imports

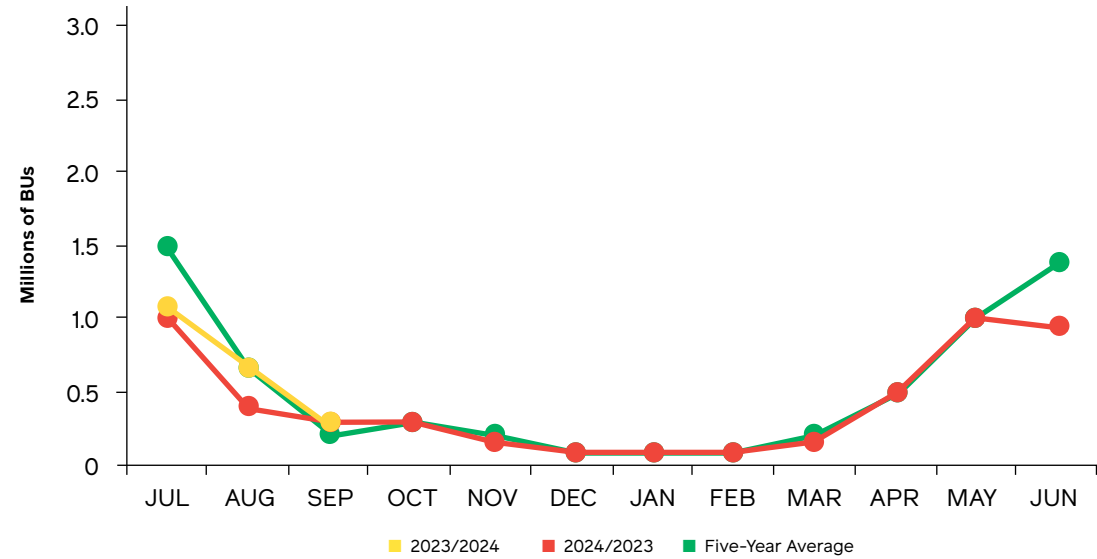


Figure 3: U.S. Fresh Apple Net Trade: Crop YTD

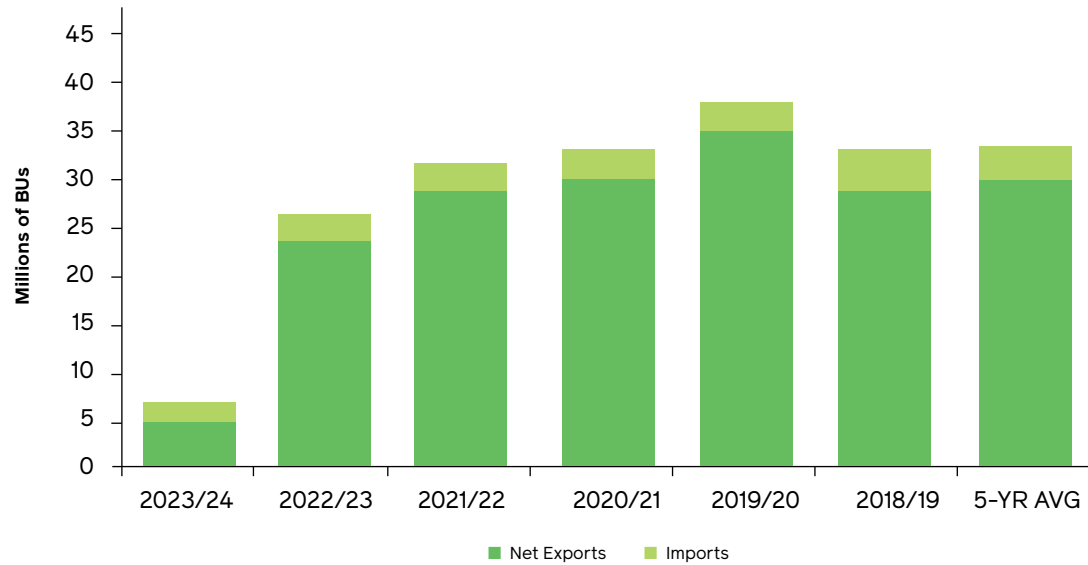
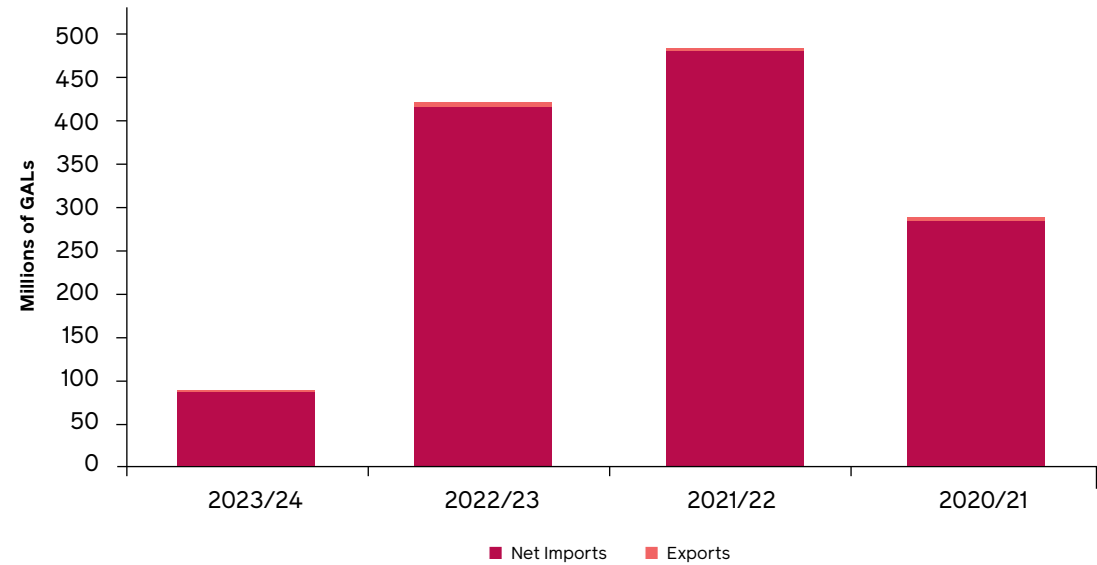


Figure 4: U.S. Apple Juice Concentrate Net Trade: Crop YTD



Sources: USDA, Foreign Agricultural Service, USApple
 Notes: Five-year average does not include current crop year (July-June). Trade data lags by two months.

Table 14: European Apple Holdings: Country Summary

OCTOBER 2023	2023/24	2022/23	5-YR AVERAGE	MOVEMENT (PRIOR MO.)
Total Europe	N/A	N/A	N/A	N/A
Austria	N/A	N/A	N/A	N/A
Belgium	N/A	N/A	N/A	N/A
Czech Republic	N/A	N/A	N/A	N/A
Denmark	N/A	N/A	N/A	N/A
France	N/A	N/A	N/A	N/A
Germany	N/A	N/A	N/A	N/A
Italy	N/A	N/A	N/A	N/A
Poland	N/A	N/A	N/A	N/A
Spain	N/A	N/A	N/A	N/A
Switzerland	N/A	N/A	N/A	N/A
The Netherlands	N/A	N/A	N/A	N/A
United Kingdom	N/A	N/A	N/A	N/A

Source: The World Apple and Pear Association
 Note: Data reported in 42-pound bushels. The difference between the 2021/22 country and variety totals are holdings in Slovakia.

Table 15: European Apple Holdings: Variety Summary

OCTOBER 2023	2023/24	2022/23	5-YR AVERAGE	MOVEMENT (PRIOR MO.)
Total Varieties	N/A	N/A	N/A	N/A
Annurca	N/A	N/A	N/A	N/A
Boskoop	N/A	N/A	N/A	N/A
Braeburn	N/A	N/A	N/A	N/A
Bramley	N/A	N/A	N/A	N/A
Cameo	N/A	N/A	N/A	N/A
Cortland	N/A	N/A	N/A	N/A
Cox Orange	N/A	N/A	N/A	N/A
Cripps Pink	N/A	N/A	N/A	N/A
Elstar	N/A	N/A	N/A	N/A
Fuji	N/A	N/A	N/A	N/A
Gala	N/A	N/A	N/A	N/A
Gloster	N/A	N/A	N/A	N/A
Golden Delicious	N/A	N/A	N/A	N/A
Granny Smith	N/A	N/A	N/A	N/A
Holsteiner Cox	N/A	N/A	N/A	N/A
Idared	N/A	N/A	N/A	N/A
Jonagold	N/A	N/A	N/A	N/A
Jonagored	N/A	N/A	N/A	N/A
Jonathan	N/A	N/A	N/A	N/A
Lobo	N/A	N/A	N/A	N/A
Morgendurf/imperat	N/A	N/A	N/A	N/A
Pinova	N/A	N/A	N/A	N/A
Red Delicious	N/A	N/A	N/A	N/A
Red Jonaprince	N/A	N/A	N/A	N/A
Reinette	N/A	N/A	N/A	N/A
Shampion	N/A	N/A	N/A	N/A
Stayman	N/A	N/A	N/A	N/A
Spartan	N/A	N/A	N/A	N/A
Other Varieties	N/A	N/A	N/A	N/A

Source: The World Apple and Pear Association
 Note: Data reported in 42-pound bushels.

Table 16: U.S. Apple Holdings: Other Varieties Detail

NOVEMBER 2023	TOTAL	
	2023/24	2022/23
Total Other Varieties	12,968,708	15,526,120
Autumn Glory ®	N/A	N/A
EverCrisp ®	N/A	N/A
Jazz ®	N/A	N/A
Juici ®	522,229	N/A
Kanzi ®	128,918	N/A
Karma ®	40,823	N/A
KIKU ®	188,345	N/A
Koru ®	N/A	N/A
Lucy ®	N/A	N/A
Ludacrisp ®	N/A	N/A
Opal ®	N/A	N/A
Piñata ®	137,092	N/A
Rave ®	1,096	N/A
Rockit ®	N/A	N/A
RubyFrost ®	N/A	180,000
SnapDragon ®	453,000	363,000
SugarBee ®	N/A	N/A
SweeTango ®	N/A	N/A
Sweetie ®	N/A	N/A
WildTwist ® (R10-45)	400,000	N/A
Others Not Specified	11,097,206	14,983,120

Source: Managed brands via USApple.
Notes: Data reported in 42-pound bushels.

The varieties selected are only a few of the many managed brands available in the marketplace - data for additional varieties will be published as provided.

Prior to the 2023/24 season, Envy ® was included among the Other Varieties - it is now being reported separately in **Table 5**.



DISCLAIMER

While efforts have been made to ensure the accuracy and reliability of the information contained in this report, all information in this report is provided by the U.S. Apple Association (USApple) "as-is" with no guarantee of completeness, accuracy or timeliness and without warranty of any kind expressed or implied by USApple. Use of such information is voluntary, and reliance on it should only be undertaken after an independent review of its accuracy, completeness and applicability.

© 2023 U.S. Apple Association. Reproduction in whole or in part of the material contained herein is prohibited without prior permission from USApple.

For more information, contact the author of this report, Christopher Gerlach, Director, Industry Analytics at USApple: 7600 Leesburg Pike, Suite 400 East | Falls Church, VA 22043 | 703.442.8850 | usapple.org