

June 1 U.S. Holdings

Sponsored by



29.4 Million Fresh-Market Holdings

DOWN
8.6% YOY

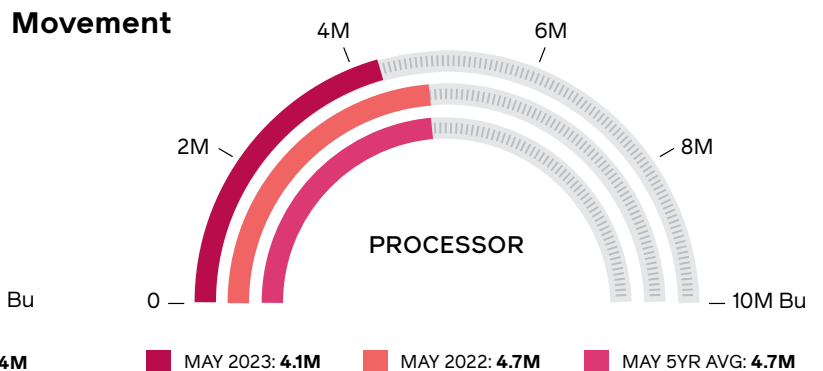
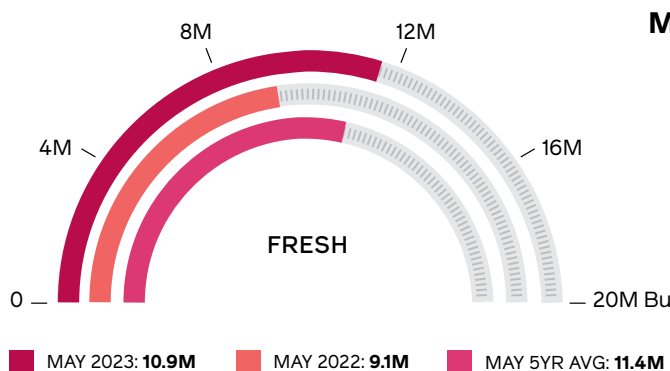
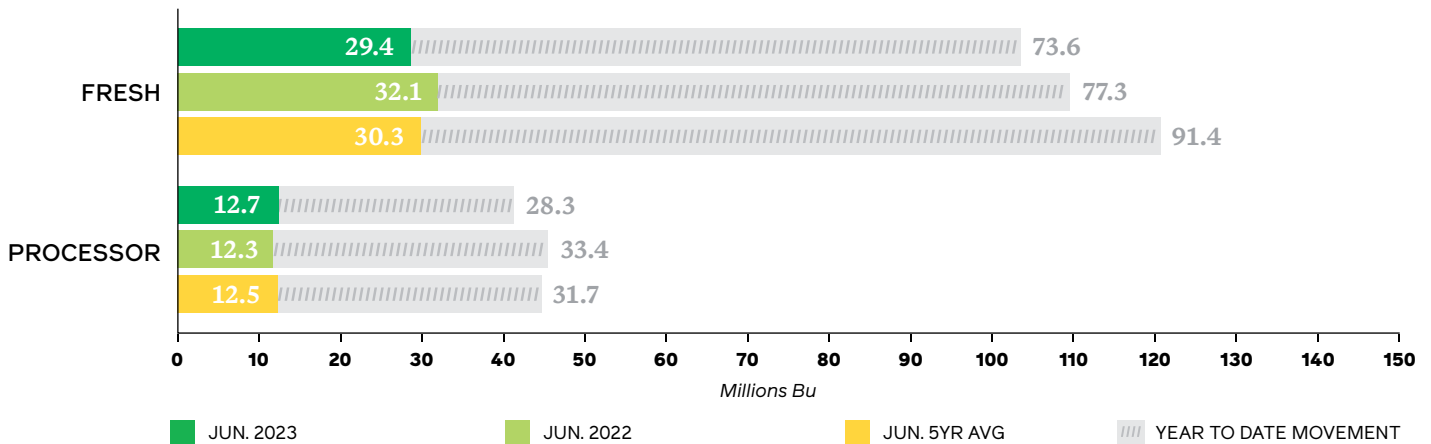
U.S. fresh apple holdings on June 1, 2023 totaled 29.4 million bushels, 8.6 percent less than the inventories reported last June and 3 percent less than the June five-year average.

12.7 Million Processing Apple Holdings

DOWN
3.4% YOY

U.S. processing apple holdings on June 1, 2023 totaled 12.7 million bushels, 3.4 percent less than the inventories reported last June and 1.4 percent less than the June five-year average.

Holdings



Tables & Figures

TABLES

Table 1:	USAppleTracker Summary.....	2
Table 2:	U.S. Apple Holdings: State Summary.....	3
Table 3:	U.S. Apple Holdings: Variety Summary.....	3
Table 4:	U.S. Apple Holdings: State History.....	4
Table 5:	U.S. Apple Holdings: Variety History.....	4
Table 6:	U.S. Apple Holdings: Total Detail.....	5
Table 7:	U.S. Apple Holdings: Fresh Detail.....	6
Table 8:	U.S. Apple Holdings: Processing Detail.....	7
Table 9:	U.S. Apple Movement: State Summary.....	8
Table 10:	U.S. Apple Movement: Variety Summary.....	8
Table 11:	U.S. Apple Movement: State History.....	9
Table 12:	U.S. Apple Movement: Variety History.....	9
Table 13:	U.S. Apple Performance: Variety Detail.....	10
Table 14:	European Apple Holdings: Country Summary.....	12
Table 15:	European Apple Holdings: Variety Summary.....	12

FIGURES

Figure 1:	U.S. Fresh Apple Exports.....	11
Figure 2:	U.S. Fresh Apple Imports.....	11
Figure 3:	U.S. Fresh Apple Net Trade: Crop YTD.....	11
Figure 4:	U.S. Apple Juice Concentrate Net Trade: Crop YTD.....	11

Table 1:
USAppleTracker
Summary
(Millions of 42-lb Bushels)

JUNE 2023		2022/23	2021/22	5-YR AVERAGE
Total Holdings		42.1	44.4	42.8
By Use	Fresh	29.4	32.1	30.3
	Processing	12.7	12.3	12.5
By Storage Type	Regular	8.6	10.4	7.9
	CA	33.5	34.0	34.9
Total Movement (prior month)		(15.0)	(13.8)	(16.1)
By Use	Fresh	(10.9)	(9.1)	(11.4)
	Processing	(4.1)	(4.7)	(4.7)
By Storage Type	Regular	(3.4)	(2.3)	(2.6)
	CA	(11.6)	(11.5)	(13.5)

Table 2: U.S. Apple Holdings: State Summary (42-lb Bushels)

JUNE 2023	TOTAL		FRESH		PROCESSING	
	REGULAR	CONTROLLED ATMOSPHERE	REGULAR	CONTROLLED ATMOSPHERE	REGULAR	CONTROLLED ATMOSPHERE
United States	8,601,454	33,459,373	5,960,057	23,395,273	2,641,397	10,064,100
California	13,921	40,524	0	24,615	13,921	15,909
Connecticut	4,266	4,598	4,266	1,570	0	3,028
Idaho	0	0	0	0	0	0
Indiana	7,071	3,756	6,408	0	663	3,756
Maryland	0	144,518	0	0	0	144,518
Massachusetts	10,691	2,443	10,691	2,443	0	0
Michigan	0	2,630,000	0	1,576,000	0	1,054,000
North Carolina	663	30,714	663	24,416	0	6,297
New Hampshire	0	0	0	0	0	0
New York	742,065	2,003,918	205,438	960,765	536,627	1,043,154
Ohio	3,562	4,466	3,562	3,933	0	533
Oregon	154,642	244,848	64,663	125,995	89,979	118,853
Pennsylvania	353,529	921,111	26,213	294,751	327,316	626,360
Virginia	143,484	528,396	42,683	35,832	100,800	492,564
Washington	7,164,026	26,853,508	5,591,935	20,320,179	1,572,091	6,533,329
West Virginia	3,535	37,674	3,535	21,875	(0)	15,799
Other States	0	8,900	0	2,900	(0)	6,000

Other States include Delaware, Maine, Utah, Wisconsin and any other suppressed (S) state data.

Table 3: U.S. Apple Holdings: Variety Summary (42-lb Bushels)

JUNE 2023	TOTAL		FRESH		PROCESSING	
	REGULAR	CONTROLLED ATMOSPHERE	REGULAR	CONTROLLED ATMOSPHERE	REGULAR	CONTROLLED ATMOSPHERE
Total Varieties	8,601,454	33,459,373	5,960,057	23,395,273	2,641,397	10,064,100
Ambrosia	328,353	511,220	236,223	364,062	92,131	147,157
Braeburn	29,393	44,089	24,369	26,833	5,024	17,256
Cortland	56,597	50,551	13,637	13,304	42,961	37,247
Cosmic Crisp	1,018,029	1,973,317	834,559	1,358,692	183,470	614,625
Empire	66,033	176,478	29,038	125,590	36,995	50,888
Fuji	969,486	3,461,705	741,248	2,776,416	228,238	685,289
Gala	657,062	6,283,138	477,822	5,029,450	179,240	1,253,689
Golden Delicious	387,589	1,850,110	208,568	753,735	179,021	1,096,375
Granny Smith	755,978	3,176,247	535,591	2,499,427	220,387	676,820
Honeycrisp	795,466	3,276,350	506,668	1,877,128	288,799	1,399,222
Idared	56,556	544,536	685	75,959	55,871	468,578
Jonathan	342	86,703	92	27,037	250	59,665
McIntosh	159,524	391,246	81,556	125,044	77,968	266,202
Mutsu/Crispin	16,244	97,969	325	10,654	15,919	87,315
Newtown Pippin	18,059	13,943	4,138	9,497	13,921	4,446
Pink Lady/Cripps Pink	1,524,862	1,774,421	1,259,854	1,348,088	265,007	426,334
Red Delicious	870,035	6,534,919	638,915	5,313,306	231,120	1,221,613
Rome	163,531	640,811	16,784	124,361	146,747	516,450
Rome Sport	247	17,704	0	1,304	247	16,400
Spartan	199	46,419	199	45,166	0	1,253
Stayman	14,452	6,968	2,290	346	12,162	6,623
York	86,498	345,783	255	13,295	86,244	332,488
Other Varieties	626,918	2,154,746	347,241	1,476,581	279,676	678,165

Table 4:
U.S. Apple Holdings:
State History
(42-lb Bushels)

JUNE 2023	TOTAL			FRESH			PROCESSING		
	2022/23	2021/22	5-YR AVERAGE	2022/23	2021/22	5-YR AVERAGE	2022/23	2021/22	5-YR AVERAGE
United States	42,060,827	44,391,911	42,792,671	29,355,330	32,099,930	30,264,894	12,705,497	12,291,981	12,527,776
California	54,445	82,429	65,413	24,615	42,594	33,639	29,830	39,835	31,773
Connecticut	8,864	11,605	4,538	5,836	4,023	3,015	3,028	7,582	1,523
Idaho	0	0	0	0	0	0	0	0	0
Indiana	10,827	12,522	9,097	6,408	7,411	5,384	4,419	5,111	3,713
Maryland	144,518	129,416	43,841	0	15,080	19,908	144,518	114,336	23,933
Massachusetts	13,134	10,733	10,201	13,134	10,733	10,201	0	0	0
Michigan	2,630,000	1,062,000	972,400	1,576,000	72,000	175,400	1,054,000	990,000	797,000
North Carolina	31,376	95,062	119,959	25,079	29,004	21,070	6,297	66,058	98,888
New Hampshire	0	960	192	0	940	188	0	20	4
New York	2,745,983	2,847,051	3,018,859	1,166,202	1,074,670	982,889	1,579,781	1,772,381	2,035,970
Ohio	8,028	44,887	8,977	7,494	40,892	8,178	533	3,995	799
Oregon	399,490	1,121,656	437,594	190,658	1,072,551	394,015	208,832	49,105	43,579
Pennsylvania	1,274,639	1,367,605	1,101,937	320,964	221,881	204,262	953,676	1,145,724	897,676
Virginia	671,879	512,271	733,071	78,515	90,804	87,530	593,364	421,467	645,541
Washington	34,017,534	37,046,055	36,182,621	25,912,114	29,387,960	28,290,620	8,105,420	7,658,095	7,892,000
West Virginia	41,209	47,659	83,972	25,410	29,387	28,595	15,799	18,272	55,378
Other States	8,900	0	0	2,900	0	0	6,000	0	0

Other States include Delaware, Maine, Utah, Wisconsin and any other suppressed (S) state data.

Table 5:
U.S. Apple Holdings:
Variety History
(42-lb Bushels)

JUNE 2023	TOTAL			FRESH			PROCESSING		
	2022/23	2021/22	5-YR AVERAGE	2022/23	2021/22	5-YR AVERAGE	2022/23	2021/22	5-YR AVERAGE
Total Varieties	42,060,827	44,391,911	42,792,671	29,355,330	32,099,930	30,264,894	12,705,497	12,291,981	12,527,776
Ambrosia	839,573	677,913	438,906	600,285	555,822	363,545	239,288	122,091	75,361
Braeburn	73,482	17,201	47,099	51,202	9,675	33,704	22,280	7,526	13,395
Cortland	107,148	98,754	58,041	26,940	24,176	31,618	80,208	74,578	26,423
Cosmic Crisp	2,991,346	1,815,237	402,286	2,193,251	1,480,952	329,333	798,095	334,285	72,952
Empire	242,511	160,302	404,963	154,628	84,124	311,125	87,883	76,178	93,838
Fuji	4,431,191	3,969,527	4,939,212	3,517,664	3,052,385	3,834,226	913,527	917,142	1,104,986
Gala	6,940,200	5,098,544	6,221,650	5,507,272	4,212,267	5,094,097	1,432,929	886,277	1,127,552
Golden Delicious	2,237,699	2,548,599	3,542,965	962,303	1,294,830	1,988,564	1,275,396	1,253,769	1,554,401
Granny Smith	3,932,226	7,210,153	5,862,839	3,035,018	5,717,416	4,485,137	897,207	1,492,737	1,377,701
Honeycrisp	4,071,816	5,768,046	3,750,908	2,383,796	3,924,289	2,351,077	1,688,020	1,843,757	1,399,831
Idared	601,093	657,933	723,836	76,644	33,296	40,774	524,449	624,637	683,061
Jonathan	87,045	107,726	94,040	27,129	11,800	19,647	59,915	95,926	74,394
McIntosh	550,770	465,974	352,687	206,600	226,548	208,993	344,170	239,426	143,694
Mutsu/Crispin	114,213	150,588	204,079	10,978	13,420	27,971	103,234	137,168	176,107
Newtown Pippin	32,001	36,619	25,678	13,635	14,357	9,695	18,366	22,262	15,983
Pink Lady/Cripps Pink	3,299,283	3,307,918	2,603,518	2,607,942	2,745,275	2,136,589	691,341	562,643	466,929
Red Delicious	7,404,955	8,646,773	9,521,071	5,952,221	6,928,164	7,649,780	1,452,734	1,718,609	1,871,291
Rome	804,342	994,449	1,138,460	141,145	96,353	103,252	663,197	898,096	1,035,208
Rome Sport	17,951	5,295	215,376	1,304	2,059	5,048	16,647	3,236	210,328
Spartan	46,618	67,139	51,412	45,365	65,690	49,757	1,253	1,449	1,655
Stayman	21,421	13,303	20,018	2,636	2,845	3,799	18,785	10,458	16,219
York	432,281	447,196	643,535	13,549	14,903	100,943	418,732	432,293	542,592
Other Varieties	2,781,664	2,126,722	1,530,094	1,823,823	1,589,284	1,086,221	957,841	537,438	443,873

Table 6: U.S. Apple Holdings: Total Detail (42-lb Bushels)

Other States include Delaware, Maine, Utah, Wisconsin and any other suppressed (S) state data.

JUNE 2023	STORAGE TYPE	US	CA	CT	ID	IN	MD	MA	MI	NC	NH	NY	OH	OR	PA	VA	WA	WV	OTHER STATES
Ambrosia	Total	839,573	0	0	0	0	0	0	0	0	0	11,743	0	1,845	4,817	0	821,167	0	0
	CA	511,220	0	0	0	0	0	0	0	0	0	11,711	0	0	4,817	0	494,691	0	0
Braeburn	Total	73,482	0	0	0	0	0	442	11,000	0	0	4,251	88	0	464	94	57,143	0	0
	CA	44,089	0	0	0	0	0	442	11,000	0	0	4,251	18	0	464	94	27,820	0	0
Cortland	Total	107,148	0	667	0	0	3,720	1,241	0	0	0	95,241	71	0	252	3,673	0	884	1,400
	CA	50,551	0	4	0	0	3,720	0	0	0	0	40,667	26	0	177	3,673	0	884	1,400
Cosmic Crisp	Total	2,991,346	0	0	0	0	0	0	0	0	0	0	0	0	0	0	2,991,346	0	0
	CA	1,973,317	0	0	0	0	0	0	0	0	0	0	0	0	0	0	1,973,317	0	0
Empire	Total	242,511	2,740	327	0	0	0	127	41,000	3,204	0	189,361	97	0	3,262	1,067	0	1,326	0
	CA	176,478	2,740	62	0	0	0	0	41,000	3,204	0	127,077	79	0	1,249	1,067	0	0	0
Fuji	Total	4,431,191	1,547	1	0	0	786	54	333,000	1,436	0	165,885	176	81,804	165,288	6,674	3,672,772	1,768	0
	CA	3,461,705	1,547	1	0	0	786	0	333,000	1,436	0	145,588	88	32,184	144,048	4,175	2,797,968	884	0
Gala	Total	6,940,200	0	110	0	4,419	0	333	568,000	5,966	0	93,499	851	23,991	60,251	6,731	6,174,944	1,105	0
	CA	6,283,138	0	0	0	3,756	0	0	568,000	5,966	0	61,823	322	15,720	55,031	4,709	5,566,706	1,105	0
Golden Delicious	Total	2,237,699	28,504	110	0	0	81,218	0	270,000	663	0	206,387	2,618	1,342	297,640	175,853	1,167,619	5,745	0
	CA	1,850,110	28,504	0	0	0	81,218	0	270,000	663	0	157,729	1,842	0	250,745	153,666	899,998	5,745	0
Granny Smith	Total	3,932,226	0	126	0	442	0	0	0	0	0	60,865	736	67,096	24,500	3,646	3,774,814	0	0
	CA	3,176,247	0	126	0	0	0	0	0	0	0	54,340	317	43,248	5,088	595	3,072,533	0	0
Honeycrisp	Total	4,071,816	0	0	0	0	0	1,372	3,000	0	0	31,520	242	13,052	6,997	383	4,015,249	0	0
	CA	3,276,350	0	0	0	0	0	442	3,000	0	0	9,136	0	0	6,953	0	3,256,819	0	0
Idared	Total	601,093	0	3,183	0	0	30,720	0	149,000	0	0	387,074	132	0	200	30,783	0	0	0
	CA	544,536	0	3,117	0	0	30,720	0	149,000	0	0	332,738	93	0	0	28,869	0	0	0
Jonathan	Total	87,045	0	0	0	0	0	1,105	76,000	0	0	7,720	0	66	2,128	27	0	0	0
	CA	86,703	0	0	0	0	0	1,105	76,000	0	0	7,720	0	0	1,878	0	0	0	0
McIntosh	Total	550,770	0	1,793	0	0	0	6,628	168,000	442	0	363,194	256	0	2,263	695	0	0	7,500
	CA	391,246	0	909	0	0	0	5	168,000	442	0	213,397	71	0	243	680	0	0	7,500
Mutsu/ Crispin	Total	114,213	0	162	0	0	0	0	0	0	0	112,807	71	0	92	1,082	0	0	0
	CA	97,969	0	162	0	0	0	0	0	0	0	96,800	40	0	0	968	0	0	0
Newtown Pippin	Total	32,001	21,654	0	0	0	0	0	0	4,419	0	0	0	4,138	354	1,436	0	0	0
	CA	13,943	7,734	0	0	0	0	0	0	4,419	0	0	0	0	354	1,436	0	0	0
Pink Lady/ Cripps Pink	Total	3,299,283	0	110	0	0	0	442	6,000	6,408	0	18,389	0	33,963	7,157	23,610	3,191,051	12,153	0
	CA	1,774,421	0	0	0	0	0	442	6,000	6,408	0	18,389	0	17,328	6,242	23,573	1,683,887	12,153	0
Red Delicious	Total	7,404,955	0	150	0	3,535	19,580	797	477,000	2,210	0	249,563	710	166,046	86,695	66,678	6,316,190	15,799	0
	CA	6,534,919	0	40	0	0	19,580	7	477,000	2,210	0	195,788	533	136,368	47,090	29,977	5,610,527	15,799	0
Rome	Total	804,342	0	0	0	1,989	5,914	0	151,000	0	0	325,850	0	0	222,859	96,730	0	0	0
	CA	640,811	0	0	0	0	5,914	0	151,000	0	0	239,680	0	0	157,065	87,152	0	0	0
Rome Sport	Total	17,951	0	0	0	0	0	0	16,000	0	0	199	0	0	647	0	0	1,105	0
	CA	17,704	0	0	0	0	0	0	16,000	0	0	199	0	0	400	0	0	1,105	0
Spartan	Total	46,618	0	0	0	0	0	0	0	3,314	0	42,449	0	0	309	544	0	0	0
	CA	46,419	0	0	0	0	0	0	0	3,314	0	42,250	0	0	309	544	0	0	0
Stayman	Total	21,421	0	66	0	442	0	0	0	0	0	1,750	0	0	11,950	6,108	0	1,105	0
	CA	6,968	0	0	0	0	0	0	0	0	0	1,308	0	0	177	5,484	0	0	0
York	Total	432,281	0	0	0	0	1,350	0	0	2,652	0	17,541	0	0	305,888	104,630	0	221	0
	CA	345,783	0	0	0	0	1,350	0	0	2,652	0	17,541	0	0	233,090	91,151	0	0	0
Others	Total	2,781,664	0	2,057	0	0	1,230	593	361,000	663	0	360,695	1,980	6,146	70,627	141,434	1,835,238	0	0
	CA	2,154,746	0	177	0	0	1,230	0	361,000	0	0	225,786	1,037	0	5,691	90,583	1,469,243	0	0
Total Varieties	Total	42,060,827	54,445	8,864	0	10,827	144,518	13,134	2,630,000	31,376	0	2,745,983	8,028	399,490	1,274,639	671,879	34,017,534	41,209	8,900
	CA	33,459,373	40,524	4,598	0	3,756	144,518	2,443	2,630,000	30,714	0	2,003,918	4,466	244,848	921,111	528,396	26,853,508	37,674	8,900

Table 7: U.S. Apple Holdings: Fresh Detail (42-lb Bushels)

Other States include Delaware, Maine, Utah, Wisconsin and any other suppressed (S) state data.

JUNE 2023	STORAGE TYPE	US	CA	CT	ID	IN	MD	MA	MI	NC	NH	NY	OH	OR	PA	VA	WA	WV	OTHER STATES
Ambrosia	Total	600,285	0	0	0	0	0	0	0	0	0	115	0	0	4,717	0	595,453	0	0
	CA	364,062	0	0	0	0	0	0	0	0	0	83	0	0	4,717	0	359,263	0	0
Braeburn	Total	51,202	0	0	0	0	0	442	1,000	0	0	2,541	88	0	464	0	46,667	0	0
	CA	26,833	0	0	0	0	0	442	1,000	0	0	2,541	18	0	464	0	22,368	0	0
Cortland	Total	26,940	0	667	0	0	0	1,241	0	0	0	23,502	71	0	177	0	0	884	400
	CA	13,304	0	4	0	0	0	0	0	0	0	11,813	26	0	177	0	0	884	400
Cosmic Crisp	Total	2,193,251	0	0	0	0	0	0	0	0	0	0	0	0	0	0	2,193,251	0	0
	CA	1,358,692	0	0	0	0	0	0	0	0	0	0	0	0	0	0	1,358,692	0	0
Empire	Total	154,628	309	327	0	0	0	127	13,000	2,431	0	134,009	97	0	2,309	693	0	1,326	0
	CA	125,590	309	62	0	0	0	0	13,000	2,431	0	108,007	79	0	1,009	693	0	0	0
Fuji	Total	3,517,664	0	1	0	0	0	54	330,000	1,105	0	132,455	176	30,434	147,336	5,372	2,868,963	1,768	0
	CA	2,776,416	0	1	0	0	0	0	330,000	1,105	0	123,274	88	16,561	143,418	3,098	2,157,987	884	0
Gala	Total	5,507,272	0	110	0	0	0	333	552,000	5,524	0	76,052	851	11,005	57,609	5,692	4,798,095	0	0
	CA	5,029,450	0	0	0	0	0	0	552,000	5,524	0	55,253	322	8,089	53,222	3,686	4,351,354	0	0
Golden Delicious	Total	962,303	19,886	110	0	0	0	0	82,000	442	0	2,552	2,618	1,342	24,298	12,833	810,476	5,745	0
	CA	753,735	19,886	0	0	0	0	0	82,000	442	0	778	1,842	0	23,856	4,426	614,759	5,745	0
Granny Smith	Total	3,035,018	0	123	0	442	0	0	0	0	0	37,131	736	33,922	4,104	2,794	2,955,767	0	0
	CA	2,499,427	0	123	0	0	0	0	0	0	0	36,091	317	22,255	4,104	0	2,436,537	0	0
Honeycrisp	Total	2,383,796	0	0	0	0	0	1,372	0	0	0	8,130	242	37	6,953	383	2,366,678	0	0
	CA	1,877,128	0	0	0	0	0	442	0	0	0	1,391	0	0	6,953	0	1,868,342	0	0
Idared	Total	76,644	0	212	0	0	0	0	48,000	0	0	28,281	132	0	0	18	0	0	0
	CA	75,959	0	146	0	0	0	0	48,000	0	0	27,720	93	0	0	0	0	0	0
Jonathan	Total	27,129	0	0	0	0	0	1,105	18,000	0	0	6,054	0	66	1,878	27	0	0	0
	CA	27,037	0	0	0	0	0	1,105	18,000	0	0	6,054	0	0	1,878	0	0	0	0
McIntosh	Total	206,600	0	1,793	0	0	0	6,628	13,000	331	0	179,815	256	0	2,263	15	0	0	2,500
	CA	125,044	0	909	0	0	0	5	13,000	331	0	107,985	71	0	243	0	0	0	2,500
Mutsu/ Crispin	Total	10,978	0	158	0	0	0	0	0	0	0	10,636	71	0	0	114	0	0	0
	CA	10,654	0	158	0	0	0	0	0	0	0	10,456	40	0	0	0	0	0	0
Newtown Pippin	Total	13,635	4,419	0	0	0	0	0	0	3,535	0	0	0	4,138	354	1,189	0	0	0
	CA	9,497	4,419	0	0	0	0	0	0	3,535	0	0	0	0	354	1,189	0	0	0
Pink Lady/ Cripps Pink	Total	2,607,942	0	110	0	0	0	442	6,000	4,419	0	17,434	0	17,204	6,231	20,289	2,535,813	0	0
	CA	1,348,088	0	0	0	0	0	442	6,000	4,419	0	17,434	0	8,917	5,867	20,252	1,284,757	0	0
Red Delicious	Total	5,952,221	0	150	0	3,535	0	797	380,000	1,768	0	172,826	176	86,363	53,894	26,120	5,213,333	13,258	0
	CA	5,313,306	0	40	0	0	0	7	380,000	1,768	0	149,572	0	70,173	42,453	1,886	4,654,150	13,258	0
Rome	Total	141,145	0	0	0	1,989	0	0	32,000	0	0	106,658	0	0	221	278	0	0	0
	CA	124,361	0	0	0	0	0	0	32,000	0	0	92,140	0	0	221	0	0	0	0
Rome Sport	Total	1,304	0	0	0	0	0	0	0	0	0	199	0	0	0	0	0	1,105	0
	CA	1,304	0	0	0	0	0	0	0	0	0	199	0	0	0	0	0	1,105	0
Spartan	Total	45,365	0	0	0	0	0	0	0	2,210	0	42,449	0	0	309	396	0	0	0
	CA	45,166	0	0	0	0	0	0	0	2,210	0	42,250	0	0	309	396	0	0	0
Stayman	Total	2,636	0	66	0	442	0	0	0	0	0	442	0	0	177	404	0	1,105	0
	CA	346	0	0	0	0	0	0	0	0	0	0	0	0	177	169	0	0	0
York	Total	13,549	0	0	0	0	0	0	0	2,652	0	9,722	0	0	884	71	0	221	0
	CA	13,295	0	0	0	0	0	0	0	2,652	0	9,722	0	0	884	37	0	0	0
Others	Total	1,823,823	0	2,007	0	0	0	593	101,000	663	0	175,199	1,980	6,146	6,786	1,829	1,527,619	0	0
	CA	1,476,581	0	127	0	0	0	0	101,000	0	0	158,001	1,037	0	4,446	0	1,211,971	0	0
Total Varieties	Total	29,355,330	24,615	5,836	0	6,408	0	13,134	1,576,000	25,079	0	1,166,202	7,494	190,658	320,964	78,515	25,912,114	25,410	2,900
	CA	23,395,273	24,615	1,570	0	0	0	2,443	1,576,000	24,416	0	960,765	3,933	125,995	294,751	35,832	20,320,179	21,875	2,900

Table 8: U.S. Apple Holdings: Processing Detail (42-lb Bushels)

Other States include Delaware, Maine, Utah, Wisconsin and any other suppressed (S) state data.

JUNE 2023	STORAGE TYPE	US	CA	CT	ID	IN	MD	MA	MI	NC	NH	NY	OH	OR	PA	VA	WA	WV	OTHER STATES
Ambrosia	Total	239,288	0	0	0	0	0	0	0	0	0	11,629	0	1,845	100	0	225,714	0	0
	CA	147,157	0	0	0	0	0	0	0	0	0	11,629	0	0	100	0	135,429	0	0
Braeburn	Total	22,280	0	0	0	0	0	0	10,000	0	0	1,710	0	0	0	94	10,476	0	0
	CA	17,256	0	0	0	0	0	0	10,000	0	0	1,710	0	0	0	94	5,452	0	0
Cortland	Total	80,208	0	0	0	0	3,720	0	0	0	0	71,740	0	0	75	3,673	0	0	1,000
	CA	37,247	0	0	0	0	3,720	0	0	0	0	28,854	0	0	0	3,673	0	0	1,000
Cosmic Crisp	Total	798,095	0	0	0	0	0	0	0	0	0	0	0	0	0	0	798,095	0	0
	CA	614,625	0	0	0	0	0	0	0	0	0	0	0	0	0	0	614,625	0	0
Empire	Total	87,883	2,431	0	0	0	0	0	28,000	773	0	55,352	0	0	953	374	0	0	0
	CA	50,888	2,431	0	0	0	0	0	28,000	773	0	19,070	0	0	240	374	0	0	0
Fuji	Total	913,527	1,547	0	0	0	786	0	3,000	331	0	33,430	0	51,370	17,952	1,302	803,810	0	0
	CA	685,289	1,547	0	0	0	786	0	3,000	331	0	22,315	0	15,623	630	1,077	639,981	0	0
Gala	Total	1,432,929	0	0	0	4,419	0	0	16,000	442	0	17,447	0	12,986	2,641	1,039	1,376,849	1,105	0
	CA	1,253,689	0	0	0	3,756	0	0	16,000	442	0	6,570	0	7,631	1,809	1,023	1,215,353	1,105	0
Golden Delicious	Total	1,275,396	8,617	0	0	0	81,218	0	188,000	221	0	203,835	0	0	273,342	163,020	357,143	0	0
	CA	1,096,375	8,617	0	0	0	81,218	0	188,000	221	0	156,951	0	0	226,889	149,239	285,239	0	0
Granny Smith	Total	897,207	0	3	0	0	0	0	0	0	0	23,734	0	33,174	20,396	853	819,048	0	0
	CA	676,820	0	3	0	0	0	0	0	0	0	18,249	0	20,993	984	595	635,996	0	0
Honeycrisp	Total	1,688,020	0	0	0	0	0	0	3,000	0	0	23,390	0	13,015	44	0	1,648,571	0	0
	CA	1,399,222	0	0	0	0	0	0	3,000	0	0	7,745	0	0	0	0	1,388,477	0	0
Idared	Total	524,449	0	2,971	0	0	30,720	0	101,000	0	0	358,793	0	0	200	30,765	0	0	0
	CA	468,578	0	2,971	0	0	30,720	0	101,000	0	0	305,018	0	0	0	28,869	0	0	0
Jonathan	Total	59,915	0	0	0	0	0	0	58,000	0	0	1,665	0	0	250	0	0	0	0
	CA	59,665	0	0	0	0	0	0	58,000	0	0	1,665	0	0	0	0	0	0	0
McIntosh	Total	344,170	0	0	0	0	0	0	155,000	110	0	183,379	0	0	0	680	0	0	5,000
	CA	266,202	0	0	0	0	0	0	155,000	110	0	105,412	0	0	0	680	0	0	5,000
Mutsu/ Crispin	Total	103,234	0	4	0	0	0	0	0	0	0	102,171	0	0	92	968	0	0	0
	CA	87,315	0	4	0	0	0	0	0	0	0	86,344	0	0	0	968	0	0	0
Newtown Pippin	Total	18,366	17,235	0	0	0	0	0	0	884	0	0	0	0	0	247	0	0	0
	CA	4,446	3,314	0	0	0	0	0	0	884	0	0	0	0	0	247	0	0	0
Pink Lady/ Cripps Pink	Total	691,341	0	0	0	0	0	0	0	1,989	0	955	0	16,759	926	3,322	655,238	12,153	0
	CA	426,334	0	0	0	0	0	0	0	1,989	0	955	0	8,411	375	3,322	399,130	12,153	0
Red Delicious	Total	1,452,734	0	0	0	0	19,580	0	97,000	442	0	76,738	533	79,683	32,801	40,558	1,102,857	2,541	0
	CA	1,221,613	0	0	0	0	19,580	0	97,000	442	0	46,216	533	66,195	4,637	28,091	956,377	2,541	0
Rome	Total	663,197	0	0	0	0	5,914	0	119,000	0	0	219,192	0	0	222,638	96,452	0	0	0
	CA	516,450	0	0	0	0	5,914	0	119,000	0	0	147,540	0	0	156,844	87,152	0	0	0
Rome Sport	Total	16,647	0	0	0	0	0	0	16,000	0	0	0	0	0	647	0	0	0	0
	CA	16,400	0	0	0	0	0	0	16,000	0	0	0	0	0	400	0	0	0	0
Spartan	Total	1,253	0	0	0	0	0	0	0	1,105	0	0	0	0	0	148	0	0	0
	CA	1,253	0	0	0	0	0	0	0	1,105	0	0	0	0	0	148	0	0	0
Stayman	Total	18,785	0	0	0	0	0	0	0	0	0	1,308	0	0	11,773	5,704	0	0	0
	CA	6,623	0	0	0	0	0	0	0	0	0	1,308	0	0	0	5,315	0	0	0
York	Total	418,732	0	0	0	0	1,350	0	0	0	0	7,819	0	0	305,004	104,559	0	0	0
	CA	332,488	0	0	0	0	1,350	0	0	0	0	7,819	0	0	232,206	91,114	0	0	0
Others	Total	957,841	0	50	0	0	1,230	0	260,000	0	0	185,496	0	0	63,841	139,605	307,619	0	0
	CA	678,165	0	50	0	0	1,230	0	260,000	0	0	67,786	0	0	1,245	90,583	257,272	0	0
Total Varieties	Total	12,705,497	29,830	3,028	0	4,419	144,518	0	1,054,000	6,297	0	1,579,781	533	208,832	953,676	593,364	8,105,420	15,799	6,000
	CA	10,064,100	15,909	3,028	0	3,756	144,518	0	1,054,000	6,297	0	1,043,154	533	118,853	626,360	492,564	6,533,329	15,799	6,000

Table 9: U.S. Apple Movement: State Summary (42-lb Bushels)

MAY 2023	TOTAL		FRESH		PROCESSING	
	REGULAR	CONTROLLED ATMOSPHERE	REGULAR	CONTROLLED ATMOSPHERE	REGULAR	CONTROLLED ATMOSPHERE
United States	(3,402,777)	(11,614,939)	(2,065,516)	(8,823,359)	(1,337,261)	(2,791,580)
California	(4,886)	(14,223)	0	(8,639)	(4,886)	(5,584)
Connecticut	(2,198)	(1,620)	(2,198)	(1,598)	0	(22)
Idaho	0	0	0	0	0	0
Indiana	(2,482)	(1,318)	(2,249)	0	(233)	(1,318)
Maryland	(16,905)	88	(13,605)	0	(3,300)	88
Massachusetts	(3,752)	(857)	(3,752)	(857)	0	0
Michigan	0	(1,023,000)	0	(746,000)	0	(277,000)
North Carolina	(15,148)	(10,780)	(15,148)	(8,569)	0	(2,210)
New Hampshire	(1,123)	0	(783)	0	(340)	0
New York	(288,213)	(797,460)	(100,240)	(607,073)	(187,973)	(190,387)
Ohio	(1,250)	(1,567)	(1,250)	(1,380)	0	(187)
Oregon	13,024	(112,696)	(7,562)	(109,660)	20,586	(3,036)
Pennsylvania	(563,667)	(147,366)	(17,536)	(151,887)	(546,131)	4,520
Virginia	(143,269)	(107,379)	(15,023)	(20,779)	(128,246)	(86,601)
Washington	(2,371,668)	(9,318,892)	(1,884,930)	(7,162,139)	(486,738)	(2,156,753)
West Virginia	(1,241)	(86,769)	(1,241)	(7,678)	0	(79,091)
Other States	0	8,900	0	2,900	(0)	6,000

Other States include Delaware, Maine, Utah, Wisconsin and any other suppressed (S) state data.

Table 10: U.S. Apple Movement: Variety Summary (42-lb Bushels)

MAY 2023	TOTAL		FRESH		PROCESSING	
	REGULAR	CONTROLLED ATMOSPHERE	REGULAR	CONTROLLED ATMOSPHERE	REGULAR	CONTROLLED ATMOSPHERE
Total Varieties	(3,402,777)	(11,614,939)	(2,065,516)	(8,823,359)	(1,337,261)	(2,791,580)
Ambrosia	(81,523)	(133,986)	(60,964)	(99,087)	(20,559)	(34,898)
Braeburn	(12,443)	(13,301)	(11,926)	(12,172)	(517)	(1,129)
Cortland	(19,838)	(24,651)	(4,786)	(14,055)	(15,052)	(10,595)
Cosmic Crisp	(287,106)	(493,502)	(272,218)	(443,628)	(14,888)	(49,874)
Empire	(27,316)	(73,892)	(10,587)	(71,900)	(16,729)	(1,992)
Fuji	(337,852)	(1,122,785)	(250,936)	(870,811)	(86,916)	(251,975)
Gala	(293,983)	(2,842,927)	(212,633)	(2,378,284)	(81,350)	(464,643)
Golden Delicious	(269,952)	(660,018)	(124,415)	(451,565)	(145,537)	(208,453)
Granny Smith	(267,168)	(1,161,078)	(201,493)	(962,468)	(65,675)	(198,610)
Honeycrisp	(326,610)	(1,572,982)	(201,475)	(935,784)	(125,135)	(637,198)
Idared	(39,270)	(87,707)	(343)	(8,582)	(38,927)	(79,125)
Jonathan	(432)	(30,756)	(32)	(10,172)	(400)	(20,584)
McIntosh	(78,694)	(92,349)	(51,238)	(44,234)	(27,456)	(48,115)
Mutsu/Crispin	(11,848)	(21,898)	(1,264)	(4,321)	(10,585)	(17,577)
Newtown Pippin	(6,338)	(4,893)	(1,452)	(3,333)	(4,886)	(1,560)
Pink Lady/Cripps Pink	(378,873)	(465,770)	(308,076)	(347,996)	(70,797)	(117,774)
Red Delicious	(220,879)	(1,484,168)	(149,498)	(1,314,370)	(71,381)	(169,798)
Rome	(68,263)	41,595	(2,564)	(16,058)	(65,700)	57,652
Rome Sport	(243,388)	(2,058)	(5,605)	(2,458)	(237,783)	400
Spartan	(70)	(24,201)	(70)	(23,761)	0	(440)
Stayman	(11,141)	(2,446)	(804)	(121)	(10,337)	(2,324)
York	(63,853)	(227,903)	(89)	(4,666)	(63,764)	(223,237)
Other Varieties	(355,935)	(1,113,264)	(193,048)	(803,535)	(162,887)	(309,729)

Table 11:
U.S. Apple Movement:
State History
(42-lb Bushels)

MAY 2023	TOTAL			FRESH			PROCESSING		
	2022/23	2021/22	5-YR AVERAGE	2022/23	2021/22	5-YR AVERAGE	2022/23	2021/22	5-YR AVERAGE
United States	(15,017,716)	(13,798,450)	(16,091,872)	(10,888,875)	(9,107,499)	(11,441,018)	(4,128,841)	(4,690,951)	(4,650,854)
California	(19,108)	(25,373)	(29,143)	(8,639)	(13,110)	(13,972)	(10,469)	(12,263)	(15,170)
Connecticut	(3,818)	(7,425)	(2,998)	(3,796)	(7,287)	(2,808)	(22)	(138)	(190)
Idaho	0	0	(1,380)	0	0	(1,380)	0	0	0
Indiana	(3,800)	(3,853)	(3,055)	(2,249)	(2,280)	(1,808)	(1,551)	(1,573)	(1,247)
Maryland	(16,817)	(60,761)	(47,431)	(13,605)	(29,032)	(28,353)	(3,212)	(31,729)	(19,079)
Massachusetts	(4,610)	(3,302)	(12,677)	(4,610)	(3,302)	(12,677)	0	0	0
Michigan	(1,023,000)	(450,000)	(534,000)	(746,000)	(71,000)	(211,200)	(277,000)	(379,000)	(322,800)
North Carolina	(25,928)	(29,260)	9,267	(23,718)	(8,927)	(13,459)	(2,210)	(20,333)	22,726
New Hampshire	(1,123)	(1,360)	(456)	(783)	(1,280)	(256)	(340)	(80)	(200)
New York	(1,085,673)	(1,144,367)	(1,018,027)	(707,313)	(566,969)	(532,451)	(378,359)	(577,398)	(485,576)
Ohio	(2,817)	(13,818)	(4,356)	(2,630)	(12,587)	(4,110)	(187)	(1,231)	(246)
Oregon	(99,672)	792,574	37,863	(117,222)	844,633	73,198	17,550	(52,059)	(35,336)
Pennsylvania	(711,033)	(849,581)	(754,724)	(169,422)	(229,670)	(154,952)	(541,611)	(619,911)	(599,771)
Virginia	(250,648)	(240,737)	(86,414)	(35,801)	(28,267)	(29,453)	(214,846)	(212,470)	(56,960)
Washington	(11,690,560)	(11,746,518)	(13,616,038)	(9,047,068)	(8,969,375)	(10,497,753)	(2,643,491)	(2,777,143)	(3,118,285)
West Virginia	(88,009)	(14,669)	(28,304)	(8,918)	(9,046)	(9,585)	(79,091)	(5,623)	(18,719)
Other States	8,900	0	0	2,900	0	0	6,000	0	0

Other States include Delaware, Maine, Utah, Wisconsin and any other suppressed (S) state data.

Table 12:
U.S. Apple Movement:
Variety History
(42-lb Bushels)

MAY 2023	TOTAL			FRESH			PROCESSING		
	2022/23	2021/22	5-YR AVERAGE	2022/23	2021/22	5-YR AVERAGE	2022/23	2021/22	5-YR AVERAGE
Total Varieties	(15,017,716)	(13,798,450)	(16,091,872)	(10,888,875)	(9,107,499)	(11,441,018)	(4,128,841)	(4,690,951)	(4,650,854)
Ambrosia	(215,509)	(151,315)	(117,447)	(160,051)	(137,652)	(94,198)	(55,458)	(13,663)	(23,250)
Braeburn	(25,743)	(32,639)	(24,098)	(24,098)	(16,458)	(48,329)	(1,646)	(16,181)	(13,934)
Cortland	(44,488)	(36,715)	(63,205)	(18,841)	(9,206)	(14,279)	(25,647)	(27,509)	(48,925)
Cosmic Crisp	(780,608)	(379,533)	(116,287)	(715,846)	(344,294)	(99,335)	(64,762)	(35,239)	(16,953)
Empire	(101,207)	(126,649)	102,910	(82,486)	(98,447)	77,746	(18,721)	(28,202)	25,164
Fuji	(1,460,638)	(1,292,934)	(1,776,141)	(1,121,747)	(983,850)	(1,376,203)	(338,891)	(309,084)	(399,938)
Gala	(3,136,911)	(2,247,396)	(3,052,861)	(2,590,917)	(1,722,111)	(2,454,789)	(545,993)	(525,285)	(598,072)
Golden Delicious	(929,970)	(1,078,949)	(834,965)	(575,980)	(528,615)	(387,092)	(353,990)	(550,334)	(447,873)
Granny Smith	(1,428,246)	(1,769,147)	(2,240,589)	(1,163,961)	(1,120,065)	(1,716,475)	(264,285)	(649,082)	(524,113)
Honeycrisp	(1,899,592)	(1,610,183)	(1,715,331)	(1,137,259)	(877,522)	(1,085,949)	(762,333)	(732,661)	(629,382)
Idared	(126,977)	(233,254)	(324,162)	(8,925)	(3,078)	(1,968)	(118,052)	(230,176)	(322,193)
Jonathan	(31,189)	(5,916)	(2,910)	(10,204)	(4,323)	(3,998)	(20,984)	(1,593)	1,087
McIntosh	(171,043)	(217,363)	(296,797)	(95,472)	(157,822)	(168,781)	(75,571)	(59,541)	(128,016)
Mutsu/Crispin	(33,746)	(45,064)	(29,487)	(5,584)	(9,111)	(7,296)	(28,162)	(35,953)	(22,191)
Newtown Pippin	(11,232)	(11,272)	(12,236)	(4,786)	(4,418)	(3,309)	(6,446)	(6,854)	(8,927)
Pink Lady/Cripps Pink	(844,643)	(911,570)	(540,848)	(656,072)	(780,648)	(447,193)	(188,572)	(130,922)	(93,655)
Red Delicious	(1,705,047)	(1,883,421)	(3,539,098)	(1,463,868)	(1,477,981)	(2,902,193)	(241,179)	(405,440)	(636,905)
Rome	(26,668)	(398,683)	(533,683)	(18,621)	(6,211)	(11,756)	(8,047)	(391,845)	(521,926)
Rome Sport	(245,446)	(3,633)	180,448	(8,063)	(633)	(4,263)	(237,383)	(3,000)	184,711
Spartan	(24,271)	(36,698)	(24,266)	(23,831)	(36,252)	(23,773)	(440)	(446)	(493)
Stayman	(13,587)	(8,491)	(11,690)	(925)	(2,443)	(2,211)	(12,662)	(6,048)	(9,479)
York	(291,757)	(241,468)	(88,307)	(4,755)	(4,587)	88,600	(287,001)	(236,881)	(176,907)
Other Varieties	(1,469,198)	(1,076,784)	(992,660)	(996,583)	(781,772)	(753,976)	(472,616)	(295,012)	(238,684)

Table 13: U.S. Apple Performance: Variety Detail

JUNE 2023/ MAY 2023	FRESH						PROCESSING					
	REMAINING HOLDINGS			MOVEMENT RATE			REMAINING HOLDINGS			MOVEMENT RATE		
	2022/23	2021/22	5-YR AVERAGE	2022/23	2021/22	5-YR AVERAGE	2022/23	2021/22	5-YR AVERAGE	2022/23	2021/22	5-YR AVERAGE
Total Varieties	29%	29%	25%	27%	22%	27%	31%	27%	28%	25%	28%	27%
Ambrosia	36%	33%	32%	21%	20%	21%	66%	37%	29%	19%	10%	24%
Braeburn	25%	4%	6%	32%	63%	59%	40%	9%	10%	7%	68%	51%
Cortland	11%	12%	10%	41%	28%	31%	29%	22%	7%	24%	27%	65%
Cosmic Crisp	42%	43%	30%	25%	19%	23%	54%	35%	25%	8%	10%	19%
Empire	12%	9%	23%	35%	54%	-33%	13%	21%	19%	18%	27%	-37%
Fuji	28%	22%	25%	24%	24%	26%	31%	26%	29%	27%	25%	27%
Gala	25%	20%	20%	32%	29%	33%	33%	18%	21%	28%	37%	35%
Golden Delicious	22%	26%	30%	37%	29%	16%	29%	25%	29%	22%	31%	22%
Granny Smith	28%	37%	31%	28%	16%	28%	30%	35%	35%	23%	30%	28%
Honeycrisp	22%	34%	19%	32%	18%	32%	22%	20%	20%	31%	28%	31%
Idared	34%	54%	29%	10%	8%	5%	34%	39%	37%	18%	27%	32%
Jonathan	26%	18%	13%	27%	27%	17%	26%	48%	39%	26%	2%	-1%
McIntosh	18%	22%	12%	32%	41%	45%	37%	34%	20%	18%	20%	47%
Mutsu/Crispin	18%	38%	35%	34%	40%	21%	36%	39%	49%	21%	21%	11%
Newtown Pippin	31%	28%	19%	26%	24%	25%	28%	25%	19%	26%	24%	36%
Pink Lady/Cripps Pink	49%	37%	35%	20%	22%	17%	47%	44%	41%	21%	19%	17%
Red Delicious	39%	38%	30%	20%	18%	28%	49%	45%	37%	14%	19%	25%
Rome	72%	59%	29%	12%	6%	10%	31%	34%	37%	1%	30%	34%
Rome Sport	4%	8%	8%	86%	24%	46%	58%	8%	259%	93%	48%	-721%
Spartan	30%	60%	40%	34%	36%	32%	29%	28%	30%	26%	24%	23%
Stayman	14%	12%	12%	26%	46%	37%	22%	12%	13%	40%	37%	37%
York	29%	28%	229%	26%	24%	-718%	32%	30%	31%	41%	35%	25%
Other Varieties	17%	18%	14%	35%	33%	41%	20%	13%	13%	33%	35%	35%

Note: Remaining Holdings is a cumulative metric for the current month while Movement Rate is a monthly snapshot for the previous month. The first will tell users if they are ahead or behind total disposition compared to the same time last year/five-year average. The second will tell users if last month's disposition was faster or slower than the disposition in the same month the previous year/five-year average.

Figure 1: U.S. Fresh Apple Exports

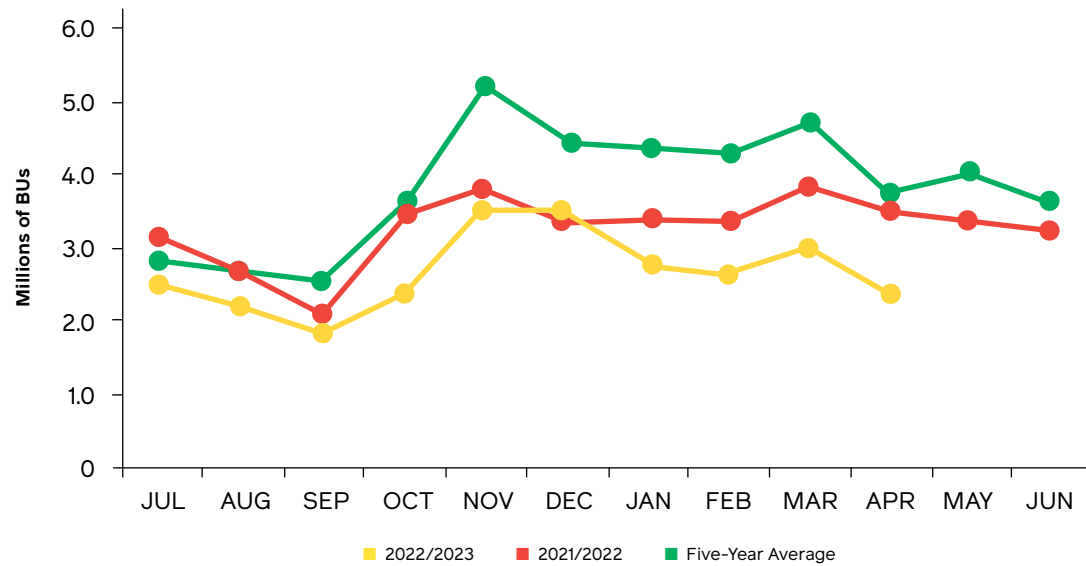


Figure 2: U.S. Fresh Apple Imports

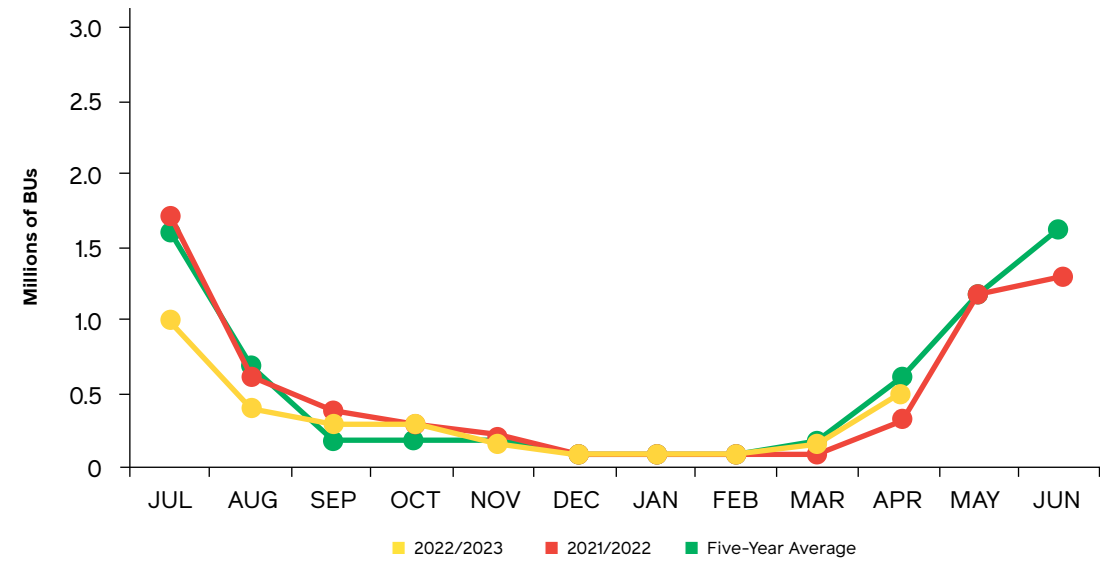


Figure 3: U.S. Fresh Apple Net Trade: Crop YTD

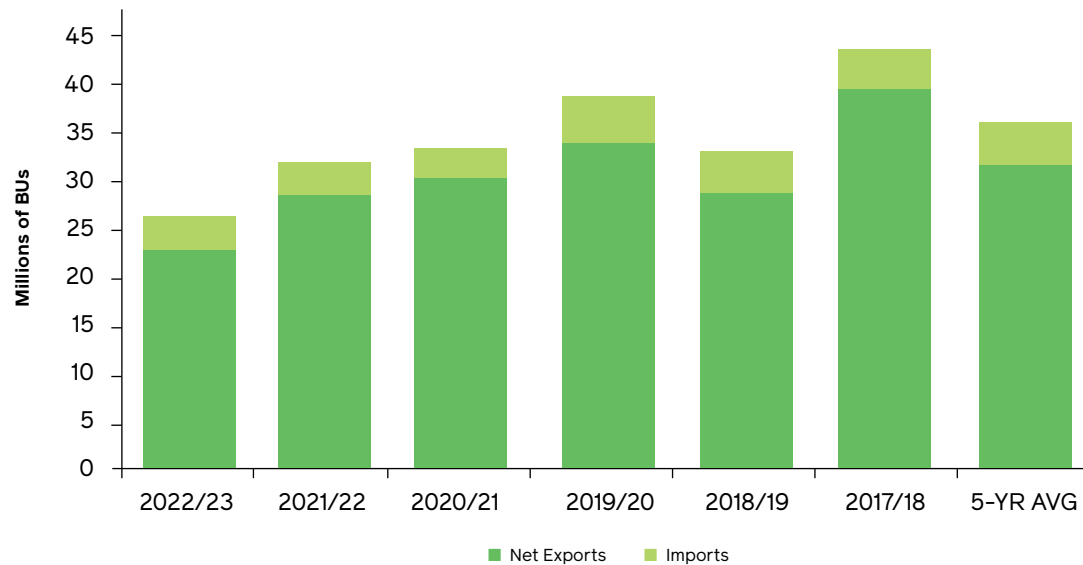
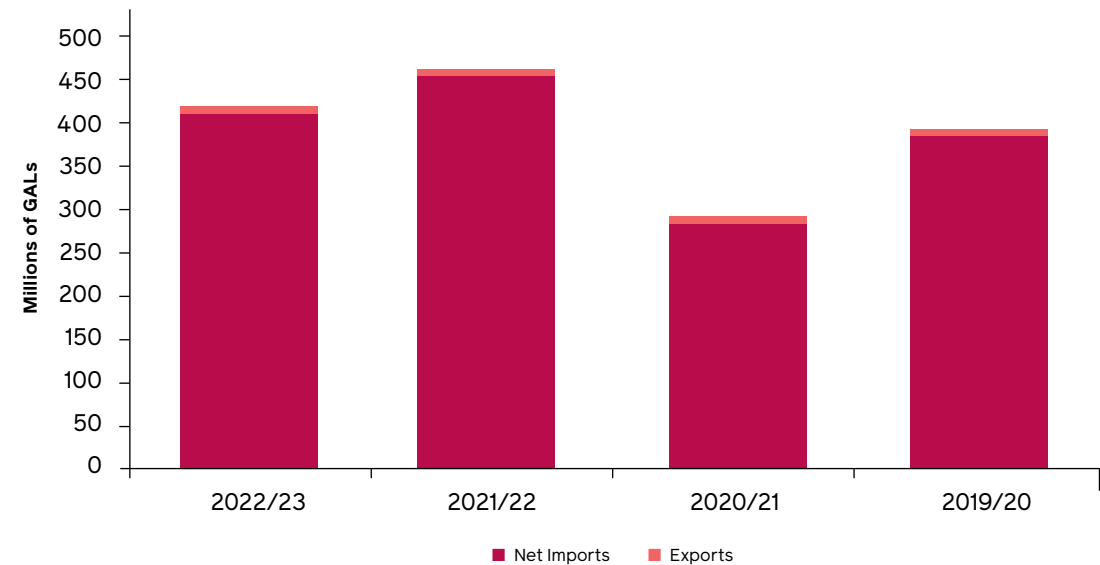


Figure 4: U.S. Apple Juice Concentrate Net Trade: Crop YTD



Sources: USDA, Foreign Agricultural Service, USApple
 Notes: Five-year average does not include current crop year (July-June). Trade data lags by two months.

Table 14: European Apple Holdings: Country Summary

MAY 2023	2022/23	2021/22	5-YR AVERAGE	MOVEMENT (PRIOR MO.)
Total Europe	66,690,955	80,741,278	65,382,524	33,297,436
Austria	2,777,144	2,284,129	2,087,449	830,438
Belgium	1,560,609	3,459,679	2,315,907	686,379
Czech Republic	745,739	709,940	632,033	361,348
Denmark	61,992	112,908	58,706	81,571
France	9,303,811	10,591,152	9,860,583	4,102,115
Germany	5,709,913	6,678,896	4,978,630	2,809,316
Italy	19,857,935	23,606,200	19,996,576	8,726,973
Poland	17,479,487	21,941,218	16,387,675	12,072,919
Spain	3,248,884	5,668,238	4,379,289	1,091,010
Switzerland	972,605	1,337,207	1,086,563	444,913
The Netherlands	2,855,245	3,089,775	2,560,149	785,895
United Kingdom	2,117,590	1,261,935	1,038,964	1,304,558

Source: The World Apple and Pear Association
 Note: Data reported in 42-pound bushels. The difference between the 2021/22 country and variety totals are holdings in Slovakia.

DISCLAIMER

While efforts have been made to ensure the accuracy and reliability of the information contained in this report, all information in this report is provided by the U.S. Apple Association (USApple) "as-is" with no guarantee of completeness, accuracy or timeliness and without warranty of any kind expressed or implied by USApple. Use of such information is voluntary, and reliance on it should only be undertaken after an independent review of its accuracy, completeness and applicability.

© 2023 U.S. Apple Association. Reproduction in whole or in part of the material contained herein is prohibited without prior permission from USApple.

For more information, contact the author of this report, Christopher Gerlach, Director, Industry Analytics at USApple: 7600 Leesburg Pike, Suite 400 East | Falls Church, VA 22043 | 703.442.8850 | usapple.org

Table 15: European Apple Holdings: Variety Summary

MAY 2023	2022/23	2021/22	5-YR AVERAGE	MOVEMENT (PRIOR MO.)
Total Varieties	66,690,955	80,741,278	65,382,524	33,297,436
Annurca	-	-	-	0
Boskoop	56,613	265,762	101,146	173,042
Braeburn	1,685,414	2,172,095	1,814,305	1,082,942
Bramley	478,560	297,256	472,954	560,866
Cameo	107,606	28,608	18,214	40,785
Cortland	-	-	-	0
Cox Orange	5,354	-	157	17,375
Cripps Pink	3,054,326	1,865,859	1,472,410	1,846,392
Elstar	2,072,573	1,692,761	1,086,348	1,297,606
Fuji	1,317,422	2,399,362	2,165,634	1,196,455
Gala	3,630,733	4,662,644	2,772,714	2,847,992
Gloster	262,875	527,482	1,237,705	266,287
Golden Delicious	18,802,718	26,632,111	23,117,693	6,549,464
Granny Smith	2,725,012	2,741,987	2,944,084	1,337,663
Holsteiner Cox	-	-	-	0
Idared	4,573,181	6,327,294	5,214,627	1,956,280
Jonagold	3,835,982	6,395,144	4,581,761	1,281,623
Jonagored	814,975	1,698,922	1,557,567	255,812
Jonathan	-	-	-	0
Lobo	-	-	-	0
Morgendurf/imperat	177,315	257,745	225,152	97,577
Pinova	1,969,952	1,780,045	1,019,046	865,280
Red Delicious	2,262,299	2,630,642	2,383,674	2,089,182
Red Jonaprince	6,575,712	6,103,155	3,283,455	2,909,736
Reinette	527,744	384,286	334,948	248,545
Shampion	1,313,166	2,114,651	1,852,059	792,193
Stayman	-	-	6,780	0
Spartan	46,245	62,517	13,574	(46,245)
Other Varieties	10,395,180	9,700,952	7,706,518	5,630,583

Source: The World Apple and Pear Association
 Note: Data reported in 42-pound bushels.