

May 1 U.S. Holdings

Sponsored by



40.2 Million Fresh-Market Holdings

DOWN
2.3% YOY

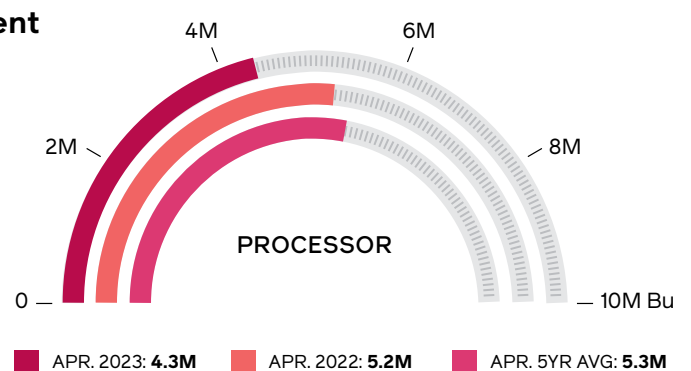
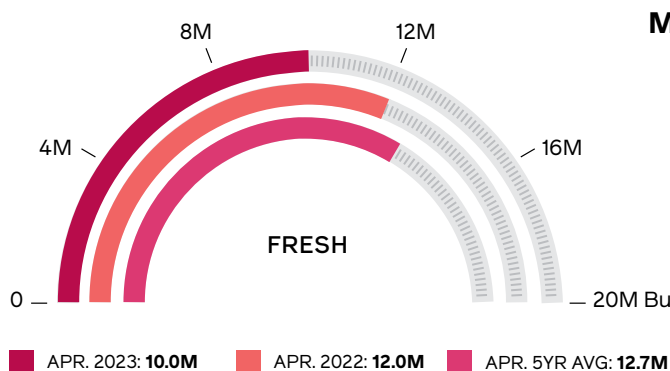
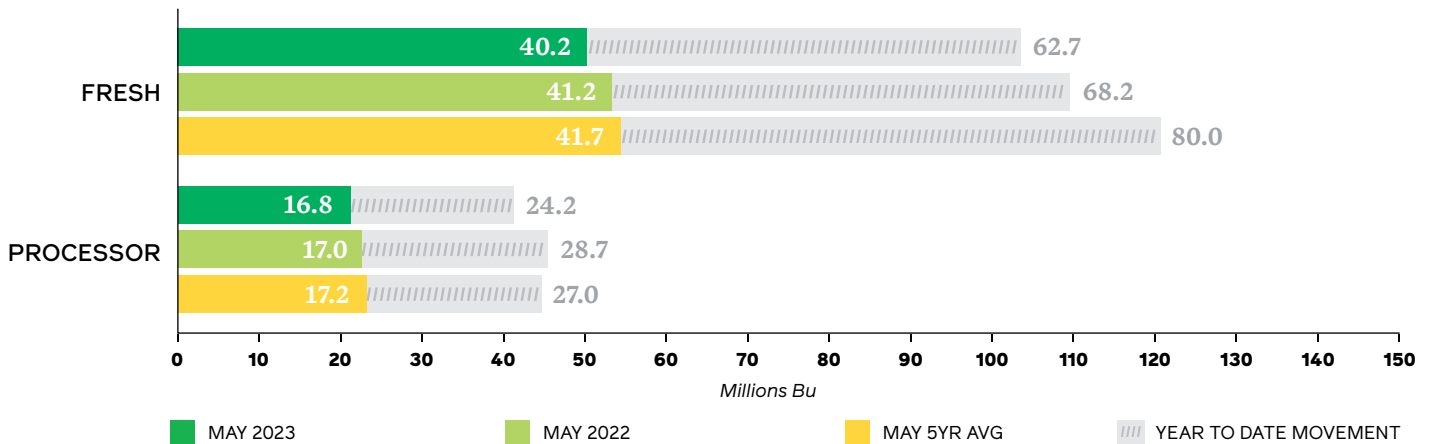
U.S. fresh apple holdings on May 1, 2023 totaled 40.2 million bushels, 2.3 percent less than the inventories reported last May and 3.5 percent less than the May five-year average.

16.8 Million Processing Apple Holdings

DOWN
0.9% YOY

U.S. processing apple holdings on May 1, 2023 totaled 16.8 million bushels, 0.9 percent less than the inventories reported last May and 2 percent less than the May five-year average.

Holdings



Tables & Figures

TABLES

Table 1:	USAppleTracker Summary.....	2
Table 2:	U.S. Apple Holdings: State Summary.....	3
Table 3:	U.S. Apple Holdings: Variety Summary.....	3
Table 4:	U.S. Apple Holdings: State History.....	4
Table 5:	U.S. Apple Holdings: Variety History.....	4
Table 6:	U.S. Apple Holdings: Total Detail.....	5
Table 7:	U.S. Apple Holdings: Fresh Detail.....	6
Table 8:	U.S. Apple Holdings: Processing Detail.....	7
Table 9:	U.S. Apple Movement: State Summary.....	8
Table 10:	U.S. Apple Movement: Variety Summary.....	8
Table 11:	U.S. Apple Movement: State History.....	9
Table 12:	U.S. Apple Movement: Variety History.....	9
Table 13:	U.S. Apple Performance: Variety Detail.....	10
Table 14:	European Apple Holdings: Country Summary.....	12
Table 15:	European Apple Holdings: Variety Summary.....	12

FIGURES

Figure 1:	U.S. Fresh Apple Exports.....	11
Figure 2:	U.S. Fresh Apple Imports.....	11
Figure 3:	U.S. Fresh Apple Net Trade: Crop YTD.....	11
Figure 4:	U.S. Apple Juice Concentrate Net Trade: Crop YTD.....	11

Table 1:
USAppleTracker
Summary
(Millions of 42-lb Bushels)

MAY 2023		2022/23	2021/22	5-YR AVERAGE
Total Holdings		57.1	58.2	58.9
By Use	Fresh	40.2	41.2	41.7
	Processing	16.8	17.0	17.2
By Storage Type	Regular	12.0	12.7	10.6
	CA	45.1	45.5	48.3
Total Movement (prior month)		(14.2)	(17.3)	(18.0)
By Use	Fresh	(10.0)	(12.0)	(12.7)
	Processing	(4.3)	(5.2)	(5.3)
By Storage Type	Regular	(2.6)	(3.8)	(3.6)
	CA	(11.7)	(13.5)	(14.4)

Table 2: U.S. Apple Holdings: State Summary (42-lb Bushels)

MAY 2023	TOTAL		FRESH		PROCESSING	
	REGULAR	CONTROLLED ATMOSPHERE	REGULAR	CONTROLLED ATMOSPHERE	REGULAR	CONTROLLED ATMOSPHERE
United States	12,004,231	45,074,312	8,025,573	32,218,632	3,978,658	12,855,680
California	18,806	54,747	0	33,254	18,806	21,493
Connecticut	6,464	6,218	6,464	3,168	0	3,050
Idaho	0	0	0	0	0	0
Indiana	9,552	5,075	8,657	0	896	5,075
Maryland	16,905	144,430	13,605	0	3,300	144,430
Massachusetts	14,444	3,300	14,444	3,300	0	0
Michigan	0	3,653,000	0	2,322,000	0	1,331,000
North Carolina	15,811	41,493	15,811	32,985	0	8,508
New Hampshire	1,123	0	783	0	340	0
New York	1,030,278	2,801,378	305,678	1,567,837	724,600	1,233,540
Ohio	4,812	6,033	4,812	5,313	0	721
Oregon	141,617	357,544	72,224	235,655	69,393	121,889
Pennsylvania	917,195	1,068,477	43,748	446,638	873,447	621,839
Virginia	286,752	635,775	57,706	56,611	229,046	579,164
Washington	9,535,695	36,172,400	7,476,865	27,482,318	2,058,830	8,690,082
West Virginia	4,776	124,442	4,776	29,553	(0)	94,890
Other States	0	0	0	0	(0)	0

Other States include Delaware, Maine, Utah, Wisconsin and any other suppressed (S) state data.

Table 3: U.S. Apple Holdings: Variety Summary (42-lb Bushels)

MAY 2023	TOTAL		FRESH		PROCESSING	
	REGULAR	CONTROLLED ATMOSPHERE	REGULAR	CONTROLLED ATMOSPHERE	REGULAR	CONTROLLED ATMOSPHERE
Total Varieties	12,004,231	45,074,312	8,025,573	32,218,632	3,978,658	12,855,680
Ambrosia	409,876	645,205	297,186	463,149	112,690	182,056
Braeburn	41,836	57,389	36,295	39,005	5,541	18,385
Cortland	76,435	75,202	18,423	27,359	58,012	47,843
Cosmic Crisp	1,305,135	2,466,819	1,106,777	1,802,319	198,358	664,499
Empire	93,349	250,370	39,624	197,490	53,724	52,880
Fuji	1,307,338	4,584,491	992,185	3,647,226	315,154	937,264
Gala	951,045	9,126,066	690,455	7,407,734	260,590	1,718,332
Golden Delicious	657,541	2,510,127	332,984	1,205,300	324,558	1,304,828
Granny Smith	1,023,146	4,337,325	737,084	3,461,895	286,062	875,431
Honeycrisp	1,122,076	4,849,332	708,143	2,812,912	413,933	2,036,420
Idared	95,827	632,243	1,028	84,540	94,799	547,703
Jonathan	774	117,459	124	37,209	650	80,250
McIntosh	238,218	483,595	132,794	169,278	105,424	314,317
Mutsu/Crispin	28,092	119,867	1,588	14,974	26,504	104,893
Newtown Pippin	24,397	18,836	5,591	12,830	18,806	6,006
Pink Lady/Cripps Pink	1,903,735	2,240,191	1,567,930	1,696,084	335,805	544,108
Red Delicious	1,090,914	8,019,087	788,413	6,627,676	302,502	1,391,411
Rome	231,794	599,216	19,348	140,419	212,446	458,798
Rome Sport	243,635	19,761	5,605	3,761	238,030	16,000
Spartan	269	70,620	269	68,927	0	1,693
Stayman	25,594	9,414	3,094	467	22,499	8,947
York	150,352	573,686	344	17,961	150,007	555,726
Other Varieties	982,852	3,268,010	540,289	2,280,116	442,563	987,894

Table 4:
U.S. Apple Holdings:
State History
 (42-lb Bushels)

MAY 2023	TOTAL			FRESH			PROCESSING		
	2022/23	2021/22	5-YR AVERAGE	2022/23	2021/22	5-YR AVERAGE	2022/23	2021/22	5-YR AVERAGE
United States	57,078,543	58,190,361	58,884,543	40,244,205	41,207,429	41,705,913	16,834,338	16,982,932	17,178,630
California	73,553	107,802	94,555	33,254	55,704	47,612	40,299	52,098	46,944
Connecticut	12,682	19,030	7,536	9,632	11,310	5,822	3,050	7,720	1,713
Idaho	0	0	1,380	0	0	1,380	0	0	0
Indiana	14,627	16,375	12,152	8,657	9,691	7,192	5,970	6,684	4,960
Maryland	161,335	190,177	91,272	13,605	44,112	48,261	147,730	146,065	43,011
Massachusetts	17,744	14,035	22,878	17,744	14,035	22,878	0	0	0
Michigan	3,653,000	1,512,000	1,506,400	2,322,000	143,000	386,600	1,331,000	1,369,000	1,119,800
North Carolina	57,304	124,322	110,691	48,797	37,931	34,529	8,508	86,391	76,162
New Hampshire	1,123	2,320	648	783	2,220	444	340	100	204
New York	3,831,656	3,991,418	4,036,885	1,873,515	1,641,639	1,515,340	1,958,140	2,349,779	2,521,545
Ohio	10,845	58,705	13,334	10,125	53,479	12,288	721	5,226	1,045
Oregon	499,161	329,082	399,731	307,879	227,918	320,816	191,282	101,164	78,915
Pennsylvania	1,985,672	2,217,186	1,856,661	490,386	451,551	359,214	1,495,286	1,765,635	1,497,447
Virginia	922,527	753,008	819,485	114,317	119,071	116,984	808,210	633,937	702,501
Washington	45,708,094	48,792,573	49,798,659	34,959,183	38,357,335	38,788,373	10,748,912	10,435,238	11,010,285
West Virginia	129,219	62,328	112,276	34,329	38,433	38,179	94,890	23,895	74,097
Other States	0	0	0	0	0	0	0	0	0

Other States include Delaware, Maine, Utah, Wisconsin and any other suppressed (S) state data.

Table 5:
U.S. Apple Holdings:
Variety History
 (42-lb Bushels)

MAY 2023	TOTAL			FRESH			PROCESSING		
	2022/23	2021/22	5-YR AVERAGE	2022/23	2021/22	5-YR AVERAGE	2022/23	2021/22	5-YR AVERAGE
Total Varieties	57,078,543	58,190,361	58,884,543	40,244,205	41,207,429	41,705,913	16,834,338	16,982,932	17,178,630
Ambrosia	1,055,082	829,228	556,354	760,336	693,474	457,743	294,746	135,754	98,611
Braeburn	99,225	49,840	109,362	75,300	26,133	82,033	23,926	23,707	27,328
Cortland	151,637	135,469	121,245	45,782	33,382	45,897	105,855	102,087	75,348
Cosmic Crisp	3,771,954	2,194,770	518,573	2,909,097	1,825,246	428,668	862,857	369,524	89,905
Empire	343,718	286,951	302,053	237,114	182,571	233,379	106,604	104,380	68,674
Fuji	5,891,829	5,262,461	6,715,353	4,639,411	4,036,235	5,210,429	1,252,418	1,226,226	1,504,924
Gala	10,077,111	7,345,940	9,274,510	8,098,189	5,934,378	7,548,887	1,978,922	1,411,562	1,725,624
Golden Delicious	3,167,669	3,627,548	4,377,930	1,538,283	1,823,445	2,375,656	1,629,385	1,804,103	2,002,274
Granny Smith	5,360,471	8,979,300	8,103,427	4,198,979	6,837,481	6,201,613	1,161,493	2,141,819	1,901,815
Honeycrisp	5,971,408	7,378,229	5,466,239	3,521,055	4,801,811	3,437,026	2,450,353	2,576,418	2,029,213
Idared	728,070	891,187	1,047,997	85,569	36,374	42,742	642,501	854,813	1,005,255
Jonathan	118,233	113,642	96,951	37,333	16,123	23,644	80,900	97,519	73,306
McIntosh	721,812	683,337	649,484	302,072	384,370	377,773	419,741	298,967	271,710
Mutsu/Crispin	147,959	195,652	233,565	16,562	22,531	35,267	131,397	173,121	198,298
Newtown Pippin	43,233	47,891	37,914	18,421	18,775	13,004	24,812	29,116	24,910
Pink Lady/Cripps Pink	4,143,926	4,219,488	3,144,366	3,264,014	3,525,923	2,583,781	879,912	693,565	560,584
Red Delicious	9,110,002	10,530,194	13,060,169	7,416,089	8,406,145	10,551,973	1,693,913	2,124,049	2,508,196
Rome	831,010	1,392,505	1,672,142	159,766	102,564	115,008	671,244	1,289,941	1,557,134
Rome Sport	263,397	8,928	34,928	9,367	2,692	9,311	254,030	6,236	25,617
Spartan	70,888	103,837	75,678	69,196	101,942	73,530	1,693	1,895	2,148
Stayman	35,008	21,794	31,708	3,561	5,288	6,009	31,447	16,506	25,699
York	724,038	688,664	731,842	18,305	19,490	12,343	705,733	669,174	719,499
Other Varieties	4,250,862	3,203,506	2,522,754	2,820,405	2,371,056	1,840,196	1,430,457	832,450	682,557

Table 6: U.S. Apple Holdings: Total Detail (42-lb Bushels)

Other States include Delaware, Maine, Utah, Wisconsin and any other suppressed (S) state data.

MAY 2023	STORAGE TYPE	US	CA	CT	ID	IN	MD	MA	MI	NC	NH	NY	OH	OR	PA	VA	WA	WV	OTHER STATES
Ambrosia	Total	1,055,082	0	0	0	0	0	0	0	0	0	15,951	0	1,833	10,574	0	1,026,724	0	0
	CA	645,205	0	0	0	0	0	0	0	0	0	15,908	0	0	10,574	0	618,724	0	0
Braeburn	Total	99,225	0	0	0	0	0	597	11,000	0	0	5,742	119	0	687	128	80,952	0	0
	CA	57,389	0	0	0	0	0	597	11,000	0	0	5,742	24	0	627	128	39,272	0	0
Cortland	Total	151,637	0	921	0	0	3,720	1,676	0	0	0	138,754	95	0	314	4,962	0	1,194	0
	CA	75,202	0	25	0	0	3,720	0	0	0	0	65,026	36	0	239	4,962	0	1,194	0
Cosmic Crisp	Total	3,771,954	0	0	0	0	0	0	0	0	0	0	0	0	0	0	3,771,954	0	0
	CA	2,466,819	0	0	0	0	0	0	0	0	0	0	0	0	0	0	2,466,819	0	0
Empire	Total	343,718	3,702	534	0	0	0	172	47,000	4,328	63	279,166	131	0	5,390	1,441	0	1,791	0
	CA	250,370	3,702	176	0	0	0	0	47,000	4,328	0	191,600	107	0	2,016	1,441	0	0	0
Fuji	Total	5,891,829	2,090	81	0	0	7,107	73	349,000	4,138	0	235,885	238	118,009	249,974	9,016	4,913,830	2,388	0
	CA	4,584,491	2,090	61	0	0	786	0	349,000	1,940	0	209,833	119	83,732	185,329	5,641	3,744,767	1,194	0
Gala	Total	10,077,111	0	149	0	5,970	0	450	906,000	8,060	0	217,743	1,149	42,174	110,715	9,534	8,773,674	1,493	0
	CA	9,126,066	0	0	0	5,075	0	0	906,000	8,060	0	174,904	435	20,020	91,849	6,801	7,911,429	1,493	0
Golden Delicious	Total	3,167,669	38,508	149	0	0	81,743	0	364,000	2,756	0	260,504	3,537	1,813	402,607	226,195	1,778,095	7,761	0
	CA	2,510,127	38,508	0	0	0	81,218	0	364,000	896	0	194,771	2,489	0	273,148	179,311	1,368,025	7,761	0
Granny Smith	Total	5,360,471	0	196	0	597	0	0	0	1,522	0	86,254	994	85,366	37,217	4,970	5,143,356	0	0
	CA	4,337,325	0	196	0	0	0	0	0	0	0	75,868	429	66,396	4,798	848	4,188,791	0	0
Honeycrisp	Total	5,971,408	0	0	0	0	0	1,854	155,000	0	0	84,568	328	14,642	5,441	517	5,709,058	0	0
	CA	4,849,332	0	0	0	0	0	597	155,000	0	0	55,083	0	0	5,353	0	4,633,299	0	0
Idared	Total	728,070	0	3,220	0	0	30,720	0	186,000	0	0	455,583	179	0	7,674	44,695	0	0	0
	CA	632,243	0	3,130	0	0	30,720	0	186,000	0	0	381,394	125	0	0	30,875	0	0	0
Jonathan	Total	118,233	0	0	0	0	0	1,493	103,000	0	0	10,429	0	89	3,187	36	0	0	0
	CA	117,459	0	0	0	0	0	1,493	103,000	0	0	10,429	0	0	2,537	0	0	0	0
McIntosh	Total	721,812	0	3,782	0	0	0	8,954	203,000	597	360	500,895	345	0	2,940	938	0	0	0
	CA	483,595	0	2,128	0	0	0	7	203,000	597	0	276,521	95	0	328	918	0	0	0
Mutsu/ Crispin	Total	147,959	0	206	0	0	0	0	0	0	0	140,824	95	0	5,372	1,461	0	0	0
	CA	119,867	0	206	0	0	0	0	0	0	0	118,050	54	0	250	1,308	0	0	0
Newtown Pippin	Total	43,233	29,254	0	0	0	0	0	0	5,970	0	0	0	5,591	478	1,940	0	0	0
	CA	18,836	10,448	0	0	0	0	0	0	5,970	0	0	0	0	478	1,940	0	0	0
Pink Lady/ Cripps Pink	Total	4,143,926	0	149	0	0	999	597	6,000	12,387	0	27,600	0	45,735	11,518	32,071	3,990,451	16,418	0
	CA	2,240,191	0	0	0	0	0	597	6,000	8,657	0	27,600	0	32,626	9,012	31,847	2,107,434	16,418	0
Red Delicious	Total	9,110,002	0	229	0	4,776	27,880	1,077	672,000	2,985	0	323,474	959	175,608	166,410	107,546	7,605,714	21,344	0
	CA	8,019,087	0	40	0	0	19,580	10	672,000	2,985	0	250,832	721	154,770	87,097	51,916	6,757,793	21,344	0
Rome	Total	831,010	0	0	0	2,687	5,914	0	180,000	0	0	423,700	0	0	101,905	116,805	0	0	0
	CA	599,216	0	0	0	0	5,914	0	180,000	0	0	310,232	0	0	299	102,772	0	0	0
Rome Sport	Total	263,397	0	0	0	0	0	0	16,000	5,605	0	2,269	0	0	238,030	0	0	1,493	0
	CA	19,761	0	0	0	0	0	0	16,000	0	0	2,269	0	0	0	0	0	1,493	0
Spartan	Total	70,888	0	0	0	0	0	0	0	4,478	0	65,257	0	0	418	736	0	0	0
	CA	70,620	0	0	0	0	0	0	0	4,478	0	64,989	0	0	418	736	0	0	0
Stayman	Total	35,008	0	90	0	597	0	0	0	0	0	2,364	0	0	21,928	8,537	0	1,493	0
	CA	9,414	0	0	0	0	0	0	0	0	0	1,767	0	0	239	7,409	0	0	0
York	Total	724,038	0	0	0	0	1,350	0	0	3,582	0	23,698	0	0	474,994	157,399	0	63,015	0
	CA	573,686	0	0	0	0	1,350	0	0	3,582	0	23,698	0	0	372,969	109,371	0	62,717	0
Others	Total	4,250,862	0	2,976	0	0	1,902	801	455,000	896	700	530,994	2,675	8,303	127,900	193,600	2,914,286	10,829	0
	CA	3,268,010	0	256	0	0	1,142	0	455,000	0	0	344,863	1,400	0	20,917	97,552	2,336,049	10,829	0
Total Varieties	Total	57,078,543	73,553	12,682	0	14,627	161,335	17,744	3,653,000	57,304	1,123	3,831,656	10,845	499,161	1,985,672	922,527	45,708,094	129,219	0
	CA	45,074,312	54,747	6,218	0	5,075	144,430	3,300	3,653,000	41,493	0	2,801,378	6,033	357,544	1,068,477	635,775	36,172,400	124,442	0

Table 7: U.S. Apple Holdings: Fresh Detail (42-lb Bushels)

Other States include Delaware, Maine, Utah, Wisconsin and any other suppressed (S) state data.

MAY 2023	STORAGE TYPE	US	CA	CT	ID	IN	MD	MA	MI	NC	NH	NY	OH	OR	PA	VA	WA	WV	OTHER STATES
Ambrosia	Total	760,336	0	0	0	0	0	0	0	0	0	241	0	0	10,514	0	749,581	0	0
	CA	463,149	0	0	0	0	0	0	0	0	0	198	0	0	10,514	0	452,438	0	0
Braeburn	Total	75,300	0	0	0	0	0	597	1,000	0	0	3,433	119	0	627	0	69,524	0	0
	CA	39,005	0	0	0	0	0	597	1,000	0	0	3,433	24	0	627	0	33,324	0	0
Cortland	Total	45,782	0	921	0	0	0	1,676	0	0	0	41,657	95	0	239	0	0	1,194	0
	CA	27,359	0	25	0	0	0	0	0	0	0	25,866	36	0	239	0	0	1,194	0
Cosmic Crisp	Total	2,909,097	0	0	0	0	0	0	0	0	0	0	0	0	0	0	2,909,097	0	0
	CA	1,802,319	0	0	0	0	0	0	0	0	0	0	0	0	0	0	1,802,319	0	0
Empire	Total	237,114	418	534	0	0	0	172	16,000	3,284	63	209,766	131	0	4,020	936	0	1,791	0
	CA	197,490	418	176	0	0	0	0	16,000	3,284	0	174,774	107	0	1,796	936	0	0	0
Fuji	Total	4,639,411	0	81	0	0	6,321	73	346,000	3,691	0	200,583	238	69,102	193,656	7,258	3,810,020	2,388	0
	CA	3,647,226	0	61	0	0	0	0	346,000	1,493	0	189,427	119	55,187	183,629	4,186	2,865,931	1,194	0
Gala	Total	8,098,189	0	149	0	0	0	450	891,000	7,463	0	195,855	1,149	23,226	97,874	7,690	6,873,333	0	0
	CA	7,407,734	0	0	0	0	0	0	891,000	7,463	0	167,711	435	13,195	89,581	4,979	6,233,371	0	0
Golden Delicious	Total	1,538,283	26,866	149	0	0	525	0	122,000	2,457	0	12,254	3,537	1,813	46,441	17,337	1,297,143	7,761	0
	CA	1,205,300	26,866	0	0	0	0	0	122,000	597	0	9,860	2,489	0	45,844	5,980	983,903	7,761	0
Granny Smith	Total	4,198,979	0	196	0	597	0	0	0	1,522	0	54,190	994	54,813	4,299	3,774	4,078,594	0	0
	CA	3,461,895	0	196	0	0	0	0	0	0	0	51,214	429	43,761	4,299	0	3,361,996	0	0
Honeycrisp	Total	3,521,055	0	0	0	0	0	1,854	152,000	0	0	53,752	328	97	5,353	517	3,307,154	0	0
	CA	2,812,912	0	0	0	0	0	597	152,000	0	0	44,620	0	0	5,353	0	2,610,342	0	0
Idared	Total	85,569	0	241	0	0	0	0	48,000	0	0	37,125	179	0	0	24	0	0	0
	CA	84,540	0	151	0	0	0	0	48,000	0	0	36,264	125	0	0	0	0	0	0
Jonathan	Total	37,333	0	0	0	0	0	1,493	25,000	0	0	8,179	0	89	2,537	36	0	0	0
	CA	37,209	0	0	0	0	0	1,493	25,000	0	0	8,179	0	0	2,537	0	0	0	0
McIntosh	Total	302,072	0	3,782	0	0	0	8,954	24,000	448	360	261,314	345	0	2,848	20	0	0	0
	CA	169,278	0	2,128	0	0	0	7	24,000	448	0	142,272	95	0	328	0	0	0	0
Mutsu/ Crispin	Total	16,562	0	206	0	0	0	0	0	0	0	16,107	95	0	0	154	0	0	0
	CA	14,974	0	206	0	0	0	0	0	0	0	14,715	54	0	0	0	0	0	0
Newtown Pippin	Total	18,421	5,970	0	0	0	0	0	0	4,776	0	0	0	5,591	478	1,606	0	0	0
	CA	12,830	5,970	0	0	0	0	0	0	4,776	0	0	0	0	478	1,606	0	0	0
Pink Lady/ Cripps Pink	Total	3,264,014	0	149	0	0	999	597	6,000	9,701	0	26,311	0	25,436	8,347	27,451	3,159,023	0	0
	CA	1,696,084	0	0	0	0	0	597	6,000	5,970	0	26,311	0	21,504	7,362	27,359	1,600,980	0	0
Red Delicious	Total	7,416,089	0	229	0	4,776	5,000	1,077	549,000	2,388	0	228,681	238	119,411	95,316	43,491	6,348,571	17,911	0
	CA	6,627,676	0	40	0	0	0	10	549,000	2,388	0	197,273	0	102,008	80,674	10,751	5,667,622	17,911	0
Rome	Total	159,766	0	0	0	2,687	0	0	15,000	0	0	141,406	0	0	299	375	0	0	0
	CA	140,419	0	0	0	0	0	0	15,000	0	0	125,120	0	0	299	0	0	0	0
Rome Sport	Total	9,367	0	0	0	0	0	0	0	5,605	0	2,269	0	0	0	0	0	1,493	0
	CA	3,761	0	0	0	0	0	0	0	0	0	2,269	0	0	0	0	0	1,493	0
Spartan	Total	69,196	0	0	0	0	0	0	0	2,985	0	65,257	0	0	418	536	0	0	0
	CA	68,927	0	0	0	0	0	0	0	2,985	0	64,989	0	0	418	536	0	0	0
Stayman	Total	3,561	0	90	0	597	0	0	0	0	0	597	0	0	239	546	0	1,493	0
	CA	467	0	0	0	0	0	0	0	0	0	0	0	0	239	228	0	0	0
York	Total	18,305	0	0	0	0	0	0	0	3,582	0	13,134	0	0	1,194	96	0	299	0
	CA	17,961	0	0	0	0	0	0	0	3,582	0	13,134	0	0	1,194	50	0	0	0
Others	Total	2,820,405	0	2,905	0	0	760	801	127,000	896	360	301,402	2,675	8,303	15,689	2,471	2,357,143	0	0
	CA	2,280,116	0	185	0	0	0	0	127,000	0	0	270,210	1,400	0	11,228	0	1,870,092	0	0
Total Varieties	Total	40,244,205	33,254	9,632	0	8,657	13,605	17,744	2,322,000	48,797	783	1,873,515	10,125	307,879	490,386	114,317	34,959,183	34,329	0
	CA	32,218,632	33,254	3,168	0	0	0	3,300	2,322,000	32,985	0	1,567,837	5,313	235,655	446,638	56,611	27,482,318	29,553	0

Table 8: U.S. Apple Holdings: Processing Detail (42-lb Bushels)

Other States include Delaware, Maine, Utah, Wisconsin and any other suppressed (S) state data.

MAY 2023	STORAGE TYPE	US	CA	CT	ID	IN	MD	MA	MI	NC	NH	NY	OH	OR	PA	VA	WA	WV	OTHER STATES
Ambrosia	Total	294,746	0	0	0	0	0	0	0	0	0	15,710	0	1,833	60	0	277,143	0	0
	CA	182,056	0	0	0	0	0	0	0	0	0	15,710	0	0	60	0	166,286	0	0
Braeburn	Total	23,926	0	0	0	0	0	0	10,000	0	0	2,310	0	0	60	128	11,429	0	0
	CA	18,385	0	0	0	0	0	0	10,000	0	0	2,310	0	0	0	128	5,948	0	0
Cortland	Total	105,855	0	0	0	0	3,720	0	0	0	0	97,098	0	0	75	4,962	0	0	0
	CA	47,843	0	0	0	0	3,720	0	0	0	0	39,160	0	0	0	4,962	0	0	0
Cosmic Crisp	Total	862,857	0	0	0	0	0	0	0	0	0	0	0	0	0	0	862,857	0	0
	CA	664,499	0	0	0	0	0	0	0	0	0	0	0	0	0	0	664,499	0	0
Empire	Total	106,604	3,284	0	0	0	0	0	31,000	1,045	0	69,400	0	0	1,370	505	0	0	0
	CA	52,880	3,284	0	0	0	0	0	31,000	1,045	0	16,826	0	0	220	505	0	0	0
Fuji	Total	1,252,418	2,090	0	0	0	786	0	3,000	448	0	35,301	0	48,907	56,318	1,759	1,103,810	0	0
	CA	937,264	2,090	0	0	0	786	0	3,000	448	0	20,405	0	28,545	1,700	1,455	878,836	0	0
Gala	Total	1,978,922	0	0	0	5,970	0	0	15,000	597	0	21,888	0	18,948	12,842	1,844	1,900,340	1,493	0
	CA	1,718,332	0	0	0	5,075	0	0	15,000	597	0	7,193	0	6,825	2,269	1,822	1,678,059	1,493	0
Golden Delicious	Total	1,629,385	11,642	0	0	0	81,218	0	242,000	299	0	248,250	0	0	356,166	208,858	480,952	0	0
	CA	1,304,828	11,642	0	0	0	81,218	0	242,000	299	0	184,912	0	0	227,304	173,331	384,122	0	0
Granny Smith	Total	1,161,493	0	0	0	0	0	0	0	0	0	32,064	0	30,553	32,918	1,196	1,064,762	0	0
	CA	875,431	0	0	0	0	0	0	0	0	0	24,654	0	22,635	499	848	826,795	0	0
Honeycrisp	Total	2,450,353	0	0	0	0	0	0	3,000	0	0	30,815	0	14,545	88	0	2,401,905	0	0
	CA	2,036,420	0	0	0	0	0	0	3,000	0	0	10,463	0	0	0	0	2,022,957	0	0
Idared	Total	642,501	0	2,979	0	0	30,720	0	138,000	0	0	418,458	0	0	7,674	44,671	0	0	0
	CA	547,703	0	2,979	0	0	30,720	0	138,000	0	0	345,129	0	0	0	30,875	0	0	0
Jonathan	Total	80,900	0	0	0	0	0	0	78,000	0	0	2,250	0	0	650	0	0	0	0
	CA	80,250	0	0	0	0	0	0	78,000	0	0	2,250	0	0	0	0	0	0	0
McIntosh	Total	419,741	0	0	0	0	0	0	179,000	149	0	239,581	0	0	92	918	0	0	0
	CA	314,317	0	0	0	0	0	0	179,000	149	0	134,249	0	0	0	918	0	0	0
Mutsu/ Crispin	Total	131,397	0	0	0	0	0	0	0	0	0	124,717	0	0	5,372	1,308	0	0	0
	CA	104,893	0	0	0	0	0	0	0	0	0	103,335	0	0	250	1,308	0	0	0
Newtown Pippin	Total	24,812	23,284	0	0	0	0	0	0	1,194	0	0	0	0	0	334	0	0	0
	CA	6,006	4,478	0	0	0	0	0	0	1,194	0	0	0	0	0	334	0	0	0
Pink Lady/ Cripps Pink	Total	879,912	0	0	0	0	0	0	0	2,687	0	1,290	0	20,299	3,171	4,620	831,429	16,418	0
	CA	544,108	0	0	0	0	0	0	0	2,687	0	1,290	0	11,122	1,650	4,488	506,454	16,418	0
Red Delicious	Total	1,693,913	0	0	0	0	22,880	0	123,000	597	0	94,793	721	56,197	71,094	64,055	1,257,143	3,433	0
	CA	1,391,411	0	0	0	0	19,580	0	123,000	597	0	53,560	721	52,762	6,423	41,165	1,090,171	3,433	0
Rome	Total	671,244	0	0	0	0	5,914	0	165,000	0	0	282,294	0	0	101,606	116,430	0	0	0
	CA	458,798	0	0	0	0	5,914	0	165,000	0	0	185,112	0	0	0	102,772	0	0	0
Rome Sport	Total	254,030	0	0	0	0	0	0	16,000	0	0	0	0	0	238,030	0	0	0	0
	CA	16,000	0	0	0	0	0	0	16,000	0	0	0	0	0	0	0	0	0	0
Spartan	Total	1,693	0	0	0	0	0	0	0	1,493	0	0	0	0	0	200	0	0	0
	CA	1,693	0	0	0	0	0	0	0	1,493	0	0	0	0	0	200	0	0	0
Stayman	Total	31,447	0	0	0	0	0	0	0	0	0	1,767	0	0	21,689	7,991	0	0	0
	CA	8,947	0	0	0	0	0	0	0	0	0	1,767	0	0	0	7,181	0	0	0
York	Total	705,733	0	0	0	0	1,350	0	0	0	0	10,563	0	0	473,800	157,303	0	62,717	0
	CA	555,726	0	0	0	0	1,350	0	0	0	0	10,563	0	0	371,775	109,321	0	62,717	0
Others	Total	1,430,457	0	71	0	0	1,142	0	328,000	0	340	229,592	0	0	112,211	191,129	557,143	10,829	0
	CA	987,894	0	71	0	0	1,142	0	328,000	0	0	74,653	0	0	9,689	97,552	465,957	10,829	0
Total Varieties	Total	16,834,338	40,299	3,050	0	5,970	147,730	0	1,331,000	8,508	340	1,958,140	721	191,282	1,495,286	808,210	10,748,912	94,890	0
	CA	12,855,680	21,493	3,050	0	5,075	144,430	0	1,331,000	8,508	0	1,233,540	721	121,889	621,839	579,164	8,690,082	94,890	0

Table 9: U.S. Apple Movement: State Summary (42-lb Bushels)

APRIL 2023	TOTAL		FRESH		PROCESSING	
	REGULAR	CONTROLLED ATMOSPHERE	REGULAR	CONTROLLED ATMOSPHERE	REGULAR	CONTROLLED ATMOSPHERE
United States	(2,550,696)	(11,694,123)	(1,920,479)	(8,074,331)	(630,217)	(3,619,791)
California	(4,774)	(13,896)	0	(8,441)	(4,774)	(5,455)
Connecticut	(2,278)	(2,535)	(2,278)	(2,468)	0	(67)
Idaho	0	0	0	0	0	0
Indiana	(2,425)	(1,288)	(2,197)	0	(227)	(1,288)
Maryland	(25,355)	(29,645)	(28,655)	(23,832)	3,300	(5,813)
Massachusetts	(4,766)	(838)	(4,166)	(838)	(600)	0
Michigan	0	(1,258,000)	0	(664,000)	0	(594,000)
North Carolina	(90,098)	(10,532)	(4,013)	(8,373)	(86,085)	(2,159)
New Hampshire	(237)	0	(337)	0	100	0
New York	(266,733)	(863,886)	(69,003)	(470,384)	(197,731)	(393,501)
Ohio	(1,221)	(1,531)	(1,221)	(1,349)	0	(183)
Oregon	43,358	(27,703)	16,375	3,331	26,984	(31,035)
Pennsylvania	(160,473)	(575,150)	(38,722)	(135,473)	(121,751)	(439,678)
Virginia	138,014	(142,716)	(17,305)	(33,421)	155,320	(109,296)
Washington	(2,172,496)	(8,727,401)	(1,767,743)	(6,715,519)	(404,753)	(2,011,882)
West Virginia	(1,212)	(31,587)	(1,212)	(7,501)	(0)	(24,086)
Other States	0	(7,414)	0	(6,066)	0	(1,348)

Other States include Delaware, Maine, Utah, Wisconsin and any other suppressed (S) state data.

Table 10: U.S. Apple Movement: Variety Summary (42-lb Bushels)

APRIL 2023	TOTAL		FRESH		PROCESSING	
	REGULAR	CONTROLLED ATMOSPHERE	REGULAR	CONTROLLED ATMOSPHERE	REGULAR	CONTROLLED ATMOSPHERE
Total Varieties	(2,550,696)	(11,694,123)	(1,920,479)	(8,074,331)	(630,217)	(3,619,791)
Ambrosia	1,819	(7,192)	(47,320)	(76,348)	49,138	69,155
Braeburn	(14,718)	(18,010)	(8,654)	(9,948)	(6,064)	(8,062)
Cortland	(22,186)	(20,833)	(5,676)	(9,953)	(16,510)	(10,880)
Cosmic Crisp	(296,142)	(541,464)	(261,987)	(427,047)	(34,154)	(114,417)
Empire	(23,497)	(112,972)	(9,953)	(106,936)	(13,544)	(6,036)
Fuji	(314,601)	(1,080,846)	(248,647)	(889,722)	(65,954)	(191,124)
Gala	(249,273)	(2,501,669)	(187,370)	(2,073,418)	(61,904)	(428,251)
Golden Delicious	(210,574)	(738,571)	(97,260)	(317,577)	(113,314)	(420,995)
Granny Smith	(254,250)	(1,128,225)	(186,345)	(894,116)	(67,905)	(234,109)
Honeycrisp	(363,520)	(1,516,769)	(222,716)	(807,901)	(140,804)	(708,867)
Idared	(30,693)	(157,395)	(1,054)	5,984	(29,639)	(163,378)
Jonathan	(1,727)	(7,670)	(32)	(5,099)	(1,695)	(2,571)
McIntosh	(38,373)	(171,211)	(11,287)	(114,258)	(27,086)	(56,953)
Mutsu/Crispin	(17,751)	(23,887)	(1,021)	(6,158)	(16,730)	(17,729)
Newtown Pippin	(6,193)	(4,781)	(1,419)	(3,257)	(4,774)	(1,524)
Pink Lady/Cripps Pink	(335,192)	(371,626)	(291,319)	(297,087)	(43,873)	(74,539)
Red Delicious	(221,061)	(1,532,025)	(148,808)	(1,291,080)	(72,253)	(240,945)
Rome	(147,598)	(364,719)	(4,805)	31,944	(142,793)	(396,663)
Rome Sport	232,509	(10,207)	(1,423)	(6,807)	233,932	(3,400)
Spartan	(68)	(25,167)	(68)	(24,738)	0	(430)
Stayman	(9,521)	(3,708)	(1,105)	(1,437)	(8,417)	(2,271)
York	(4,671)	(140,933)	(87)	(4,559)	(4,583)	(136,374)
Other Varieties	(223,416)	(1,214,244)	(182,124)	(744,815)	(41,292)	(469,430)

Table 11:
U.S. Apple Movement:
State History
(42-lb Bushels)

APRIL 2023	TOTAL			FRESH			PROCESSING		
	2022/23	2021/22	5-YR AVERAGE	2022/23	2021/22	5-YR AVERAGE	2022/23	2021/22	5-YR AVERAGE
United States	(14,244,818)	(17,281,471)	(17,993,248)	(9,994,810)	(12,046,773)	(12,666,047)	(4,250,008)	(5,234,698)	(5,327,201)
California	(18,670)	(32,280)	(47,650)	(8,441)	(16,679)	(26,223)	(10,229)	(15,601)	(21,427)
Connecticut	(4,813)	(9,018)	(6,734)	(4,746)	(8,968)	(6,715)	(67)	(50)	(19)
Idaho	0	(77,832)	(53,626)	0	(77,832)	(39,466)	0	0	(14,160)
Indiana	(3,713)	(4,905)	(4,129)	(2,197)	(2,903)	(2,770)	(1,515)	(2,002)	(1,358)
Maryland	(55,000)	(38,941)	(49,674)	(52,487)	(38,655)	(44,088)	(2,513)	(286)	(5,586)
Massachusetts	(5,604)	(4,206)	(11,466)	(5,004)	(4,206)	(11,466)	(600)	0	0
Michigan	(1,258,000)	(717,000)	(876,802)	(664,000)	(411,000)	(502,602)	(594,000)	(306,000)	(374,200)
North Carolina	(100,630)	(37,226)	(71,008)	(12,386)	(11,358)	(10,443)	(88,244)	(25,868)	(60,565)
New Hampshire	(237)	(1,560)	(532)	(337)	(1,560)	(700)	100	0	168
New York	(1,130,619)	(1,380,352)	(1,363,843)	(539,387)	(738,962)	(832,542)	(591,232)	(641,390)	(531,301)
Ohio	(2,753)	(17,582)	(6,957)	(2,570)	(16,016)	(6,211)	(183)	(1,566)	(745)
Oregon	15,655	(168,392)	(150,186)	19,706	(148,632)	(125,095)	(4,051)	(19,760)	(25,091)
Pennsylvania	(735,623)	(972,663)	(807,504)	(174,194)	(175,927)	(173,138)	(561,429)	(796,736)	(634,366)
Virginia	(4,702)	(265,553)	(311,844)	(50,726)	(50,126)	(43,016)	46,024	(215,427)	(268,829)
Washington	(10,899,897)	(13,535,299)	(14,192,403)	(8,483,262)	(10,332,442)	(10,825,878)	(2,416,635)	(3,202,857)	(3,366,525)
West Virginia	(32,799)	(18,662)	(34,127)	(8,714)	(11,507)	(11,951)	(24,086)	(7,155)	(22,176)
Other States	(7,414)	0	(4,763)	(6,066)	0	(3,742)	(1,348)	0	(1,021)

Other States include Delaware, Maine, Utah, Wisconsin and any other suppressed (S) state data.

Table 12:
U.S. Apple Movement:
Variety History
(42-lb Bushels)

APRIL 2023	TOTAL			FRESH			PROCESSING		
	2022/23	2021/22	5-YR AVERAGE	2022/23	2021/22	5-YR AVERAGE	2022/23	2021/22	5-YR AVERAGE
Total Varieties	(14,244,818)	(17,281,471)	(17,993,248)	(9,994,810)	(12,046,773)	(12,666,047)	(4,250,008)	(5,234,698)	(5,327,201)
Ambrosia	(5,374)	(199,743)	(111,517)	(123,667)	(162,096)	(90,890)	118,293	(37,647)	(20,627)
Braeburn	(32,728)	(86,078)	(88,351)	(18,603)	(25,362)	(68,821)	(14,126)	(10,716)	(19,530)
Cortland	(43,019)	(44,552)	(89,784)	(15,629)	(10,698)	(28,429)	(27,390)	(33,854)	(61,355)
Cosmic Crisp	(837,605)	(555,857)	(172,505)	(689,034)	(440,619)	(140,695)	(148,571)	(115,238)	(31,810)
Empire	(136,469)	(179,071)	(249,816)	(116,890)	(135,093)	(204,303)	(19,579)	(43,978)	(45,513)
Fuji	(1,395,447)	(2,012,867)	(2,016,397)	(1,138,369)	(1,582,405)	(1,605,128)	(257,077)	(430,462)	(411,269)
Gala	(2,750,942)	(2,998,530)	(3,255,977)	(2,260,788)	(2,485,042)	(2,643,885)	(490,154)	(513,488)	(612,091)
Golden Delicious	(949,146)	(1,430,106)	(1,363,740)	(414,837)	(617,914)	(662,162)	(534,309)	(812,192)	(701,578)
Granny Smith	(1,382,475)	(2,046,915)	(1,941,477)	(1,080,460)	(1,614,063)	(1,450,395)	(302,014)	(432,852)	(491,082)
Honeycrisp	(1,880,289)	(1,911,948)	(2,015,511)	(1,030,617)	(1,053,323)	(1,189,681)	(849,671)	(858,625)	(825,830)
Idared	(188,088)	(228,471)	(211,227)	4,930	(11,643)	(20,749)	(193,017)	(216,828)	(190,478)
Jonathan	(9,397)	(20,899)	(26,436)	(5,131)	(11,571)	(26,371)	(4,266)	(9,328)	(65)
McIntosh	(209,583)	(108,054)	(258,664)	(125,545)	(23,676)	(188,017)	(84,039)	(84,378)	(70,647)
Mutsu/Crispin	(41,638)	(36,653)	(63,695)	(7,179)	1,529	(7,587)	(34,459)	(38,182)	(56,108)
Newtown Pippin	(10,974)	(22,717)	(12,894)	(4,676)	(14,000)	(5,441)	(6,298)	(8,717)	(7,453)
Pink Lady/Cripps Pink	(706,818)	(1,167,101)	(910,500)	(588,406)	(990,776)	(744,939)	(118,412)	(176,325)	(165,561)
Red Delicious	(1,753,086)	(2,386,246)	(3,271,641)	(1,439,888)	(1,895,558)	(2,698,861)	(313,198)	(490,688)	(572,780)
Rome	(512,316)	(330,998)	(485,306)	27,140	(5,342)	(24,881)	(539,456)	(325,656)	(460,425)
Rome Sport	222,302	(10,964)	1,623	(8,230)	(3,610)	(4,022)	230,532	(7,354)	5,646
Spartan	(25,236)	(13,650)	(11,785)	(24,806)	(6,502)	(9,940)	(430)	(7,148)	(1,845)
Stayman	(13,229)	(5,048)	(14,980)	(2,541)	(666)	(1,630)	(10,688)	(4,382)	(13,350)
York	(145,604)	(221,787)	(232,916)	(4,646)	(5,854)	(3,766)	(140,957)	(215,933)	(229,150)
Other Varieties	(1,437,661)	(1,313,216)	(1,189,753)	(926,938)	(952,489)	(845,455)	(510,722)	(360,727)	(344,298)

Table 13: U.S. Apple Performance: Variety Detail

MAY 2023/ APRIL 2023	FRESH						PROCESSING					
	REMAINING HOLDINGS			MOVEMENT RATE			REMAINING HOLDINGS			MOVEMENT RATE		
	2022/23	2021/22	5-YR AVERAGE	2022/23	2021/22	5-YR AVERAGE	2022/23	2021/22	5-YR AVERAGE	2022/23	2021/22	5-YR AVERAGE
Total Varieties	39%	38%	34%	20%	23%	23%	41%	37%	39%	20%	24%	24%
Ambrosia	45%	41%	40%	14%	19%	17%	81%	41%	37%	-67%	22%	17%
Braeburn	36%	12%	14%	20%	49%	46%	43%	28%	21%	37%	31%	42%
Cortland	18%	17%	15%	25%	24%	38%	39%	30%	20%	21%	25%	45%
Cosmic Crisp	55%	53%	40%	19%	19%	25%	59%	39%	31%	15%	24%	26%
Empire	19%	20%	17%	33%	43%	47%	16%	28%	14%	16%	30%	40%
Fuji	37%	30%	34%	20%	28%	24%	43%	35%	40%	17%	26%	21%
Gala	37%	28%	30%	22%	30%	26%	45%	29%	32%	20%	27%	26%
Golden Delicious	35%	36%	36%	21%	25%	22%	37%	36%	38%	25%	31%	26%
Granny Smith	38%	44%	42%	20%	19%	19%	39%	50%	49%	21%	17%	21%
Honeycrisp	32%	42%	27%	23%	18%	26%	32%	27%	30%	26%	25%	29%
Idared	38%	59%	30%	-6%	24%	33%	42%	53%	55%	23%	20%	16%
Jonathan	35%	25%	16%	12%	42%	53%	36%	49%	38%	5%	9%	0%
McIntosh	27%	38%	21%	29%	6%	33%	45%	42%	39%	17%	22%	21%
Mutsu/Crispin	27%	64%	44%	30%	-7%	18%	45%	49%	55%	21%	18%	22%
Newtown Pippin	43%	37%	26%	20%	43%	30%	37%	33%	29%	20%	23%	23%
Pink Lady/Cripps Pink	61%	47%	43%	15%	22%	22%	60%	55%	49%	12%	20%	23%
Red Delicious	48%	46%	41%	16%	18%	20%	57%	55%	50%	16%	19%	19%
Rome	81%	62%	33%	-20%	5%	18%	32%	48%	55%	45%	20%	23%
Rome Sport	27%	11%	16%	47%	57%	30%	885%	16%	31%	-981%	54%	-28%
Spartan	46%	92%	60%	26%	6%	12%	39%	37%	39%	20%	79%	46%
Stayman	19%	23%	19%	42%	11%	21%	38%	19%	21%	25%	21%	34%
York	39%	37%	28%	20%	23%	23%	54%	47%	42%	17%	24%	24%
Other Varieties	26%	27%	23%	25%	29%	31%	30%	20%	21%	26%	30%	34%

Note: Remaining Holdings is a cumulative metric for the current month while Movement Rate is a monthly snapshot for the previous month. The first will tell users if they are ahead or behind total disposition compared to the same time last year/five-year average. The second will tell users if last month's disposition was faster or slower than the disposition in the same month the previous year/five-year average.

Figure 1: U.S. Fresh Apple Exports

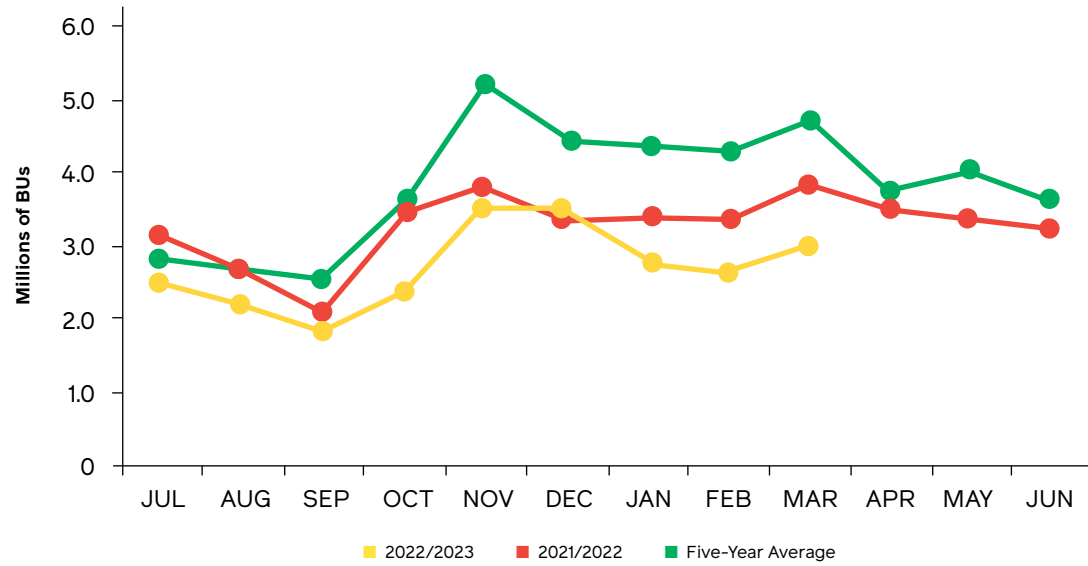


Figure 2: U.S. Fresh Apple Imports

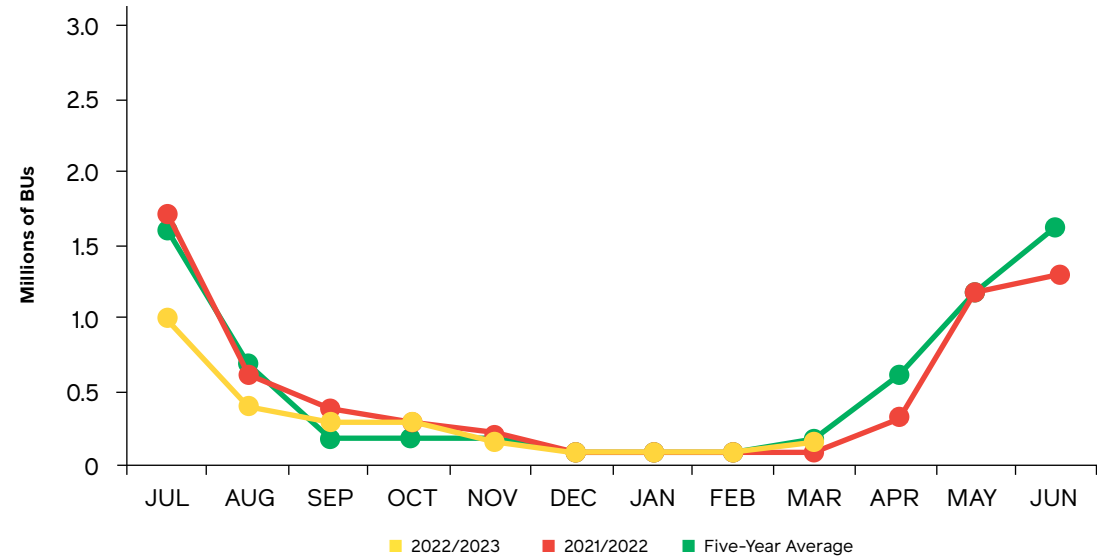


Figure 3: U.S. Fresh Apple Net Trade: Crop YTD

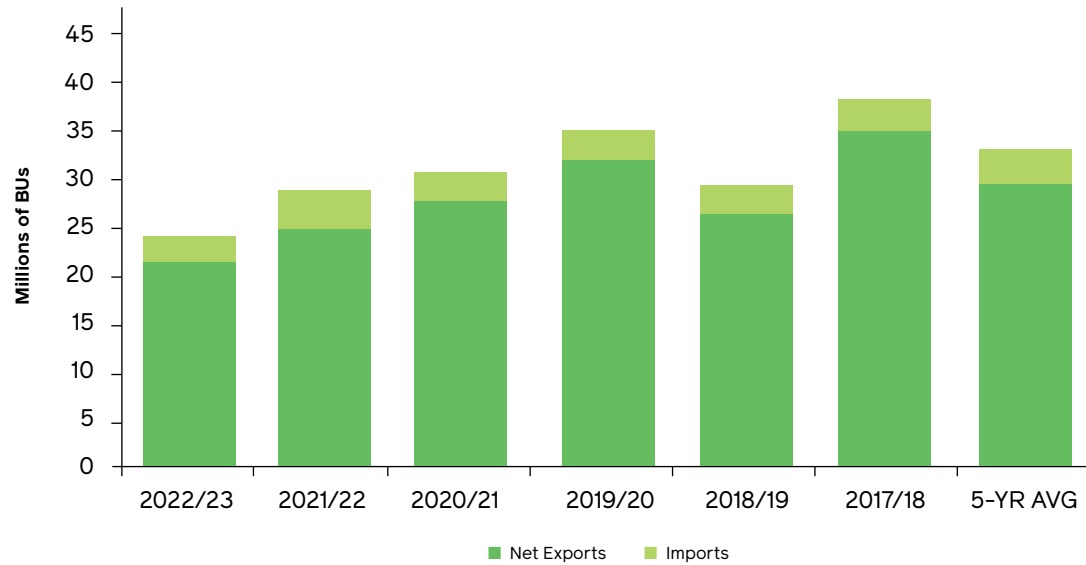
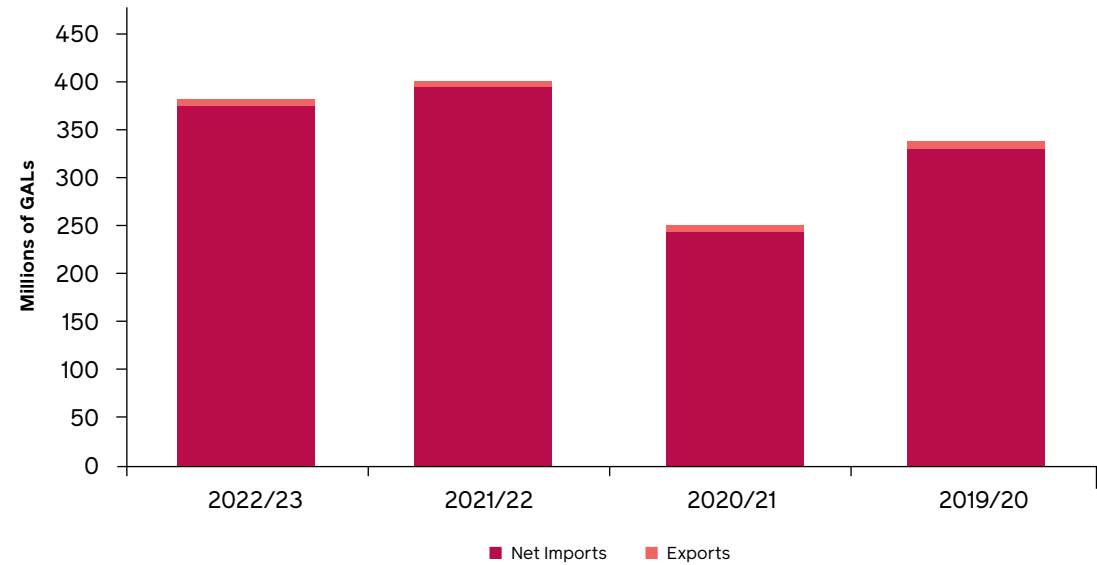


Figure 4: U.S. Apple Juice Concentrate Net Trade: Crop YTD



Sources: USDA, Foreign Agricultural Service, USApple
 Notes: Five-year average does not include current crop year (July-June). Trade data lags by two months.

Table 14: European Apple Holdings: Country Summary

APRIL 2023	2022/23	2021/22	5-YR AVERAGE	MOVEMENT (PRIOR MO.)
Total Europe	99,988,391	114,452,049	98,234,347	37,223,862
Austria	3,607,583	2,927,836	2,697,437	965,912
Belgium	2,246,988	4,476,244	3,089,098	731,821
Czech Republic	1,107,087	1,143,410	969,592	505,383
Denmark	143,563	202,878	124,047	96,426
France	13,405,927	16,038,558	15,123,914	5,303,318
Germany	8,519,229	9,065,555	7,323,748	3,261,525
Italy	28,584,909	32,527,236	29,421,294	11,589,252
Poland	29,552,406	32,386,918	26,129,996	10,603,172
Spain	4,339,894	7,360,345	6,047,411	1,420,673
Switzerland	1,417,518	1,755,560	1,518,511	521,445
The Netherlands	3,641,140	4,393,283	3,851,513	1,137,899
United Kingdom	3,422,148	2,174,228	1,937,787	1,087,035

Source: The World Apple and Pear Association

Note: Data reported in 42-pound bushels. The difference between the 2021/22 country and variety totals are holdings in Slovakia.

DISCLAIMER

While efforts have been made to ensure the accuracy and reliability of the information contained in this report, all information in this report is provided by the U.S. Apple Association (USApple) "as-is" with no guarantee of completeness, accuracy or timeliness and without warranty of any kind expressed or implied by USApple. Use of such information is voluntary, and reliance on it should only be undertaken after an independent review of its accuracy, completeness and applicability.

© 2023 U.S. Apple Association. Reproduction in whole or in part of the material contained herein is prohibited without prior permission from USApple.

For more information, contact the author of this report, Christopher Gerlach, Director, Industry Analytics at USApple: 7600 Leesburg Pike, Suite 400 East | Falls Church, VA 22043 | 703.442.8850 | usapple.org

Table 15: European Apple Holdings: Variety Summary

APRIL 2023	2022/23	2021/22	5-YR AVERAGE	MOVEMENT (PRIOR MO.)
Total Varieties	99,988,391	114,452,049	98,234,347	37,223,862
Annurca	-	-	-	0
Boskoop	229,655	421,730	184,667	219,143
Braeburn	2,768,356	3,593,153	3,136,843	1,503,761
Bramley	1,039,426	523,230	772,992	160,517
Cameo	148,392	56,165	56,648	25,721
Cortland	-	-	-	0
Cox Orange	22,729	5,826	7,496	41,048
Cripps Pink	4,900,718	3,261,819	3,225,467	2,062,574
Elstar	3,370,179	2,915,843	2,132,689	1,432,050
Fuji	2,513,877	3,964,268	3,732,563	1,840,101
Gala	6,478,725	8,483,714	5,704,967	3,838,521
Gloster	529,161	1,054,753	1,959,256	265,972
Golden Delicious	25,352,182	34,005,517	30,684,191	7,101,402
Granny Smith	4,062,675	3,978,349	4,275,462	1,890,152
Holsteiner Cox	-	1,050	577	3,307
Idared	6,529,461	8,035,219	7,263,217	1,687,818
Jonagold	5,117,605	8,082,489	5,913,043	1,448,574
Jonagored	1,070,787	2,052,167	1,983,965	251,251
Jonathan	-	-	-	0
Lobo	-	-	-	0
Morgendurf/imperat	274,892	378,255	321,898	125,089
Pinova	2,835,232	2,468,758	1,595,432	827,053
Red Delicious	4,351,481	3,970,623	3,893,430	2,546,880
Red Jonaprince	9,485,448	7,821,696	4,479,502	2,227,016
Reinette	776,289	661,753	602,483	478,927
Shampion	2,105,360	3,449,968	3,333,448	1,062,679
Stayman	-	-	11,317	0
Spartan	-	-	1,081	0
Other Varieties	16,025,763	15,265,704	12,961,713	6,184,306

Source: The World Apple and Pear Association

Note: Data reported in 42-pound bushels.