

April 1 U.S. Holdings

Sponsored by



50.2 Million Fresh-Market Holdings

DOWN
5.7% YOY

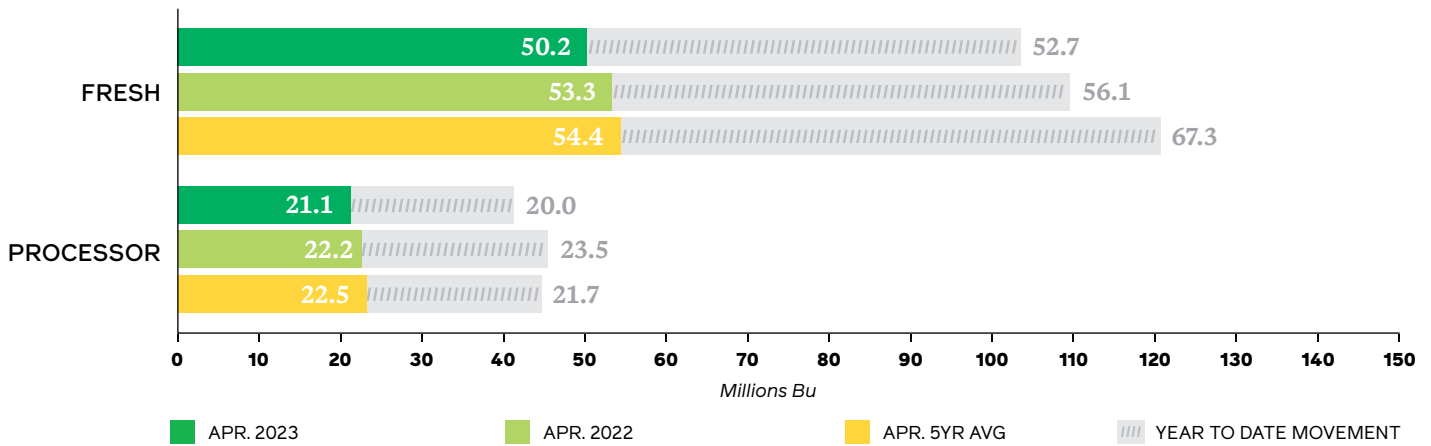
U.S. fresh apple holdings on April 1, 2023 totaled 50.2 million bushels, 5.7 percent less than the inventories reported last April and 7.6 percent less than the April five-year average.

21.1 Million Processing Apple Holdings

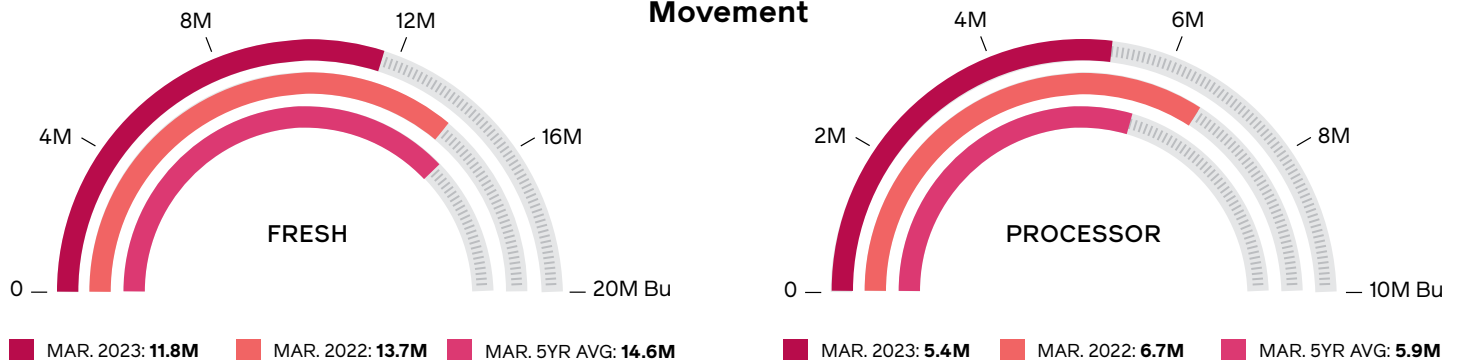
DOWN
5.1% YOY

U.S. processing apple holdings on April 1, 2023 totaled 21.1 million bushels, 5.1 percent less than the inventories reported last April and 6.3 percent less than the April five-year average.

Holdings



Movement



Tables & Figures

TABLES

Table 1:	USAppleTracker Summary.....	2
Table 2:	U.S. Apple Holdings: State Summary.....	3
Table 3:	U.S. Apple Holdings: Variety Summary.....	3
Table 4:	U.S. Apple Holdings: State History.....	4
Table 5:	U.S. Apple Holdings: Variety History.....	4
Table 6:	U.S. Apple Holdings: Total Detail.....	5
Table 7:	U.S. Apple Holdings: Fresh Detail.....	6
Table 8:	U.S. Apple Holdings: Processing Detail.....	7
Table 9:	U.S. Apple Movement: State Summary.....	8
Table 10:	U.S. Apple Movement: Variety Summary.....	8
Table 11:	U.S. Apple Movement: State History.....	9
Table 12:	U.S. Apple Movement: Variety History.....	9
Table 13:	U.S. Apple Performance: Variety Detail.....	10
Table 14:	European Apple Holdings: Country Summary.....	12
Table 15:	European Apple Holdings: Variety Summary.....	12

FIGURES

Figure 1:	U.S. Fresh Apple Exports.....	11
Figure 2:	U.S. Fresh Apple Imports.....	11
Figure 3:	U.S. Fresh Apple Net Trade: Crop YTD.....	11
Figure 4:	U.S. Apple Juice Concentrate Net Trade: Crop YTD.....	11

Table 1:
USAppleTracker
Summary
 (Millions of 42-lb Bushels)

APRIL 2023		2022/23	2021/22	5-YR AVERAGE
Total Holdings		71.3	75.5	76.9
By Use	Fresh	50.2	53.3	54.4
	Processing	21.1	22.2	22.5
By Storage Type	Regular	14.6	16.5	14.1
	CA	56.8	58.9	62.7
Total Movement (prior month)		(17.1)	(20.3)	(20.5)
By Use	Fresh	(11.8)	(13.7)	(14.6)
	Processing	(5.4)	(6.7)	(5.9)
By Storage Type	Regular	(4.2)	(4.5)	(4.5)
	CA	(12.9)	(15.8)	(16.1)

Table 2: U.S. Apple Holdings: State Summary (42-lb Bushels)

APRIL 2023	TOTAL		FRESH		PROCESSING	
	REGULAR	CONTROLLED ATMOSPHERE	REGULAR	CONTROLLED ATMOSPHERE	REGULAR	CONTROLLED ATMOSPHERE
United States	14,554,926	56,768,435	9,946,052	40,292,963	4,608,874	16,475,471
California	23,580	68,643	0	41,695	23,580	26,948
Connecticut	8,742	8,753	8,742	5,636	0	3,117
Idaho	0	0	0	0	0	0
Indiana	11,977	6,363	10,854	0	1,123	6,363
Maryland	42,260	174,075	42,260	23,832	0	150,243
Massachusetts	19,210	4,138	18,610	4,138	600	0
Michigan	0	4,911,000	0	2,986,000	0	1,925,000
North Carolina	105,909	52,025	19,825	41,358	86,085	10,667
New Hampshire	1,360	0	1,120	0	240	0
New York	1,297,011	3,665,263	374,680	2,038,222	922,331	1,627,042
Ohio	6,033	7,565	6,033	6,661	0	903
Oregon	98,259	385,247	55,850	232,324	42,409	152,924
Pennsylvania	1,077,668	1,643,627	82,470	582,110	995,198	1,061,517
Virginia	148,738	778,491	75,011	90,031	73,727	688,460
Washington	11,708,191	44,899,801	9,244,608	34,197,836	2,463,582	10,701,964
West Virginia	5,988	156,029	5,988	37,054	0	118,975
Other States	(0)	7,414	0	6,066	(0)	1,348

Other States include Delaware, Maine, Utah, Wisconsin and any other suppressed (S) state data.

Table 3: U.S. Apple Holdings: Variety Summary (42-lb Bushels)

APRIL 2023	TOTAL		FRESH		PROCESSING	
	REGULAR	CONTROLLED ATMOSPHERE	REGULAR	CONTROLLED ATMOSPHERE	REGULAR	CONTROLLED ATMOSPHERE
Total Varieties	14,554,926	56,768,435	9,946,052	40,292,963	4,608,874	16,475,471
Ambrosia	408,058	652,398	344,506	539,497	63,552	112,901
Braeburn	56,554	75,400	44,949	48,953	11,605	26,446
Cortland	98,621	96,035	24,099	37,312	74,522	58,723
Cosmic Crisp	1,601,277	3,008,282	1,368,765	2,229,366	232,512	778,916
Empire	116,845	363,342	49,577	304,427	67,268	58,915
Fuji	1,621,939	5,665,337	1,240,831	4,536,949	381,108	1,128,388
Gala	1,200,318	11,627,734	877,825	9,481,152	322,494	2,146,582
Golden Delicious	868,116	3,248,699	430,244	1,522,876	437,872	1,725,822
Granny Smith	1,277,396	5,465,550	923,429	4,356,010	353,967	1,109,540
Honeycrisp	1,485,595	6,366,101	930,859	3,620,814	554,737	2,745,287
Idared	126,520	789,638	2,082	78,557	124,438	711,081
Jonathan	2,501	125,129	156	42,308	2,345	82,821
McIntosh	276,591	654,805	144,080	283,536	132,510	371,269
Mutsu/Crispin	45,843	143,754	2,609	21,132	43,234	122,621
Newtown Pippin	30,589	23,617	7,010	16,087	23,580	7,531
Pink Lady/Cripps Pink	2,238,927	2,611,817	1,859,249	1,993,171	379,678	618,647
Red Delicious	1,311,975	9,551,112	937,221	7,918,756	374,755	1,632,356
Rome	379,392	963,935	24,152	108,474	355,240	855,460
Rome Sport	11,126	29,968	7,028	10,568	4,098	19,400
Spartan	337	95,787	337	93,665	0	2,122
Stayman	35,115	13,122	4,199	1,903	30,916	11,218
York	155,022	714,619	431	22,520	154,591	692,100
Other Varieties	1,206,269	4,482,254	722,413	3,024,931	483,856	1,457,323

Table 4:
U.S. Apple Holdings:
State History
 (42-lb Bushels)

APRIL 2023	TOTAL			FRESH			PROCESSING		
	2022/23	2021/22	5-YR AVERAGE	2022/23	2021/22	5-YR AVERAGE	2022/23	2021/22	5-YR AVERAGE
United States	71,323,361	75,471,832	76,877,791	50,239,015	53,254,202	54,371,960	21,084,346	22,217,630	22,505,831
California	92,223	140,082	142,206	41,695	72,383	73,835	50,528	67,699	68,371
Connecticut	17,495	28,048	14,270	14,378	20,278	12,538	3,117	7,770	1,732
Idaho	0	77,832	55,006	0	77,832	40,846	0	0	14,160
Indiana	18,340	21,280	16,281	10,854	12,594	9,962	7,486	8,686	6,318
Maryland	216,335	229,118	140,946	66,092	82,767	92,349	150,243	146,351	48,597
Massachusetts	23,348	18,241	34,344	22,748	18,241	34,344	600	0	0
Michigan	4,911,000	2,229,000	2,383,202	2,986,000	554,000	889,202	1,925,000	1,675,000	1,494,000
North Carolina	157,934	161,548	181,700	61,183	49,289	44,973	96,752	112,259	136,727
New Hampshire	1,360	3,880	1,180	1,120	3,780	1,144	240	100	36
New York	4,962,275	5,371,770	5,400,728	2,412,902	2,380,601	2,347,882	2,549,373	2,991,169	3,052,846
Ohio	13,598	76,287	20,290	12,695	69,495	18,500	903	6,792	1,790
Oregon	483,507	497,474	549,917	288,174	376,550	445,912	195,333	120,924	104,005
Pennsylvania	2,721,295	3,189,849	2,664,165	664,580	627,478	532,352	2,056,715	2,562,371	2,131,813
Virginia	927,229	1,018,561	1,131,329	165,043	169,197	159,999	762,186	849,364	971,330
Washington	56,607,991	62,327,872	63,991,061	43,442,444	48,689,777	49,614,251	13,165,547	13,638,095	14,376,811
West Virginia	162,018	80,990	146,403	43,042	49,940	50,130	118,975	31,050	96,273
Other States	7,414	0	4,763	6,066	0	3,742	1,348	0	1,021

Other States include Delaware, Maine, Utah, Wisconsin and any other suppressed (S) state data.

Table 5:
U.S. Apple Holdings:
Variety History
 (42-lb Bushels)

APRIL 2023	TOTAL			FRESH			PROCESSING		
	2022/23	2021/22	5-YR AVERAGE	2022/23	2021/22	5-YR AVERAGE	2022/23	2021/22	5-YR AVERAGE
Total Varieties	71,323,361	75,471,832	76,877,791	50,239,015	53,254,202	54,371,960	21,084,346	22,217,630	22,505,831
Ambrosia	1,060,455	1,028,971	667,870	884,003	855,570	548,632	176,453	173,401	119,238
Braeburn	131,954	85,918	197,713	93,902	51,495	150,854	38,051	34,423	46,859
Cortland	194,656	180,021	211,029	61,411	44,080	74,326	133,245	135,941	136,703
Cosmic Crisp	4,609,559	2,750,627	691,078	3,598,131	2,265,865	569,363	1,011,429	484,762	121,714
Empire	480,187	466,022	551,869	354,004	317,664	437,682	126,183	148,358	114,187
Fuji	7,287,276	7,275,328	8,731,750	5,777,780	5,618,640	6,815,557	1,509,496	1,656,688	1,916,193
Gala	12,828,052	10,344,470	12,530,487	10,358,976	8,419,420	10,192,772	2,469,076	1,925,050	2,337,715
Golden Delicious	4,116,814	5,057,654	5,741,671	1,953,120	2,441,359	3,037,818	2,163,694	2,616,295	2,703,853
Granny Smith	6,742,946	11,026,215	10,044,905	5,279,439	8,451,544	7,652,008	1,463,507	2,574,671	2,392,897
Honeycrisp	7,851,696	9,290,177	7,481,750	4,551,672	5,855,134	4,626,706	3,300,024	3,435,043	2,855,043
Idared	916,158	1,119,658	1,259,224	80,639	48,017	63,492	835,519	1,071,641	1,195,732
Jonathan	127,630	134,541	123,386	42,464	27,694	50,015	85,166	106,847	73,371
McIntosh	931,396	791,391	908,148	427,616	408,046	565,790	503,779	383,345	342,358
Mutsu/Crispin	189,597	232,305	297,260	23,741	21,002	42,854	165,855	211,303	254,407
Newtown Pippin	54,207	70,608	50,808	23,096	32,775	18,445	31,110	37,833	32,363
Pink Lady/Cripps Pink	4,850,744	5,386,589	4,054,866	3,852,420	4,516,699	3,328,720	998,324	869,890	726,146
Red Delicious	10,863,087	12,916,440	16,331,810	8,855,977	10,301,703	13,250,835	2,007,111	2,614,737	3,080,975
Rome	1,343,327	1,723,503	2,157,448	132,627	107,906	139,889	1,210,700	1,615,597	2,017,559
Rome Sport	41,094	19,892	33,305	17,596	6,302	13,333	23,498	13,590	19,971
Spartan	96,124	117,487	87,463	94,002	108,444	83,470	2,122	9,043	3,993
Stayman	48,237	26,842	46,688	6,102	5,954	7,639	42,134	20,888	39,049
York	869,642	910,451	964,758	22,951	25,344	16,109	846,690	885,107	948,649
Other Varieties	5,688,523	4,516,722	3,712,506	3,747,344	3,323,545	2,685,651	1,941,179	1,193,177	1,026,855

Table 6: U.S. Apple Holdings: Total Detail (42-lb Bushels)

Other States include Delaware, Maine, Utah, Wisconsin and any other suppressed (S) state data.

APRIL 2023	STORAGE TYPE	US	CA	CT	ID	IN	MD	MA	MI	NC	NH	NY	OH	OR	PA	VA	WA	WV	OTHER STATES
Ambrosia	Total	1,060,455	0	0	0	0	0	0	0	0	0	19,824	0	2,109	15,806	0	1,022,716	0	0
	CA	652,398	0	0	0	0	0	0	0	0	0	19,770	0	0	15,626	0	617,002	0	0
Braeburn	Total	131,954	0	0	0	0	0	749	13,000	0	0	7,400	149	0	972	160	109,524	0	0
	CA	75,400	0	0	0	0	0	749	13,000	0	0	7,200	30	0	786	160	53,475	0	0
Cortland	Total	194,656	0	1,172	0	0	3,720	2,102	0	0	0	177,657	119	0	2,166	6,222	0	1,497	0
	CA	96,035	0	49	0	0	3,720	0	0	0	0	84,202	45	0	299	6,222	0	1,497	0
Cosmic Crisp	Total	4,609,559	0	0	0	0	0	0	0	0	0	0	0	0	0	0	4,609,559	0	0
	CA	3,008,282	0	0	0	0	0	0	0	0	0	0	0	0	0	0	3,008,282	0	0
Empire	Total	480,187	4,641	735	0	0	0	216	48,000	5,427	120	407,635	164	0	9,197	1,807	0	2,246	0
	CA	363,342	4,641	206	0	0	0	0	48,000	5,427	0	300,240	134	0	2,887	1,807	0	0	0
Fuji	Total	7,287,276	2,620	145	0	0	17,514	91	451,000	5,189	0	277,173	299	119,445	320,564	11,678	6,078,564	2,994	0
	CA	5,665,337	2,620	85	0	0	786	0	451,000	2,433	0	239,103	149	114,982	215,115	7,446	4,630,121	1,497	0
Gala	Total	12,828,052	0	187	0	7,486	18	564	1,187,000	10,106	0	295,433	1,441	87,335	147,352	11,402	11,074,118	1,871	3,740
	CA	11,627,734	0	0	0	6,363	0	0	1,187,000	10,106	0	241,205	545	59,462	122,879	7,976	9,986,587	1,871	3,740
Golden Delicious	Total	4,116,814	48,282	187	0	0	84,863	0	640,000	29,655	0	308,455	4,435	2,273	499,592	260,769	2,228,571	9,731	0
	CA	3,248,699	48,282	0	0	0	81,218	0	640,000	1,123	0	226,059	3,121	0	287,366	237,530	1,714,269	9,731	0
Granny Smith	Total	6,742,946	0	256	0	749	0	0	0	1,908	0	111,600	1,247	48,090	68,837	6,176	6,504,083	0	0
	CA	5,465,550	0	216	0	0	0	0	0	0	0	95,373	538	47,291	23,865	1,008	5,297,259	0	0
Honeycrisp	Total	7,851,696	0	0	0	0	59	2,325	159,000	0	0	117,278	411	31,473	9,424	649	7,531,078	0	0
	CA	6,366,101	0	0	0	0	0	749	159,000	0	0	79,592	0	5,429	6,442	0	6,114,889	0	0
Idared	Total	916,158	0	3,390	0	0	30,720	0	286,000	0	0	524,387	224	0	26,252	45,185	0	0	0
	CA	789,638	0	3,278	0	0	30,720	0	286,000	0	0	424,306	157	0	23	45,154	0	0	0
Jonathan	Total	127,630	0	0	0	0	0	1,871	107,000	0	0	13,076	0	111	5,526	45	0	0	0
	CA	125,129	0	0	0	0	0	1,871	107,000	0	0	13,076	0	0	3,181	0	0	0	0
McIntosh	Total	931,396	0	6,139	0	0	0	11,227	266,000	749	480	642,222	433	0	2,970	1,176	0	0	0
	CA	654,805	0	3,762	0	0	0	8	266,000	749	0	382,603	119	0	412	1,152	0	0	0
Mutsu/ Crispin	Total	189,597	0	251	0	0	0	0	0	0	80	172,195	119	0	15,119	1,832	0	0	0
	CA	143,754	0	251	0	0	0	0	0	0	0	141,546	67	0	250	1,639	0	0	0
Newtown Pippin	Total	54,207	36,680	0	0	0	0	0	0	7,486	0	0	0	7,010	599	2,433	0	0	0
	CA	23,617	13,100	0	0	0	0	0	0	7,486	0	0	0	0	599	2,433	0	0	0
Pink Lady/ Cripps Pink	Total	4,850,744	0	867	0	0	2,718	749	6,000	15,532	0	36,488	0	14,280	28,675	42,691	4,682,159	20,585	0
	CA	2,611,817	0	520	0	0	308	749	6,000	10,854	0	30,828	0	14,280	16,948	39,931	2,470,814	20,585	0
Red Delicious	Total	10,863,087	0	267	0	5,988	60,344	1,350	850,000	3,743	0	451,527	1,202	160,970	248,929	130,237	8,918,095	26,761	3,674
	CA	9,551,112	0	40	0	0	41,882	12	850,000	3,743	0	360,372	903	143,802	123,281	73,636	7,923,006	26,761	3,674
Rome	Total	1,343,327	0	0	0	3,369	5,914	0	246,000	59,885	0	461,529	0	0	440,909	125,721	0	0	0
	CA	963,935	0	0	0	0	5,914	0	246,000	0	0	318,485	0	0	280,519	113,016	0	0	0
Rome Sport	Total	41,094	0	0	0	0	0	0	19,000	7,028	0	8,697	0	0	4,498	0	0	1,871	0
	CA	29,968	0	0	0	0	0	0	19,000	0	0	8,697	0	0	400	0	0	1,871	0
Spartan	Total	96,124	0	0	0	0	0	0	0	5,614	0	89,064	0	0	524	922	0	0	0
	CA	95,787	0	0	0	0	0	0	0	5,614	0	88,727	0	0	524	922	0	0	0
Stayman	Total	48,237	0	112	0	749	0	0	0	0	0	4,144	0	0	29,911	11,449	0	1,871	0
	CA	13,122	0	0	0	0	0	0	0	0	0	3,395	0	0	437	9,289	0	0	0
York	Total	869,642	0	0	0	0	1,350	0	0	4,491	0	29,713	0	0	656,893	98,185	0	79,010	0
	CA	714,619	0	0	0	0	1,350	0	0	4,491	0	29,713	0	0	512,494	87,936	0	78,636	0
Others	Total	5,688,523	0	3,786	0	0	9,115	2,105	633,000	1,123	680	806,779	3,354	10,411	186,580	168,489	3,849,524	13,578	0
	CA	4,482,254	0	346	0	0	8,177	0	633,000	0	0	570,772	1,756	0	29,294	141,235	3,084,097	13,578	0
Total Varieties	Total	71,323,361	92,223	17,495	0	18,340	216,335	23,348	4,911,000	157,934	1,360	4,962,275	13,598	483,507	2,721,295	927,229	56,607,991	162,018	7,414
	CA	56,768,435	68,643	8,753	0	6,363	174,075	4,138	4,911,000	52,025	0	3,665,263	7,565	385,247	1,643,627	778,491	44,899,801	156,029	7,414

Table 7: U.S. Apple Holdings: Fresh Detail (42-lb Bushels)

Other States include Delaware, Maine, Utah, Wisconsin and any other suppressed (S) state data.

APRIL 2023	STORAGE TYPE	US	CA	CT	ID	IN	MD	MA	MI	NC	NH	NY	OH	OR	PA	VA	WA	WV	OTHER STATES
Ambrosia	Total	884,003	0	0	0	0	0	0	0	0	0	127	0	652	15,746	0	867,478	0	0
	CA	539,497	0	0	0	0	0	0	0	0	0	72	0	0	15,566	0	523,859	0	0
Braeburn	Total	93,902	0	0	0	0	0	749	2,000	0	0	4,504	149	0	786	0	85,714	0	0
	CA	48,953	0	0	0	0	0	749	2,000	0	0	4,304	30	0	786	0	41,084	0	0
Cortland	Total	61,411	0	1,172	0	0	0	2,102	0	0	0	56,221	119	0	299	0	0	1,497	0
	CA	37,312	0	49	0	0	0	0	0	0	0	35,422	45	0	299	0	0	1,497	0
Cosmic Crisp	Total	3,598,131	0	0	0	0	0	0	0	0	0	0	0	0	0	0	3,598,131	0	0
	CA	2,229,366	0	0	0	0	0	0	0	0	0	0	0	0	0	0	2,229,366	0	0
Empire	Total	354,004	524	735	0	0	0	216	16,000	4,117	120	323,662	164	0	5,047	1,173	0	2,246	0
	CA	304,427	524	206	0	0	0	0	16,000	4,117	0	279,605	134	0	2,667	1,173	0	0	0
Fuji	Total	5,777,780	0	145	0	0	16,728	91	448,000	4,628	0	227,006	299	72,176	231,385	9,100	4,765,230	2,994	0
	CA	4,536,949	0	85	0	0	0	0	448,000	1,871	0	212,878	149	69,339	213,415	5,248	3,584,465	1,497	0
Gala	Total	10,358,976	0	187	0	0	18	564	1,150,000	9,357	0	267,349	1,441	48,280	130,983	9,642	8,738,095	0	3,060
	CA	9,481,152	0	0	0	0	0	0	1,150,000	9,357	0	231,547	545	35,858	120,034	6,243	7,924,508	0	3,060
Golden Delicious	Total	1,953,120	33,685	187	0	0	3,645	0	151,000	3,081	0	18,246	4,435	2,273	70,178	22,373	1,634,286	9,731	0
	CA	1,522,876	33,685	0	0	0	0	0	151,000	749	0	15,264	3,121	0	61,562	8,133	1,239,631	9,731	0
Granny Smith	Total	5,279,439	0	256	0	749	0	0	0	1,908	0	71,398	1,247	29,321	4,794	4,732	5,165,035	0	0
	CA	4,356,010	0	216	0	0	0	0	0	0	0	64,462	538	28,522	4,794	0	4,257,479	0	0
Honeycrisp	Total	4,551,672	0	0	0	0	59	2,325	153,000	0	0	78,081	411	12,588	7,768	649	4,296,792	0	0
	CA	3,620,814	0	0	0	0	0	749	153,000	0	0	66,473	0	3,274	6,442	0	3,390,876	0	0
Idared	Total	80,639	0	349	0	0	0	0	41,000	0	0	39,012	224	0	23	30	0	0	0
	CA	78,557	0	237	0	0	0	0	41,000	0	0	37,140	157	0	23	0	0	0	0
Jonathan	Total	42,464	0	0	0	0	0	1,871	27,000	0	0	10,255	0	111	3,181	45	0	0	0
	CA	42,308	0	0	0	0	0	1,871	27,000	0	0	10,255	0	0	3,181	0	0	0	0
McIntosh	Total	427,616	0	6,139	0	0	0	11,227	57,000	561	480	349,224	433	0	2,528	25	0	0	0
	CA	283,536	0	3,762	0	0	0	8	57,000	561	0	221,673	119	0	412	0	0	0	0
Mutsu/ Crispin	Total	23,741	0	251	0	0	0	0	0	0	80	23,094	119	0	4	193	0	0	0
	CA	21,132	0	251	0	0	0	0	0	0	0	20,814	67	0	0	0	0	0	0
Newtown Pippin	Total	23,096	7,486	0	0	0	0	0	0	5,988	0	0	0	7,010	599	2,014	0	0	0
	CA	16,087	7,486	0	0	0	0	0	0	5,988	0	0	0	0	599	2,014	0	0	0
Pink Lady/ Cripps Pink	Total	3,852,420	0	867	0	0	2,718	749	6,000	12,163	0	34,671	0	8,611	20,100	36,763	3,729,778	0	0
	CA	1,993,171	0	520	0	0	308	749	6,000	7,486	0	29,211	0	8,611	15,298	34,304	1,890,684	0	0
Red Delicious	Total	8,855,977	0	267	0	5,988	40,756	1,350	726,000	2,994	0	332,673	299	96,741	140,024	72,946	7,410,476	22,457	3,006
	CA	7,918,756	0	40	0	0	22,294	12	726,000	2,994	0	293,217	0	86,719	114,494	31,896	6,615,626	22,457	3,006
Rome	Total	132,627	0	0	0	3,369	0	0	15,000	0	0	113,414	0	0	374	470	0	0	0
	CA	108,474	0	0	0	0	0	0	15,000	0	0	93,100	0	0	374	0	0	0	0
Rome Sport	Total	17,596	0	0	0	0	0	0	0	7,028	0	8,697	0	0	0	0	0	1,871	0
	CA	10,568	0	0	0	0	0	0	0	0	0	8,697	0	0	0	0	0	1,871	0
Spartan	Total	94,002	0	0	0	0	0	0	0	3,743	0	89,064	0	0	524	671	0	0	0
	CA	93,665	0	0	0	0	0	0	0	3,743	0	88,727	0	0	524	671	0	0	0
Stayman	Total	6,102	0	112	0	749	0	0	0	0	0	1,929	0	0	442	999	0	1,871	0
	CA	1,903	0	0	0	0	0	0	0	0	0	1,180	0	0	437	286	0	0	0
York	Total	22,951	0	0	0	0	0	0	0	4,491	0	16,468	0	0	1,497	120	0	374	0
	CA	22,520	0	0	0	0	0	0	0	4,491	0	16,468	0	0	1,497	63	0	0	0
Others	Total	3,747,344	0	3,710	0	0	2,168	1,505	194,000	1,123	440	347,809	3,354	10,411	28,297	3,099	3,151,429	0	0
	CA	3,024,931	0	270	0	0	1,230	0	194,000	0	0	307,713	1,756	0	19,705	0	2,500,257	0	0
Total Varieties	Total	50,239,015	41,695	14,378	0	10,854	66,092	22,748	2,986,000	61,183	1,120	2,412,902	12,695	288,174	664,580	165,043	43,442,444	43,042	6,066
	CA	40,292,963	41,695	5,636	0	0	23,832	4,138	2,986,000	41,358	0	2,038,222	6,661	232,324	582,110	90,031	34,197,836	37,054	6,066

Table 8: U.S. Apple Holdings: Processing Detail (42-lb Bushels)

Other States include Delaware, Maine, Utah, Wisconsin and any other suppressed (S) state data.

APRIL 2023	STORAGE TYPE	US	CA	CT	ID	IN	MD	MA	MI	NC	NH	NY	OH	OR	PA	VA	WA	WV	OTHER STATES
Ambrosia	Total	176,453	0	0	0	0	0	0	0	0	0	19,698	0	1,457	60	0	155,238	0	0
	CA	112,901	0	0	0	0	0	0	0	0	0	19,698	0	0	60	0	93,143	0	0
Braeburn	Total	38,051	0	0	0	0	0	0	11,000	0	0	2,896	0	0	186	160	23,810	0	0
	CA	26,446	0	0	0	0	0	0	11,000	0	0	2,896	0	0	0	160	12,391	0	0
Cortland	Total	133,245	0	0	0	0	3,720	0	0	0	0	121,436	0	0	1,867	6,222	0	0	0
	CA	58,723	0	0	0	0	3,720	0	0	0	0	48,780	0	0	0	6,222	0	0	0
Cosmic Crisp	Total	1,011,429	0	0	0	0	0	0	0	0	0	0	0	0	0	0	1,011,429	0	0
	CA	778,916	0	0	0	0	0	0	0	0	0	0	0	0	0	0	778,916	0	0
Empire	Total	126,183	4,117	0	0	0	0	0	32,000	1,310	0	83,973	0	0	4,150	633	0	0	0
	CA	58,915	4,117	0	0	0	0	0	32,000	1,310	0	20,635	0	0	220	633	0	0	0
Fuji	Total	1,509,496	2,620	0	0	0	786	0	3,000	561	0	50,167	0	47,270	89,179	2,579	1,313,333	0	0
	CA	1,128,388	2,620	0	0	0	786	0	3,000	561	0	26,224	0	45,643	1,700	2,198	1,045,655	0	0
Gala	Total	2,469,076	0	0	0	7,486	0	0	37,000	749	0	28,084	0	39,054	16,369	1,761	2,336,023	1,871	680
	CA	2,146,582	0	0	0	6,363	0	0	37,000	749	0	9,659	0	23,604	2,845	1,733	2,062,079	1,871	680
Golden Delicious	Total	2,163,694	14,597	0	0	0	81,218	0	489,000	26,574	0	290,210	0	0	429,414	238,396	594,286	0	0
	CA	1,725,822	14,597	0	0	0	81,218	0	489,000	374	0	210,795	0	0	225,804	229,397	474,638	0	0
Granny Smith	Total	1,463,507	0	0	0	0	0	0	0	0	0	40,202	0	18,770	64,043	1,444	1,339,048	0	0
	CA	1,109,540	0	0	0	0	0	0	0	0	0	30,912	0	18,770	19,071	1,008	1,039,780	0	0
Honeycrisp	Total	3,300,024	0	0	0	0	0	0	6,000	0	0	39,197	0	18,885	1,656	0	3,234,286	0	0
	CA	2,745,287	0	0	0	0	0	0	6,000	0	0	13,119	0	2,155	0	0	2,724,013	0	0
Idared	Total	835,519	0	3,041	0	0	30,720	0	245,000	0	0	485,375	0	0	26,229	45,154	0	0	0
	CA	711,081	0	3,041	0	0	30,720	0	245,000	0	0	387,166	0	0	0	45,154	0	0	0
Jonathan	Total	85,166	0	0	0	0	0	0	80,000	0	0	2,821	0	0	2,345	0	0	0	0
	CA	82,821	0	0	0	0	0	0	80,000	0	0	2,821	0	0	0	0	0	0	0
McIntosh	Total	503,779	0	0	0	0	0	0	209,000	187	0	292,999	0	0	442	1,152	0	0	0
	CA	371,269	0	0	0	0	0	0	209,000	187	0	160,930	0	0	0	1,152	0	0	0
Mutsu/ Crispin	Total	165,855	0	0	0	0	0	0	0	0	0	149,101	0	0	15,115	1,639	0	0	0
	CA	122,621	0	0	0	0	0	0	0	0	0	120,732	0	0	250	1,639	0	0	0
Newtown Pippin	Total	31,110	29,194	0	0	0	0	0	0	1,497	0	0	0	0	0	419	0	0	0
	CA	7,531	5,614	0	0	0	0	0	0	1,497	0	0	0	0	0	419	0	0	0
Pink Lady/ Cripps Pink	Total	998,324	0	0	0	0	0	0	0	3,369	0	1,817	0	5,669	8,575	5,929	952,381	20,585	0
	CA	618,647	0	0	0	0	0	0	0	3,369	0	1,617	0	5,669	1,650	5,627	580,131	20,585	0
Red Delicious	Total	2,007,111	0	0	0	0	19,588	0	124,000	749	0	118,854	903	64,228	108,905	57,292	1,507,619	4,304	668
	CA	1,632,356	0	0	0	0	19,588	0	124,000	749	0	67,155	903	57,083	8,787	41,740	1,307,379	4,304	668
Rome	Total	1,210,700	0	0	0	0	5,914	0	231,000	59,885	0	348,115	0	0	440,535	125,251	0	0	0
	CA	855,460	0	0	0	0	5,914	0	231,000	0	0	225,385	0	0	280,145	113,016	0	0	0
Rome Sport	Total	23,498	0	0	0	0	0	0	19,000	0	0	0	0	0	4,498	0	0	0	0
	CA	19,400	0	0	0	0	0	0	19,000	0	0	0	0	0	400	0	0	0	0
Spartan	Total	2,122	0	0	0	0	0	0	0	1,871	0	0	0	0	0	251	0	0	0
	CA	2,122	0	0	0	0	0	0	0	1,871	0	0	0	0	0	251	0	0	0
Stayman	Total	42,134	0	0	0	0	0	0	0	0	0	2,215	0	0	29,469	10,450	0	0	0
	CA	11,218	0	0	0	0	0	0	0	0	0	2,215	0	0	0	9,003	0	0	0
York	Total	846,690	0	0	0	0	1,350	0	0	0	0	13,244	0	0	655,395	98,065	0	78,636	0
	CA	692,100	0	0	0	0	1,350	0	0	0	0	13,244	0	0	510,996	87,873	0	78,636	0
Others	Total	1,941,179	0	76	0	0	6,947	600	439,000	0	240	458,969	0	0	158,283	165,390	698,095	13,578	0
	CA	1,457,323	0	76	0	0	6,947	0	439,000	0	0	263,059	0	0	9,589	141,235	583,840	13,578	0
Total Varieties	Total	21,084,346	50,528	3,117	0	7,486	150,243	600	1,925,000	96,752	240	2,549,373	903	195,333	2,056,715	762,186	13,165,547	118,975	1,348
	CA	16,475,471	26,948	3,117	0	6,363	150,243	0	1,925,000	10,667	0	1,627,042	903	152,924	1,061,517	688,460	10,701,964	118,975	1,348

Table 9: U.S. Apple Movement: State Summary (42-lb Bushels)

MARCH 2023	TOTAL		FRESH		PROCESSING	
	REGULAR	CONTROLLED ATMOSPHERE	REGULAR	CONTROLLED ATMOSPHERE	REGULAR	CONTROLLED ATMOSPHERE
United States	(4,243,871)	(12,880,612)	(2,551,073)	(9,220,850)	(1,692,798)	(3,659,762)
California	(5,588)	(16,268)	0	(9,881)	(5,588)	(6,386)
Connecticut	(3,251)	(3,079)	(3,251)	(2,939)	0	(140)
Idaho	(67,392)	0	(67,392)	0	0	0
Indiana	(2,838)	(1,508)	(2,572)	0	(266)	(1,508)
Maryland	(14,876)	(22,245)	(14,876)	(27,962)	0	5,717
Massachusetts	(5,032)	(981)	(4,792)	(981)	(240)	0
Michigan	(755,000)	(1,762,000)	(242,000)	(737,000)	(513,000)	(1,025,000)
North Carolina	(25,099)	(143,037)	(4,698)	(9,801)	(20,401)	(133,236)
New Hampshire	(515)	0	(615)	0	100	0
New York	(390,158)	(792,790)	(159,721)	(734,630)	(230,437)	(58,160)
Ohio	(1,430)	(1,793)	(1,430)	(1,579)	0	(214)
Oregon	(23,286)	(91,300)	(13,236)	(55,058)	(10,051)	(36,241)
Pennsylvania	(436,377)	(399,761)	(56,870)	(165,106)	(379,507)	(234,656)
Virginia	(35,249)	(184,495)	(17,777)	(21,337)	(17,472)	(163,158)
Washington	(2,473,549)	(9,378,430)	(1,957,613)	(7,403,973)	(515,936)	(1,974,456)
West Virginia	(1,419)	(36,977)	(1,419)	(8,781)	(0)	(28,196)
Other States	(2,811)	(45,950)	(2,811)	(41,822)	(0)	(4,128)

Other States include Delaware, Maine, Utah, Wisconsin and any other suppressed (S) state data.

Table 10: U.S. Apple Movement: Variety Summary (42-lb Bushels)

MARCH 2023	TOTAL		FRESH		PROCESSING	
	REGULAR	CONTROLLED ATMOSPHERE	REGULAR	CONTROLLED ATMOSPHERE	REGULAR	CONTROLLED ATMOSPHERE
Total Varieties	(4,243,871)	(12,880,612)	(2,551,073)	(9,220,850)	(1,692,798)	(3,659,762)
Ambrosia	(134,762)	(216,388)	(66,226)	(109,494)	(68,536)	(106,894)
Braeburn	(19,003)	(14,132)	(12,116)	(10,434)	(6,888)	(3,698)
Cortland	(32,618)	(54,835)	(10,520)	(42,098)	(22,099)	(12,736)
Cosmic Crisp	(278,509)	(540,150)	(229,467)	(375,859)	(49,042)	(164,291)
Empire	(98,853)	(312,450)	(28,892)	(181,467)	(69,961)	(130,983)
Fuji	(522,198)	(1,378,979)	(394,940)	(1,120,873)	(127,258)	(258,106)
Gala	(330,918)	(2,518,709)	(272,880)	(2,421,966)	(58,038)	(96,744)
Golden Delicious	(275,456)	(833,914)	(117,518)	(370,397)	(157,938)	(463,518)
Granny Smith	(310,431)	(1,411,342)	(251,070)	(1,187,642)	(59,361)	(223,700)
Honeycrisp	(393,928)	(1,517,253)	(205,737)	(778,711)	(188,191)	(738,542)
Idared	(125,714)	(179,605)	(5,067)	1,176	(120,646)	(180,781)
Jonathan	(12,037)	(12,296)	(1,037)	(6,628)	(11,000)	(5,669)
McIntosh	(129,038)	(182,370)	(65,562)	(111,304)	(63,477)	(71,066)
Mutsu/Crispin	(11,237)	(22,236)	(977)	(2,128)	(10,260)	(20,108)
Newtown Pippin	(7,249)	(5,597)	(1,661)	(3,812)	(5,588)	(1,785)
Pink Lady/Cripps Pink	(379,944)	(459,855)	(324,493)	(363,708)	(55,451)	(96,146)
Red Delicious	(366,641)	(1,440,824)	(242,408)	(1,134,655)	(124,233)	(306,169)
Rome	(212,167)	(314,352)	(4,612)	(3,249)	(207,555)	(311,103)
Rome Sport	(16,757)	(3,443)	(3,226)	(3,443)	(13,531)	0
Spartan	(80)	(34,317)	(80)	(33,814)	0	(503)
Stayman	(7,820)	(1,801)	(1,418)	857	(6,402)	(2,659)
York	(63,234)	(102,162)	(322)	(6,517)	(62,911)	(95,645)
Other Varieties	(515,276)	(1,323,602)	(310,843)	(954,683)	(204,433)	(368,919)

Table 11:
U.S. Apple Movement:
State History
(42-lb Bushels)

MARCH 2023	TOTAL			FRESH			PROCESSING		
	2022/23	2021/22	5-YR AVERAGE	2022/23	2021/22	5-YR AVERAGE	2022/23	2021/22	5-YR AVERAGE
United States	(17,124,483)	(20,335,071)	(20,539,038)	(11,771,923)	(13,671,086)	(14,625,924)	(5,352,560)	(6,663,985)	(5,913,113)
California	(21,856)	(36,412)	(47,119)	(9,881)	(18,815)	(25,024)	(11,975)	(17,597)	(22,095)
Connecticut	(6,330)	(4,105)	(7,585)	(6,190)	(4,026)	(7,574)	(140)	(79)	(11)
Idaho	(67,392)	(87,786)	(83,746)	(67,392)	(72,774)	(62,203)	0	(15,012)	(21,542)
Indiana	(4,346)	(5,530)	(10,227)	(2,572)	(3,273)	(6,227)	(1,774)	(2,257)	(4,000)
Maryland	(37,121)	(96,517)	(75,413)	(42,838)	(113,224)	(69,710)	5,717	16,707	(5,702)
Massachusetts	(6,012)	(6,742)	(3,894)	(5,772)	(6,118)	(3,769)	(240)	(624)	(125)
Michigan	(2,517,000)	(1,505,000)	(1,436,398)	(979,000)	(620,000)	(644,398)	(1,538,000)	(885,000)	(792,000)
North Carolina	(168,137)	(120,945)	(85,805)	(14,500)	(12,814)	(13,582)	(153,637)	(108,131)	(72,223)
New Hampshire	(515)	(10,745)	(3,804)	(615)	(10,485)	(3,756)	100	(260)	(48)
New York	(1,182,947)	(2,285,100)	(1,671,769)	(894,351)	(1,576,515)	(1,120,204)	(288,596)	(708,585)	(551,566)
Ohio	(3,223)	(19,827)	(13,752)	(3,008)	(18,063)	(11,842)	(214)	(1,764)	(1,910)
Oregon	(114,586)	(112,911)	(133,510)	(68,294)	(121,261)	(107,976)	(46,292)	8,350	(25,533)
Pennsylvania	(836,139)	(1,107,985)	(693,876)	(221,976)	(307,793)	(241,365)	(614,163)	(800,192)	(452,511)
Virginia	(219,744)	(271,884)	(382,593)	(39,113)	(71,466)	(67,068)	(180,630)	(200,418)	(315,526)
Washington	(11,851,978)	(14,621,032)	(15,828,991)	(9,361,586)	(10,683,889)	(12,213,612)	(2,490,392)	(3,937,143)	(3,615,380)
West Virginia	(38,397)	(21,056)	(45,206)	(10,201)	(12,984)	(15,282)	(28,196)	(8,072)	(29,924)
Other States	(48,760)	(21,494)	(15,349)	(44,632)	(17,586)	(12,332)	(4,128)	(3,908)	(3,017)

Other States include Delaware, Maine, Utah, Wisconsin and any other suppressed (S) state data.

Table 12:
U.S. Apple Movement:
Variety History
(42-lb Bushels)

MARCH 2023	TOTAL			FRESH			PROCESSING		
	2022/23	2021/22	5-YR AVERAGE	2022/23	2021/22	5-YR AVERAGE	2022/23	2021/22	5-YR AVERAGE
Total Varieties	(17,124,483)	(20,335,071)	(20,539,038)	(11,771,923)	(13,671,086)	(14,625,924)	(5,352,560)	(6,663,985)	(5,913,113)
Ambrosia	(351,149)	(202,470)	(154,618)	(175,720)	(171,767)	(123,023)	(175,430)	(30,703)	(31,595)
Braeburn	(33,135)	(28,938)	(108,202)	(22,549)	(20,934)	(88,005)	(10,585)	(8,004)	(20,197)
Cortland	(87,453)	(106,710)	(84,665)	(52,618)	(48,509)	(52,143)	(34,835)	(58,201)	(32,522)
Cosmic Crisp	(818,660)	(542,564)	(182,182)	(605,326)	(440,659)	(146,183)	(213,333)	(101,905)	(36,000)
Empire	(411,302)	(214,729)	(291,544)	(210,359)	(172,276)	(195,998)	(200,944)	(42,453)	(95,546)
Fuji	(1,901,177)	(2,444,662)	(2,362,370)	(1,515,813)	(1,874,038)	(1,911,626)	(385,364)	(570,624)	(450,745)
Gala	(2,849,628)	(3,839,975)	(3,838,219)	(2,694,846)	(2,946,907)	(3,090,454)	(154,781)	(893,068)	(747,765)
Golden Delicious	(1,109,370)	(959,599)	(1,424,214)	(487,915)	(529,293)	(736,252)	(621,455)	(430,306)	(687,962)
Granny Smith	(1,721,773)	(2,096,668)	(2,075,734)	(1,438,712)	(1,550,106)	(1,625,793)	(283,061)	(546,562)	(449,941)
Honeycrisp	(1,911,181)	(2,278,706)	(2,487,996)	(984,448)	(1,116,682)	(1,429,033)	(926,733)	(1,162,024)	(1,058,962)
Idared	(305,319)	(252,542)	(293,725)	(3,892)	(1,487)	(16,425)	(301,427)	(251,055)	(277,299)
Jonathan	(24,333)	(26,052)	(36,390)	(7,665)	(5,769)	1,574	(16,669)	(20,283)	(37,965)
McIntosh	(311,409)	(443,195)	(338,121)	(176,866)	(354,255)	(280,632)	(134,543)	(88,940)	(57,489)
Mutsu/Crispin	(33,473)	(53,660)	(44,885)	(3,105)	(3,958)	(7,630)	(30,368)	(49,702)	(37,255)
Newtown Pippin	(12,846)	(16,176)	(14,707)	(5,474)	(6,340)	(4,892)	(7,373)	(9,836)	(9,815)
Pink Lady/Cripps Pink	(839,798)	(1,171,158)	(945,389)	(688,202)	(941,845)	(783,807)	(151,597)	(229,313)	(161,582)
Red Delicious	(1,807,465)	(2,533,820)	(3,459,646)	(1,377,063)	(1,978,684)	(2,911,356)	(430,402)	(555,136)	(548,290)
Rome	(526,519)	(554,481)	(457,857)	(7,862)	(16,241)	(22,905)	(518,658)	(538,240)	(434,952)
Rome Sport	(20,200)	(6,821)	(26,873)	(6,669)	(7,065)	(9,185)	(13,531)	244	(17,688)
Spartan	(34,397)	(16,588)	(16,498)	(33,894)	(9,869)	(14,544)	(503)	(6,719)	(1,954)
Stayman	(9,621)	(19,289)	(27,092)	(561)	(1,884)	(3,323)	(9,061)	(17,405)	(23,768)
York	(165,395)	(299,911)	(238,576)	(6,839)	(6,583)	(4,645)	(158,556)	(293,328)	(233,931)
Other Varieties	(1,838,878)	(2,226,357)	(1,629,535)	(1,265,526)	(1,465,935)	(1,169,644)	(573,352)	(760,422)	(459,892)

Table 13: U.S. Apple Performance: Variety Detail

APRIL 2023/ MARCH 2023	FRESH						PROCESSING					
	REMAINING HOLDINGS			MOVEMENT RATE			REMAINING HOLDINGS			MOVEMENT RATE		
	2022/23	2021/22	5-YR AVERAGE	2022/23	2021/22	5-YR AVERAGE	2022/23	2021/22	5-YR AVERAGE	2022/23	2021/22	5-YR AVERAGE
Total Varieties	49%	49%	45%	19%	20%	21%	51%	49%	51%	20%	23%	21%
Ambrosia	53%	50%	48%	17%	17%	18%	49%	52%	45%	50%	15%	21%
Braeburn	45%	24%	25%	19%	29%	37%	68%	41%	35%	22%	19%	30%
Cortland	25%	22%	24%	46%	52%	41%	49%	39%	35%	21%	30%	19%
Cosmic Crisp	68%	65%	53%	14%	16%	20%	69%	51%	42%	17%	17%	23%
Empire	28%	35%	33%	37%	35%	31%	19%	40%	23%	61%	22%	46%
Fuji	45%	41%	44%	21%	25%	22%	52%	47%	51%	20%	26%	19%
Gala	48%	40%	40%	21%	26%	23%	56%	40%	43%	6%	32%	24%
Golden Delicious	45%	48%	46%	20%	18%	20%	49%	52%	51%	22%	14%	20%
Granny Smith	48%	55%	52%	21%	15%	18%	49%	60%	61%	16%	18%	16%
Honeycrisp	42%	51%	36%	18%	16%	24%	43%	36%	42%	22%	25%	27%
Idared	35%	78%	45%	5%	3%	21%	54%	67%	65%	27%	19%	19%
Jonathan	40%	42%	33%	15%	17%	-3%	38%	53%	38%	16%	16%	34%
McIntosh	38%	40%	31%	29%	46%	33%	55%	54%	49%	21%	19%	14%
Mutsu/Crispin	38%	59%	53%	12%	16%	15%	57%	60%	70%	15%	19%	13%
Newtown Pippin	53%	65%	36%	19%	16%	21%	47%	43%	38%	19%	21%	23%
Pink Lady/Cripps Pink	72%	61%	55%	15%	17%	19%	68%	68%	64%	13%	21%	18%
Red Delicious	57%	56%	51%	13%	16%	18%	68%	68%	61%	18%	18%	15%
Rome	67%	66%	40%	6%	13%	14%	57%	61%	72%	30%	25%	18%
Rome Sport	51%	25%	22%	27%	53%	41%	82%	34%	25%	37%	-2%	47%
Spartan	63%	98%	68%	27%	8%	15%	49%	177%	72%	19%	43%	33%
Stayman	33%	25%	24%	8%	24%	30%	50%	24%	31%	18%	45%	38%
York	49%	48%	36%	23%	21%	22%	65%	62%	55%	16%	25%	20%
Other Varieties	35%	38%	34%	25%	31%	30%	41%	28%	31%	23%	39%	31%

Note: Remaining Holdings is a cumulative metric for the current month while Movement Rate is a monthly snapshot for the previous month. The first will tell users if they are ahead or behind total disposition compared to the same time last year/five-year average. The second will tell users if last month's disposition was faster or slower than the disposition in the same month the previous year/five-year average.

Figure 1: U.S. Fresh Apple Exports

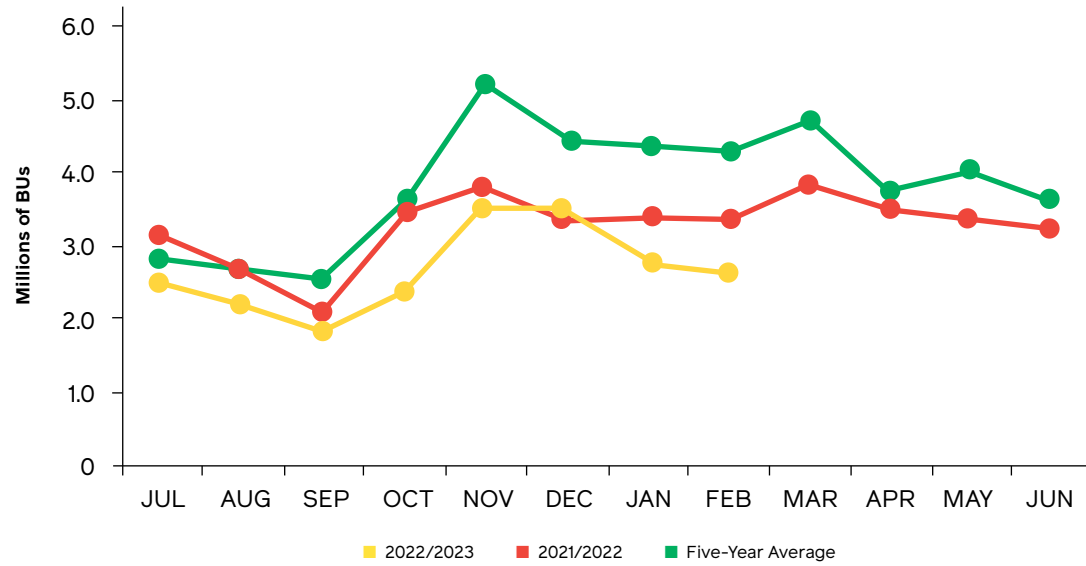


Figure 2: U.S. Fresh Apple Imports

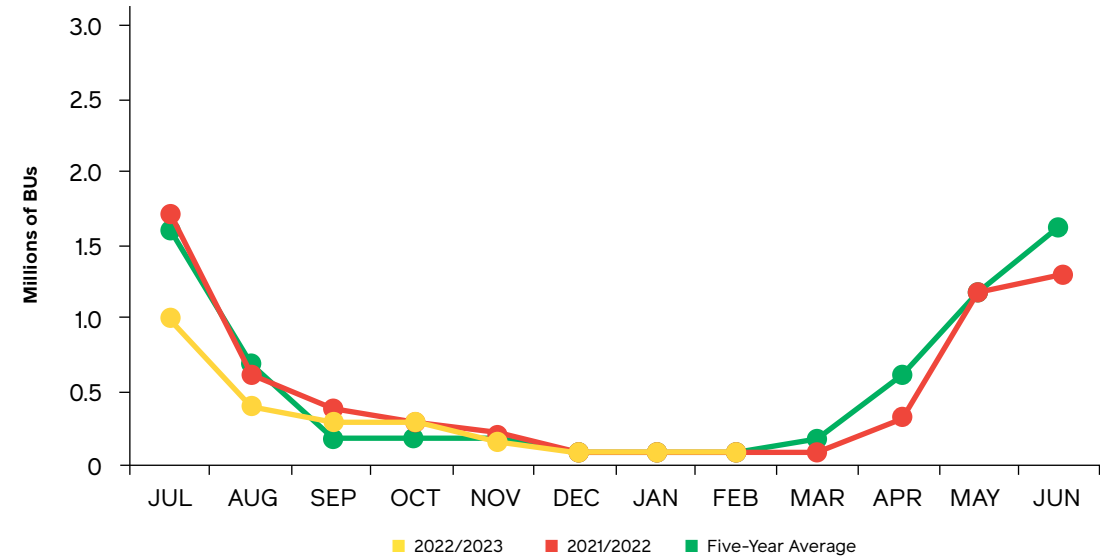


Figure 3: U.S. Fresh Apple Net Trade: Crop YTD

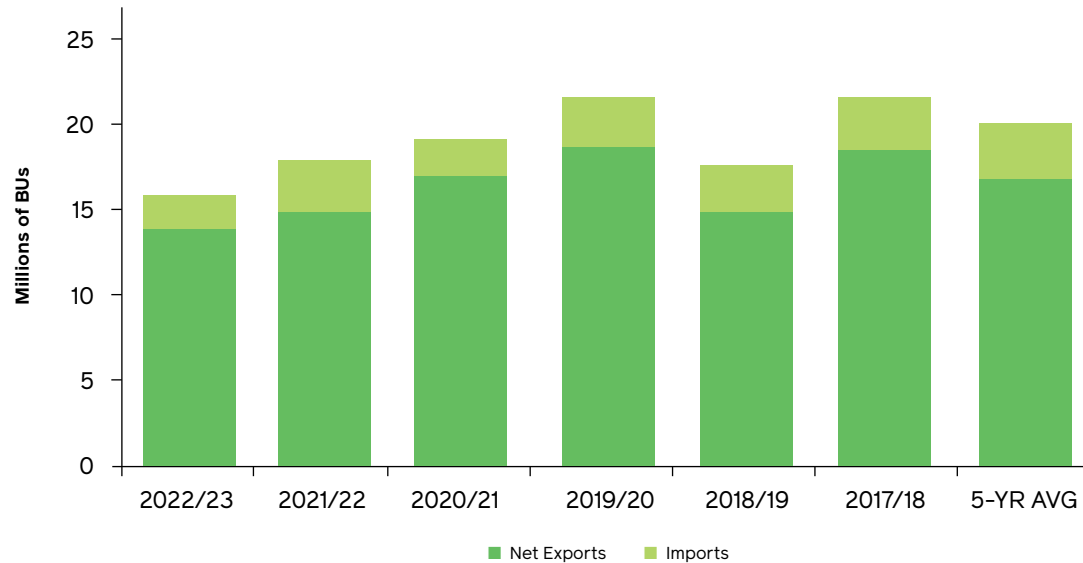
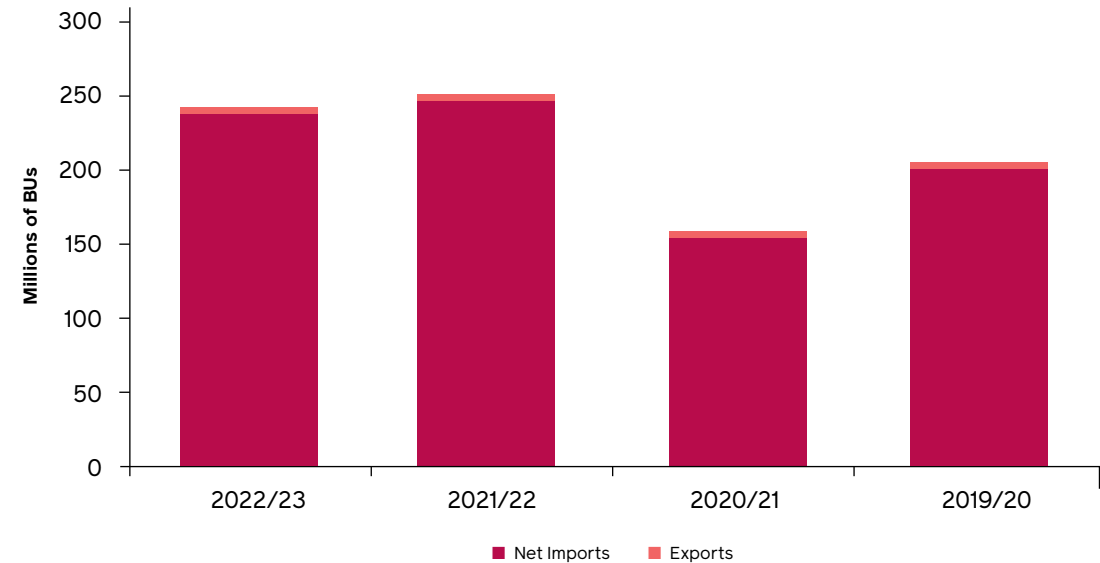


Figure 4: U.S. Apple Juice Concentrate Net Trade: Crop YTD



Sources: USDA, Foreign Agricultural Service, USApple
Notes: Five-year average does not include current crop year (July-June). Trade data lags by two months.

Table 14: European Apple Holdings: Country Summary

MARCH 2023	2022/23	2021/22	5-YR AVERAGE	MOVEMENT (PRIOR MO.)
Total Europe	137,212,253	154,111,392	135,953,545	40,080,290
Austria	4,573,495	3,631,642	3,410,591	685,200
Belgium	2,978,809	5,299,067	3,830,422	701,804
Czech Republic	1,612,470	1,563,338	1,402,369	458,561
Denmark	239,989	289,593	215,066	93,801
France	18,709,245	21,226,659	20,772,686	5,464,676
Germany	11,780,754	11,766,634	10,058,736	3,031,038
Italy	40,174,160	43,434,058	40,498,361	10,319,826
Poland	40,155,579	46,979,402	37,877,471	15,589,813
Spain	5,760,567	9,119,411	7,832,261	1,139,894
Switzerland	1,938,963	2,232,125	1,992,683	470,949
The Netherlands	4,779,039	5,305,471	4,982,667	1,040,896
United Kingdom	4,509,183	3,263,992	3,080,232	1,083,833

Source: The World Apple and Pear Association

Note: Data reported in 42-pound bushels. The difference between the 2021/22 country and variety totals are holdings in Slovakia.

DISCLAIMER

While efforts have been made to ensure the accuracy and reliability of the information contained in this report, all information in this report is provided by the U.S. Apple Association (USApple) "as-is" with no guarantee of completeness, accuracy or timeliness and without warranty of any kind expressed or implied by USApple. Use of such information is voluntary, and reliance on it should only be undertaken after an independent review of its accuracy, completeness and applicability.

© 2023 U.S. Apple Association. Reproduction in whole or in part of the material contained herein is prohibited without prior permission from USApple.

For more information, contact the author of this report, Christopher Gerlach, Director, Industry Analytics at USApple: 7600 Leesburg Pike, Suite 400 East | Falls Church, VA 22043 | 703.442.8850 | usapple.org

Table 15: European Apple Holdings: Variety Summary

MARCH 2023	2022/23	2021/22	5-YR AVERAGE	MOVEMENT (PRIOR MO.)
Total Varieties	137,212,253	154,111,392	135,953,545	40,080,290
Annurca	-	-	-	262,455
Boskoop	448,798	644,072	320,323	238,106
Braeburn	4,272,117	4,821,054	4,602,728	1,263,316
Bramley	1,199,943	741,592	1,086,405	259,620
Cameo	174,112	129,180	99,239	64,459
Cortland	-	-	-	0
Cox Orange	63,777	26,770	47,924	46,874
Cripps Pink	6,963,292	5,152,564	5,183,753	2,098,746
Elstar	4,802,229	4,044,105	3,393,296	1,316,791
Fuji	4,353,978	5,559,985	5,335,642	1,380,701
Gala	10,317,246	14,740,866	10,818,624	6,157,859
Gloster	795,133	1,581,972	2,804,980	266,864
Golden Delicious	32,453,584	42,338,876	38,584,195	6,072,632
Granny Smith	5,952,828	5,345,004	5,800,317	1,593,254
Holsteiner Cox	3,307	11,548	4,934	43,200
Idared	8,217,279	10,212,673	9,100,860	1,900,219
Jonagold	6,566,179	9,631,272	7,561,682	1,642,753
Jonagored	1,322,037	2,291,073	2,418,258	293,424
Jonathan	-	-	-	0
Lobo	-	-	-	0
Morgendurf/imperat	399,981	564,068	484,016	125,453
Pinova	3,662,285	3,142,948	2,211,755	793,076
Red Delicious	6,898,361	6,161,126	5,825,927	2,428,201
Red Jonaprince	11,712,464	10,327,857	5,381,347	2,461,316
Reinette	1,255,216	1,027,300	953,107	428,431
Shampion	3,168,039	4,363,310	4,375,142	1,330,541
Stayman	-	-	43,831	0
Spartan	-	-	373,064	0
Other Varieties	22,210,068	21,252,175	19,142,195	7,611,999

Source: The World Apple and Pear Association

Note: Data reported in 42-pound bushels.