

February 1 U.S. Holdings

Sponsored by



71.9 Million Fresh-Market Holdings

DOWN
7.3% YOY

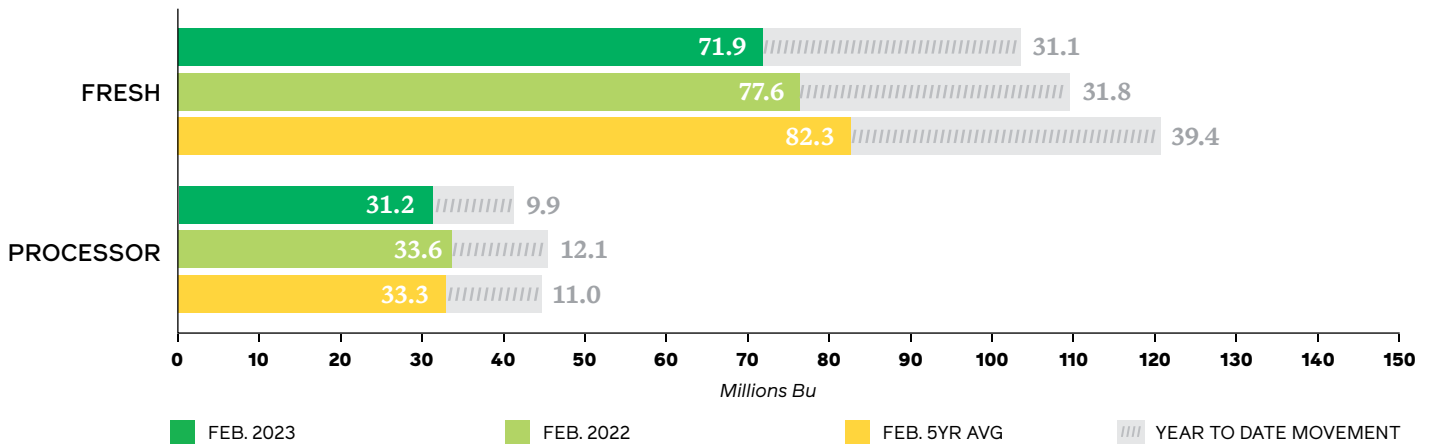
U.S. fresh apple holdings on February 1, 2023 totaled 71.9 million bushels, 7.3 percent less than the inventories reported last February and 12.6 percent less than the February five-year average.

31.2 Million Processing Apple Holdings

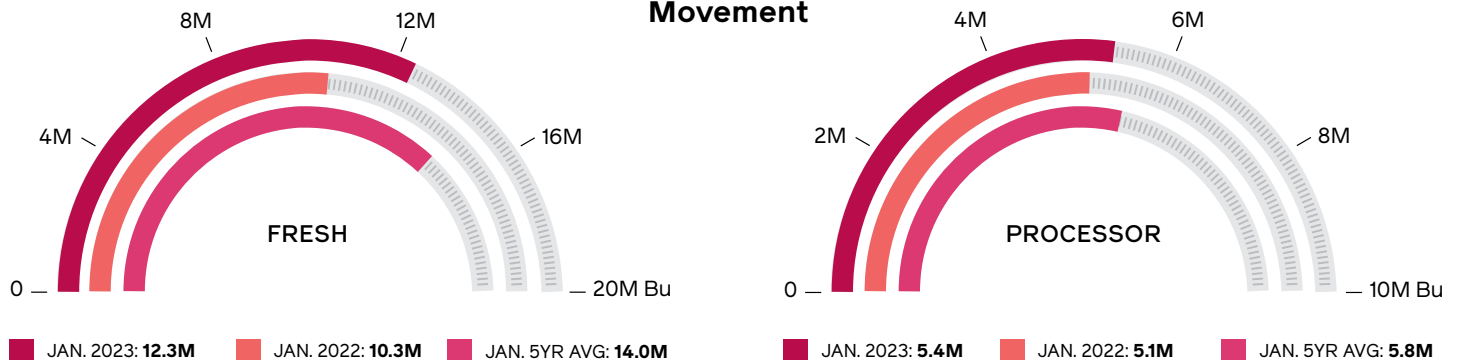
DOWN
7.2% YOY

U.S. processing apple holdings on February 1, 2023 totaled 31.2 million bushels, 7.2 percent less than the inventories reported last February and 6.3 percent less than the February five-year average.

Holdings



Movement



Tables & Figures

TABLES

Table 1:	USAppleTracker Summary.....	2
Table 2:	U.S. Apple Holdings: State Summary.....	3
Table 3:	U.S. Apple Holdings: Variety Summary.....	3
Table 4:	U.S. Apple Holdings: State History.....	4
Table 5:	U.S. Apple Holdings: Variety History.....	4
Table 6:	U.S. Apple Holdings: Total Detail.....	5
Table 7:	U.S. Apple Holdings: Fresh Detail.....	6
Table 8:	U.S. Apple Holdings: Processing Detail.....	7
Table 9:	U.S. Apple Movement: State Summary.....	8
Table 10:	U.S. Apple Movement: Variety Summary.....	8
Table 11:	U.S. Apple Movement: State History.....	9
Table 12:	U.S. Apple Movement: Variety History.....	9
Table 13:	U.S. Apple Performance: Variety Detail.....	10
Table 14:	European Apple Holdings: Country Summary.....	12
Table 15:	European Apple Holdings: Variety Summary.....	12

FIGURES

Figure 1:	U.S. Fresh Apple Exports.....	11
Figure 2:	U.S. Fresh Apple Imports.....	11
Figure 3:	U.S. Fresh Apple Net Trade: Crop YTD.....	11
Figure 4:	U.S. Apple Juice Concentrate Net Trade: Crop YTD.....	11

Table 1:
USAppleTracker
Summary
(Millions of 42-lb Bushels)

FEBRUARY 2023		2022/23	2021/22	5-YR AVERAGE
Total Holdings		103.1	111.1	115.5
By Use	Fresh	71.9	77.6	82.3
	Processing	31.2	33.6	33.3
By Storage Type	Regular	22.1	25.0	22.2
	CA	81.0	86.2	93.3
Total Movement (prior month)		(17.7)	(15.4)	(19.8)
By Use	Fresh	(12.3)	(10.3)	(14.0)
	Processing	(5.4)	(5.1)	(5.8)
By Storage Type	Regular	(4.2)	(3.3)	(5.3)
	CA	(13.5)	(12.0)	(14.5)

Table 2: U.S. Apple Holdings: State Summary (42-lb Bushels)

FEBRUARY 2023	TOTAL		FRESH		PROCESSING	
	REGULAR	CONTROLLED ATMOSPHERE	REGULAR	CONTROLLED ATMOSPHERE	REGULAR	CONTROLLED ATMOSPHERE
United States	22,115,521	80,955,177	14,524,713	57,395,172	7,590,808	23,560,005
California	33,975	98,904	0	60,076	33,975	38,828
Connecticut	15,127	14,596	15,124	11,313	3	3,283
Idaho	46,728	90,504	46,728	90,504	0	0
Indiana	17,257	9,168	15,639	0	1,618	9,168
Maryland	65,520	212,635	61,800	68,109	3,720	144,526
Massachusetts	28,993	5,962	27,993	5,962	1,000	0
Michigan	1,009,000	7,410,000	368,000	4,364,000	641,000	3,046,000
North Carolina	152,599	227,208	28,564	59,590	124,034	167,617
New Hampshire	2,396	0	2,259	0	136	0
New York	2,102,800	5,132,592	759,615	3,280,761	1,343,185	1,851,831
Ohio	8,693	10,900	8,693	9,598	0	1,302
Oregon	112,321	667,287	89,266	439,802	23,055	227,485
Pennsylvania	1,863,530	2,484,056	144,316	983,597	1,719,214	1,500,460
Virginia	231,185	1,113,561	109,937	136,600	121,248	976,961
Washington	16,388,411	63,141,317	12,815,747	47,751,827	3,572,665	15,389,490
West Virginia	8,628	247,935	8,628	53,389	0	194,547
Other States	28,357	88,553	22,402	80,045	5,955	8,508

Other States include Delaware, Maine, Utah, Wisconsin and any other suppressed (S) state data.

Table 3: U.S. Apple Holdings: Variety Summary (42-lb Bushels)

FEBRUARY 2023	TOTAL		FRESH		PROCESSING	
	REGULAR	CONTROLLED ATMOSPHERE	REGULAR	CONTROLLED ATMOSPHERE	REGULAR	CONTROLLED ATMOSPHERE
Total Varieties	22,115,521	80,955,177	14,524,713	57,395,172	7,590,808	23,560,005
Ambrosia	609,293	985,891	472,951	745,216	136,342	240,675
Braeburn	86,972	94,036	71,028	73,278	15,944	20,759
Cortland	165,011	176,458	49,387	94,044	115,623	82,414
Cosmic Crisp	2,106,422	3,988,969	1,784,583	2,910,808	321,839	1,078,161
Empire	260,486	874,022	104,183	649,509	156,303	224,513
Fuji	2,570,940	8,275,559	1,979,434	6,656,189	591,506	1,619,370
Gala	1,768,326	16,597,534	1,320,825	13,826,370	447,501	2,771,163
Golden Delicious	1,373,110	4,543,475	648,525	2,272,355	724,585	2,271,120
Granny Smith	1,890,399	8,079,486	1,350,641	6,323,053	539,758	1,756,433
Honeycrisp	2,195,938	9,642,963	1,334,734	5,256,445	861,205	4,386,518
Idared	346,288	1,057,873	19,625	90,644	326,662	967,229
Jonathan	32,570	145,121	8,225	53,057	24,345	92,064
McIntosh	478,698	989,217	240,881	521,321	237,817	467,897
Mutsu/Crispin	82,863	182,837	20,016	24,515	62,847	158,322
Newtown Pippin	44,735	34,189	10,760	23,338	33,975	10,850
Pink Lady/Cripps Pink	2,907,941	3,413,814	2,422,524	2,607,433	485,417	806,380
Red Delicious	1,811,750	12,309,810	1,284,526	10,112,016	527,224	2,197,793
Rome	729,978	1,450,578	74,727	109,463	655,252	1,341,115
Rome Sport	31,665	31,762	14,686	17,362	16,979	14,400
Spartan	485	132,283	485	129,225	0	3,058
Stayman	76,685	18,829	8,941	2,665	67,744	16,164
York	358,964	1,010,611	622	32,447	358,342	978,163
Other Varieties	2,186,003	6,919,862	1,302,405	4,864,419	883,597	2,055,443

Table 4:
U.S. Apple Holdings:
State History
 (42-lb Bushels)

FEBRUARY 2023	TOTAL			FRESH			PROCESSING		
	2022/23	2021/22	5-YR AVERAGE	2022/23	2021/22	5-YR AVERAGE	2022/23	2021/22	5-YR AVERAGE
United States	103,070,698	111,146,221	115,539,858	71,919,885	77,569,230	82,284,398	31,150,813	33,576,991	33,255,460
California	132,879	204,631	239,112	60,076	105,737	126,956	72,803	98,894	112,156
Connecticut	29,723	43,336	31,191	26,437	35,500	28,091	3,286	7,836	3,100
Idaho	137,232	262,404	218,361	137,232	262,404	186,761	0	0	31,600
Indiana	26,425	31,084	32,473	15,639	18,397	19,646	10,786	12,687	12,827
Maryland	278,155	377,542	234,434	129,909	227,231	176,011	148,246	150,311	58,423
Massachusetts	34,955	35,640	51,802	33,955	35,045	51,576	1,000	595	226
Michigan	8,419,000	4,868,000	5,180,200	4,732,000	1,804,000	2,385,200	3,687,000	3,064,000	2,795,000
North Carolina	379,806	235,992	357,795	88,155	72,004	75,190	291,652	163,988	282,605
New Hampshire	2,396	30,206	11,677	2,259	29,006	11,397	136	1,200	280
New York	7,235,392	9,164,177	8,393,906	4,040,376	4,908,792	4,324,622	3,195,016	4,255,385	4,069,284
Ohio	19,593	111,437	52,918	18,291	101,517	46,900	1,302	9,920	6,018
Oregon	779,608	675,437	823,370	529,068	522,458	653,527	250,540	152,979	169,843
Pennsylvania	4,347,587	5,196,362	3,936,469	1,127,913	1,278,300	1,027,216	3,219,674	3,918,062	2,909,253
Virginia	1,344,746	1,481,824	1,865,695	246,536	306,349	288,988	1,098,210	1,175,475	1,576,707
Washington	79,529,728	88,160,948	93,816,597	60,567,574	67,749,521	72,770,884	18,962,154	20,411,427	21,045,713
West Virginia	256,564	218,295	252,836	62,017	72,955	79,290	194,547	145,340	173,547
Other States	116,910	48,906	41,021	102,447	40,014	32,143	14,463	8,892	8,878

Other States include Delaware, Maine, Utah, Wisconsin and any other suppressed (S) state data.

Table 5:
U.S. Apple Holdings:
Variety History
 (42-lb Bushels)

FEBRUARY 2023	TOTAL			FRESH			PROCESSING		
	2022/23	2021/22	5-YR AVERAGE	2022/23	2021/22	5-YR AVERAGE	2022/23	2021/22	5-YR AVERAGE
Total Varieties	103,070,698	111,146,221	115,539,858	71,919,885	77,569,230	82,284,398	31,150,813	33,576,991	33,255,460
Ambrosia	1,595,184	1,443,354	937,566	1,218,166	1,205,206	774,602	377,017	238,148	162,965
Braeburn	181,008	148,907	400,886	144,306	94,736	320,364	36,702	54,171	80,522
Cortland	341,469	335,400	364,195	143,431	113,105	166,299	198,038	222,295	197,896
Cosmic Crisp	6,095,391	3,637,660	994,389	4,695,391	2,917,660	798,199	1,400,000	720,000	196,190
Empire	1,134,508	861,017	1,057,480	753,692	622,522	806,350	380,816	238,495	251,131
Fuji	10,846,499	11,658,933	13,269,619	8,635,623	9,121,832	10,446,913	2,210,876	2,537,101	2,822,706
Gala	18,365,859	16,974,305	19,770,712	15,147,195	13,789,434	16,176,237	3,218,664	3,184,871	3,594,475
Golden Delicious	5,916,584	7,090,487	8,387,887	2,920,880	3,518,488	4,456,709	2,995,704	3,571,999	3,931,178
Granny Smith	9,969,885	14,517,256	13,817,057	7,673,694	11,049,298	10,574,380	2,296,191	3,467,958	3,242,678
Honeycrisp	11,838,901	13,627,427	12,283,725	6,591,178	7,899,830	7,477,078	5,247,723	5,727,597	4,806,647
Idared	1,404,161	1,549,955	1,766,984	110,269	54,749	105,739	1,293,891	1,495,206	1,661,245
Jonathan	177,691	189,940	177,901	61,281	43,809	62,871	116,409	146,131	115,030
McIntosh	1,467,916	1,514,515	1,596,482	762,202	963,546	1,106,856	705,714	550,969	489,626
Mutsu/Crispin	265,700	322,586	371,070	44,531	30,434	58,017	221,169	292,152	313,054
Newtown Pippin	78,923	99,288	80,390	34,098	35,640	26,141	44,825	63,648	54,248
Pink Lady/Cripps Pink	6,321,754	7,460,086	5,795,368	5,029,957	6,103,258	4,783,154	1,291,797	1,356,828	1,012,215
Red Delicious	14,121,560	17,115,879	22,961,191	11,396,542	13,823,928	18,909,932	2,725,018	3,291,951	4,051,259
Rome	2,180,556	2,502,761	2,858,792	184,190	145,210	194,344	1,996,367	2,357,551	2,664,447
Rome Sport	63,427	45,973	77,647	32,048	14,343	30,998	31,379	31,630	46,649
Spartan	132,768	137,262	108,612	129,710	118,988	101,813	3,058	18,274	6,798
Stayman	95,514	70,825	102,821	11,606	10,365	14,550	83,908	60,460	88,270
York	1,369,575	1,506,623	1,462,273	33,069	37,016	24,926	1,336,506	1,469,607	1,437,347
Other Varieties	9,105,865	8,335,782	6,896,812	6,166,824	5,855,833	4,867,928	2,939,040	2,479,949	2,028,884

Table 6: U.S. Apple Holdings: Total Detail (42-lb Bushels)

Other States include Delaware, Maine, Utah, Wisconsin and any other suppressed (S) state data.

FEBRUARY 2023	STORAGE TYPE	US	CA	CT	ID	IN	MD	MA	MI	NC	NH	NY	OH	OR	PA	VA	WA	WV	OTHER STATES
Ambrosia	Total	1,595,184	0	0	0	0	20	0	12,000	0	0	31,944	0	6,204	28,770	0	1,515,956	0	290
	CA	985,891	0	0	0	0	0	0	11,000	0	0	31,865	0	23	28,570	0	914,432	0	0
Braeburn	Total	181,008	0	0	0	0	0	1,079	0	0	0	10,814	215	0	2,003	230	166,667	0	0
	CA	94,036	0	0	0	0	0	1,079	0	0	0	10,374	43	0	1,132	230	81,178	0	0
Cortland	Total	341,469	0	2,044	0	0	3,720	3,028	0	0	17	295,181	172	0	8,201	8,965	0	2,157	17,983
	CA	176,458	0	98	0	0	3,720	0	0	0	0	154,026	65	0	431	8,965	0	2,157	6,996
Cosmic Crisp	Total	6,095,391	0	0	0	0	0	0	0	0	0	0	0	0	0	0	6,095,391	0	0
	CA	3,988,969	0	0	0	0	0	0	0	0	0	0	0	0	0	0	3,988,969	0	0
Empire	Total	1,134,508	6,687	1,704	0	0	0	311	270,000	7,820	264	825,900	237	0	15,065	2,603	0	3,236	681
	CA	874,022	6,687	694	0	0	0	0	205,000	7,820	0	645,449	194	0	5,575	2,603	0	0	0
Fuji	Total	10,846,499	3,775	598	0	0	13,150	131	708,000	7,476	0	395,396	430	149,668	470,128	17,597	9,075,707	4,314	128
	CA	8,275,559	3,775	298	0	0	786	0	616,000	3,505	0	298,926	215	145,663	282,351	11,498	6,910,384	2,157	0
Gala	Total	18,365,859	0	275	45,504	10,786	5,738	813	1,857,000	14,561	0	638,146	2,076	183,465	264,994	16,490	15,288,821	2,696	34,495
	CA	16,597,534	0	0	34,650	9,168	0	0	1,788,000	14,561	0	559,925	785	132,859	229,889	11,553	13,787,212	2,696	26,236
Golden Delicious	Total	5,916,584	69,567	368	9,000	0	87,263	0	799,000	122,699	205	428,595	6,390	3,275	892,338	351,514	3,131,429	14,021	922
	CA	4,543,475	69,567	0	9,000	0	81,218	0	699,000	81,589	0	307,385	4,497	0	552,456	318,031	2,406,710	14,021	0
Granny Smith	Total	9,969,885	0	506	12,258	1,079	88	0	0	2,749	0	168,989	1,797	42,247	116,416	10,180	9,604,161	0	9,416
	CA	8,079,486	0	446	0	0	0	0	0	0	0	144,226	775	41,096	66,302	2,733	7,814,493	0	9,416
Honeycrisp	Total	11,838,901	0	0	0	0	173	3,350	288,000	0	0	289,340	592	103,388	31,573	935	11,106,416	0	15,135
	CA	9,642,963	0	0	0	0	0	1,079	266,000	0	0	217,357	0	101,728	9,199	0	9,035,149	0	12,452
Idared	Total	1,404,161	0	3,620	0	0	30,720	0	584,000	0	0	670,493	323	0	57,133	57,872	0	0	0
	CA	1,057,873	0	3,458	0	0	30,720	0	452,000	0	0	513,618	226	0	23	57,828	0	0	0
Jonathan	Total	177,691	0	0	0	0	0	2,696	149,000	0	0	18,841	0	160	6,929	65	0	0	0
	CA	145,121	0	0	0	0	0	2,696	119,000	0	0	18,841	0	0	4,584	0	0	0	0
McIntosh	Total	1,467,916	0	9,895	0	0	0	16,176	466,000	1,079	631	951,835	624	0	4,526	1,695	0	0	15,455
	CA	989,217	0	6,196	0	0	0	12	417,000	1,079	0	547,756	172	0	744	1,659	0	0	14,599
Mutsu/ Crispin	Total	265,700	0	351	0	0	0	0	0	0	546	244,312	172	0	17,571	2,640	0	0	109
	CA	182,837	0	294	0	0	0	0	0	0	0	180,084	97	0	0	2,362	0	0	0
Newtown Pippin	Total	78,923	52,849	0	0	0	0	0	0	10,786	0	820	0	10,100	863	3,505	0	0	0
	CA	34,189	18,875	0	0	0	0	0	0	10,786	0	160	0	0	863	3,505	0	0	0
Pink Lady/ Cripps Pink	Total	6,321,754	0	2,870	23,616	0	9,057	1,079	40,000	22,379	0	66,702	0	53,839	34,861	64,664	5,972,798	29,660	229
	CA	3,413,814	0	2,020	0	0	308	1,079	37,000	15,639	0	47,153	0	53,747	16,377	57,534	3,153,296	29,660	0
Red Delicious	Total	14,121,560	0	651	46,854	8,628	84,204	1,945	1,348,000	5,393	68	607,989	1,732	212,262	392,985	189,631	11,162,857	38,559	19,802
	CA	12,309,810	0	200	46,854	0	63,617	18	1,224,000	5,393	0	457,985	1,302	192,171	237,129	107,738	9,915,991	38,559	18,854
Rome	Total	2,180,556	0	0	0	4,854	5,914	0	585,000	158,562	0	643,452	0	0	609,301	173,474	0	0	0
	CA	1,450,578	0	0	0	0	5,914	0	470,000	72,277	0	399,861	0	0	347,357	155,168	0	0	0
Rome Sport	Total	63,427	0	0	0	0	0	0	26,000	10,126	0	14,225	0	0	10,379	0	0	2,696	0
	CA	31,762	0	0	0	0	0	0	15,000	0	0	13,665	0	0	400	0	0	2,696	0
Spartan	Total	132,768	0	0	0	0	0	0	0	8,089	0	122,595	0	0	755	1,329	0	0	0
	CA	132,283	0	0	0	0	0	0	0	8,089	0	122,110	0	0	755	1,329	0	0	0
Stayman	Total	95,514	0	162	0	1,079	0	0	0	0	0	7,577	0	0	66,852	17,148	0	2,696	0
	CA	18,829	0	0	0	0	0	0	0	0	0	4,692	0	0	753	13,384	0	0	0
York	Total	1,369,575	0	0	0	0	1,350	0	0	6,471	0	42,811	0	0	1,007,435	193,561	0	117,946	0
	CA	1,010,611	0	0	0	0	1,350	0	0	6,471	0	42,811	0	0	664,053	178,518	0	117,407	0
Others	Total	9,105,865	0	6,681	0	0	36,758	4,348	1,287,000	1,618	665	759,435	4,833	15,000	308,507	230,649	6,409,524	38,581	2,266
	CA	6,919,862	0	892	0	0	25,002	0	1,091,000	0	0	414,322	2,530	0	35,112	178,922	5,133,501	38,581	0
Total Varieties	Total	103,070,698	132,879	29,723	137,232	26,425	278,155	34,955	8,419,000	379,806	2,396	7,235,392	19,593	779,608	4,347,587	1,344,746	79,529,728	256,564	116,910
	CA	80,955,177	98,904	14,596	90,504	9,168	212,635	5,962	7,410,000	227,208	0	5,132,592	10,900	667,287	2,484,056	1,113,561	63,141,317	247,935	88,553

Table 7: U.S. Apple Holdings: Fresh Detail (42-lb Bushels)

Other States include Delaware, Maine, Utah, Wisconsin and any other suppressed (S) state data.

FEBRUARY 2023	STORAGE TYPE	US	CA	CT	ID	IN	MD	MA	MI	NC	NH	NY	OH	OR	PA	VA	WA	WV	OTHER STATES
Ambrosia	Total	1,218,166	0	0	0	0	20	0	2,000	0	0	3,562	0	4,711	28,770	0	1,178,813	0	290
	CA	745,216	0	0	0	0	0	0	1,000	0	0	3,484	0	15	28,570	0	712,147	0	0
Braeburn	Total	144,306	0	0	0	0	0	1,079	0	0	0	6,642	215	0	1,132	0	135,238	0	0
	CA	73,278	0	0	0	0	0	1,079	0	0	0	6,202	43	0	1,132	0	64,822	0	0
Cortland	Total	143,431	0	2,044	0	0	0	3,028	0	0	17	119,772	172	0	1,451	0	0	2,157	14,789
	CA	94,044	0	98	0	0	0	0	0	0	0	84,296	65	0	431	0	0	2,157	6,996
Cosmic Crisp	Total	4,695,391	0	0	0	0	0	0	0	0	0	0	0	0	0	0	4,695,391	0	0
	CA	2,910,808	0	0	0	0	0	0	0	0	0	0	0	0	0	0	2,910,808	0	0
Empire	Total	753,692	755	1,704	0	0	0	311	31,000	5,932	230	700,108	237	0	7,807	1,691	0	3,236	681
	CA	649,509	755	694	0	0	0	0	24,000	5,932	0	610,668	194	0	5,575	1,691	0	0	0
Fuji	Total	8,635,623	0	598	0	0	12,364	131	686,000	6,668	0	336,156	430	100,010	309,057	13,583	7,166,184	4,314	128
	CA	6,656,189	0	298	0	0	0	0	603,000	2,696	0	271,421	215	96,005	282,311	8,034	5,390,051	2,157	0
Gala	Total	15,147,195	0	275	45,504	0	2,018	813	1,786,000	13,482	0	599,304	2,076	123,000	244,154	13,953	12,287,619	0	28,998
	CA	13,826,370	0	0	34,650	0	0	0	1,741,000	13,482	0	547,631	785	87,566	225,790	9,056	11,143,543	0	22,868
Golden Delicious	Total	2,920,880	48,535	368	9,000	0	6,045	0	251,000	4,439	171	43,813	6,390	3,275	149,655	36,260	2,347,619	14,021	290
	CA	2,272,355	48,535	0	9,000	0	0	0	237,000	1,079	0	38,288	4,497	0	123,487	15,742	1,780,706	14,021	0
Granny Smith	Total	7,673,694	0	506	12,258	1,079	88	0	0	2,749	0	111,064	1,797	28,237	33,419	6,823	7,467,971	0	7,704
	CA	6,323,053	0	446	0	0	0	0	0	0	0	99,688	775	27,086	31,624	5	6,155,726	0	7,704
Honeycrisp	Total	6,591,178	0	0	0	0	173	3,350	235,000	0	0	230,951	592	67,156	14,329	935	6,023,559	0	15,135
	CA	5,256,445	0	0	0	0	0	1,079	214,000	0	0	198,454	0	67,048	9,199	0	4,754,214	0	12,452
Idared	Total	110,269	0	337	0	0	0	0	63,000	0	0	46,543	323	0	23	44	0	0	0
	CA	90,644	0	175	0	0	0	0	52,000	0	0	38,220	226	0	23	0	0	0	0
Jonathan	Total	61,281	0	0	0	0	0	2,696	39,000	0	0	14,776	0	160	4,584	65	0	0	0
	CA	53,057	0	0	0	0	0	2,696	31,000	0	0	14,776	0	0	4,584	0	0	0	0
McIntosh	Total	762,202	0	9,895	0	0	0	16,176	157,000	809	631	557,578	624	0	3,998	36	0	0	15,455
	CA	521,321	0	6,196	0	0	0	12	153,000	809	0	345,789	172	0	744	0	0	0	14,599
Mutsu/ Crispin	Total	44,531	0	351	0	0	0	0	0	0	546	43,004	172	0	72	278	0	0	109
	CA	24,515	0	294	0	0	0	0	0	0	0	24,124	97	0	0	0	0	0	0
Newtown Pippin	Total	34,098	10,786	0	0	0	0	0	0	8,628	0	820	0	10,100	863	2,901	0	0	0
	CA	23,338	10,786	0	0	0	0	0	0	8,628	0	160	0	0	863	2,901	0	0	0
Pink Lady/ Cripps Pink	Total	5,029,957	0	2,870	23,616	0	9,057	1,079	38,000	17,525	0	64,173	0	35,516	26,735	54,550	4,756,608	0	229
	CA	2,607,433	0	2,020	0	0	308	1,079	35,000	10,786	0	44,824	0	35,424	16,097	49,427	2,412,470	0	0
Red Delicious	Total	11,396,542	0	651	46,854	8,628	64,616	1,945	1,048,000	4,314	68	443,466	430	141,903	254,413	107,760	9,224,762	32,357	16,374
	CA	10,112,016	0	200	46,854	0	44,029	18	968,000	4,314	0	367,953	0	126,658	222,622	48,274	8,235,311	32,357	15,426
Rome	Total	184,190	0	0	0	4,854	0	0	25,000	0	0	153,120	0	0	539	677	0	0	0
	CA	109,463	0	0	0	0	0	0	15,000	0	0	93,924	0	0	539	0	0	0	0
Rome Sport	Total	32,048	0	0	0	0	0	0	5,000	10,126	0	14,225	0	0	0	0	0	2,696	0
	CA	17,362	0	0	0	0	0	0	1,000	0	0	13,665	0	0	0	0	0	2,696	0
Spartan	Total	129,710	0	0	0	0	0	0	0	5,393	0	122,595	0	0	755	967	0	0	0
	CA	129,225	0	0	0	0	0	0	0	5,393	0	122,110	0	0	755	967	0	0	0
Stayman	Total	11,606	0	162	0	1,079	0	0	0	0	0	4,386	0	0	1,908	1,375	0	2,696	0
	CA	2,665	0	0	0	0	0	0	0	0	0	1,500	0	0	753	412	0	0	0
York	Total	33,069	0	0	0	0	0	0	0	6,471	0	23,728	0	0	2,157	173	0	539	0
	CA	32,447	0	0	0	0	0	0	0	6,471	0	23,728	0	0	2,157	91	0	0	0
Others	Total	6,166,824	0	6,678	0	0	35,528	3,348	366,000	1,618	597	400,593	4,833	15,000	42,090	4,465	5,283,810	0	2,266
	CA	4,864,419	0	892	0	0	23,772	0	289,000	0	0	329,858	2,530	0	26,338	0	4,192,029	0	0
Total Varieties	Total	71,919,885	60,076	26,437	137,232	15,639	129,909	33,955	4,732,000	88,155	2,259	4,040,376	18,291	529,068	1,127,913	246,536	60,567,574	62,017	102,447
	CA	57,395,172	60,076	11,313	90,504	0	68,109	5,962	4,364,000	59,590	0	3,280,761	9,598	439,802	983,597	136,600	47,751,827	53,389	80,045

Table 8: U.S. Apple Holdings: Processing Detail (42-lb Bushels)

Other States include Delaware, Maine, Utah, Wisconsin and any other suppressed (S) state data.

FEBRUARY 2023	STORAGE TYPE	US	CA	CT	ID	IN	MD	MA	MI	NC	NH	NY	OH	OR	PA	VA	WA	WV	OTHER STATES
Ambrosia	Total	377,017	0	0	0	0	0	0	10,000	0	0	28,381	0	1,493	0	0	337,143	0	(0)
	CA	240,675	0	0	0	0	0	0	10,000	0	0	28,381	0	8	0	0	202,286	0	0
Braeburn	Total	36,702	0	0	0	0	0	0	0	0	0	4,172	0	0	871	230	31,429	0	0
	CA	20,759	0	0	0	0	0	0	0	0	0	4,172	0	0	0	230	16,356	0	0
Cortland	Total	198,038	0	0	0	0	3,720	0	0	0	0	175,409	0	0	6,750	8,965	0	0	3,194
	CA	82,414	0	0	0	0	3,720	0	0	0	0	69,729	0	0	0	8,965	0	0	(0)
Cosmic Crisp	Total	1,400,000	0	0	0	0	0	0	0	0	0	0	0	0	0	0	1,400,000	0	0
	CA	1,078,161	0	0	0	0	0	0	0	0	0	0	0	0	0	0	1,078,161	0	0
Empire	Total	380,816	5,932	0	0	0	0	0	239,000	1,887	34	125,792	0	0	7,258	912	0	0	(0)
	CA	224,513	5,932	0	0	0	0	0	181,000	1,887	0	34,781	0	0	0	912	0	0	0
Fuji	Total	2,210,876	3,775	0	0	0	786	0	22,000	809	0	59,240	0	49,658	161,071	4,014	1,909,524	0	0
	CA	1,619,370	3,775	0	0	0	786	0	13,000	809	0	27,505	0	49,658	40	3,464	1,520,333	0	0
Gala	Total	3,218,664	0	0	0	10,786	3,720	0	71,000	1,079	0	38,842	0	60,465	20,841	2,537	3,001,202	2,696	5,497
	CA	2,771,163	0	0	0	9,168	0	0	47,000	1,079	0	12,294	0	45,293	4,099	2,497	2,643,670	2,696	3,368
Golden Delicious	Total	2,995,704	21,032	0	0	0	81,218	0	548,000	118,260	34	384,782	0	0	742,683	315,254	783,810	0	632
	CA	2,271,120	21,032	0	0	0	81,218	0	462,000	80,510	0	269,097	0	0	428,969	302,289	626,004	0	0
Granny Smith	Total	2,296,191	0	0	0	0	0	0	0	0	0	57,925	0	14,010	82,997	3,357	2,136,190	0	1,712
	CA	1,756,433	0	0	0	0	0	0	0	0	0	44,539	0	14,010	34,678	2,728	1,658,766	0	1,712
Honeycrisp	Total	5,247,723	0	0	0	0	0	0	53,000	0	0	58,390	0	36,232	17,244	0	5,082,857	0	0
	CA	4,386,518	0	0	0	0	0	0	52,000	0	0	18,903	0	34,680	0	0	4,280,935	0	0
Idared	Total	1,293,891	0	3,283	0	0	30,720	0	521,000	0	0	623,950	0	0	57,110	57,828	0	0	0
	CA	967,229	0	3,283	0	0	30,720	0	400,000	0	0	475,398	0	0	0	57,828	0	0	0
Jonathan	Total	116,409	0	0	0	0	0	0	110,000	0	0	4,064	0	0	2,345	0	0	0	0
	CA	92,064	0	0	0	0	0	0	88,000	0	0	4,064	0	0	0	0	0	0	0
McIntosh	Total	705,714	0	0	0	0	0	0	309,000	270	0	394,257	0	0	528	1,659	0	0	0
	CA	467,897	0	0	0	0	0	0	264,000	270	0	201,968	0	0	0	1,659	0	0	0
Mutsu/ Crispin	Total	221,169	0	0	0	0	0	0	0	0	0	201,308	0	0	17,499	2,362	0	0	(0)
	CA	158,322	0	0	0	0	0	0	0	0	0	155,960	0	0	0	2,362	0	0	0
Newtown Pippin	Total	44,825	42,064	0	0	0	0	0	0	2,157	0	0	0	0	0	604	0	0	0
	CA	10,850	8,089	0	0	0	0	0	0	2,157	0	0	0	0	0	604	0	0	0
Pink Lady/ Cripps Pink	Total	1,291,797	0	0	0	0	0	0	2,000	4,854	0	2,530	0	18,323	8,126	10,114	1,216,190	29,660	0
	CA	806,380	0	0	0	0	0	0	2,000	4,854	0	2,330	0	18,323	280	8,107	740,827	29,660	0
Red Delicious	Total	2,725,018	0	0	0	0	19,588	0	300,000	1,079	0	164,523	1,302	70,359	138,572	81,871	1,938,095	6,202	3,428
	CA	2,197,793	0	0	0	0	19,588	0	256,000	1,079	0	90,032	1,302	65,513	14,507	59,463	1,680,680	6,202	3,428
Rome	Total	1,996,367	0	0	0	0	5,914	0	560,000	158,562	0	490,333	0	0	608,762	172,796	0	0	0
	CA	1,341,115	0	0	0	0	5,914	0	455,000	72,277	0	305,937	0	0	346,818	155,168	0	0	0
Rome Sport	Total	31,379	0	0	0	0	0	0	21,000	0	0	0	0	0	10,379	0	0	0	0
	CA	14,400	0	0	0	0	0	0	14,000	0	0	0	0	0	400	0	0	0	0
Spartan	Total	3,058	0	0	0	0	0	0	0	2,696	0	0	0	0	0	361	0	0	0
	CA	3,058	0	0	0	0	0	0	0	2,696	0	0	0	0	0	361	0	0	0
Stayman	Total	83,908	0	0	0	0	0	0	0	0	0	3,192	0	0	64,944	15,772	0	0	0
	CA	16,164	0	0	0	0	0	0	0	0	0	3,192	0	0	0	12,972	0	0	0
York	Total	1,336,506	0	0	0	0	1,350	0	0	0	0	19,083	0	0	1,005,277	193,388	0	117,407	0
	CA	978,163	0	0	0	0	1,350	0	0	0	0	19,083	0	0	661,895	178,428	0	117,407	0
Others	Total	2,939,040	0	3	0	0	1,230	1,000	921,000	0	68	358,843	0	0	266,417	226,184	1,125,714	38,581	0
	CA	2,055,443	0	0	0	0	1,230	0	802,000	0	0	84,464	0	0	8,774	178,922	941,472	38,581	0
Total Varieties	Total	31,150,813	72,803	3,286	0	10,786	148,246	1,000	3,687,000	291,652	136	3,195,016	1,302	250,540	3,219,674	1,098,210	18,962,154	194,547	14,463
	CA	23,560,005	38,828	3,283	0	9,168	144,526	0	3,046,000	167,617	0	1,851,831	1,302	227,485	1,500,460	976,961	15,389,490	194,547	8,508

Table 9: U.S. Apple Movement: State Summary (42-lb Bushels)

JANUARY 2023	TOTAL		FRESH		PROCESSING	
	REGULAR	CONTROLLED ATMOSPHERE	REGULAR	CONTROLLED ATMOSPHERE	REGULAR	CONTROLLED ATMOSPHERE
United States	(4,218,462)	(13,479,471)	(2,376,978)	(9,923,411)	(1,841,484)	(3,556,059)
California	(5,872)	(17,094)	0	(10,383)	(5,872)	(6,711)
Connecticut	7,245	(16,440)	7,381	(16,440)	(136)	0
Idaho	(6,968)	(22,296)	(6,968)	(22,296)	0	0
Indiana	(7,774)	(1,585)	(7,495)	0	(280)	(1,585)
Maryland	(16,380)	(23,039)	(20,100)	(22,959)	3,720	(80)
Massachusetts	(4,320)	(1,030)	(4,820)	(1,030)	500	0
Michigan	(502,000)	(1,076,000)	(219,000)	(777,000)	(283,000)	(299,000)
North Carolina	(26,375)	(20,179)	(4,937)	(10,299)	(21,438)	(9,879)
New Hampshire	(414)	0	(391)	0	(24)	0
New York	(481,907)	(1,068,743)	(230,046)	(800,190)	(251,861)	(268,553)
Ohio	(1,502)	(1,884)	(1,502)	(1,659)	0	(225)
Oregon	40,205	(969,227)	77,105	(869,409)	(36,900)	(99,818)
Pennsylvania	(560,054)	(227,095)	(79,258)	(180,693)	(480,796)	(46,402)
Virginia	(153,451)	(51,566)	(25,317)	(28,249)	(128,134)	(23,317)
Washington	(2,491,821)	(9,949,707)	(1,855,709)	(7,144,470)	(636,111)	(2,805,237)
West Virginia	(1,491)	383	(1,491)	(9,228)	(0)	9,610
Other States	(5,583)	(33,970)	(4,430)	(29,106)	(1,153)	(4,864)

Other States include Delaware, Maine, Utah, Wisconsin and any other suppressed (S) state data.

Table 10: U.S. Apple Movement: Variety Summary (42-lb Bushels)

JANUARY 2023	TOTAL		FRESH		PROCESSING	
	REGULAR	CONTROLLED ATMOSPHERE	REGULAR	CONTROLLED ATMOSPHERE	REGULAR	CONTROLLED ATMOSPHERE
Total Varieties	(4,218,462)	(13,479,471)	(2,376,978)	(9,923,411)	(1,841,484)	(3,556,059)
Ambrosia	(76,060)	(158,522)	(66,857)	(141,741)	(9,203)	(16,781)
Braeburn	(25,325)	(33,999)	(22,569)	(20,265)	(2,756)	(13,735)
Cortland	(26,517)	(48,536)	(8,875)	(35,152)	(17,642)	(13,384)
Cosmic Crisp	(207,784)	(407,433)	(169,908)	(280,547)	(37,876)	(126,886)
Empire	(50,194)	(320,623)	(27,363)	(183,522)	(22,831)	(137,101)
Fuji	(565,572)	(1,453,655)	(473,698)	(1,126,213)	(91,874)	(327,441)
Gala	(214,006)	(2,619,262)	(174,055)	(2,255,604)	(39,951)	(363,659)
Golden Delicious	(305,976)	(803,358)	(115,466)	(404,237)	(190,510)	(399,121)
Granny Smith	(264,653)	(1,365,513)	(202,039)	(1,116,312)	(62,615)	(249,200)
Honeycrisp	(450,283)	(2,231,541)	(228,432)	(1,296,358)	(221,851)	(935,182)
Idared	(46,119)	(45,918)	(23,163)	3,993	(22,957)	(49,911)
Jonathan	(25,964)	(6,515)	61	(3,812)	(26,025)	(2,702)
McIntosh	(92,546)	(191,460)	(50,849)	(162,883)	(41,697)	(28,577)
Mutsu/Crispin	(16,038)	(20,898)	(5,017)	(3,237)	(11,021)	(17,661)
Newtown Pippin	(5,112)	(5,721)	10,760	(3,846)	(15,872)	(1,875)
Pink Lady/Cripps Pink	(342,689)	(470,409)	(260,461)	(341,322)	(82,228)	(129,087)
Red Delicious	(374,487)	(1,344,994)	(193,765)	(1,178,826)	(180,722)	(166,168)
Rome	(48,567)	(95,368)	(3,397)	(93)	(45,170)	(95,275)
Rome Sport	(13,515)	(2,550)	(1,750)	(550)	(11,765)	(2,000)
Spartan	(5,084)	(1,605)	(5,084)	(1,076)	0	(528)
Stayman	(7,879)	(4,379)	(2,415)	(1,586)	(5,464)	(2,794)
York	(217,324)	(60,778)	(107)	(5,608)	(217,216)	(55,169)
Other Varieties	(830,018)	(1,786,434)	(352,529)	(1,364,612)	(477,489)	(421,822)

Table 11:
U.S. Apple Movement:
State History
(42-lb Bushels)

JANUARY 2023	TOTAL			FRESH			PROCESSING		
	2022/23	2021/22	5-YR AVERAGE	2022/23	2021/22	5-YR AVERAGE	2022/23	2021/22	5-YR AVERAGE
United States	(17,697,933)	(15,368,576)	(19,775,407)	(12,300,390)	(10,278,112)	(13,977,513)	(5,397,544)	(5,090,464)	(5,797,895)
California	(22,966)	(29,499)	(57,008)	(10,383)	(15,243)	(32,758)	(12,583)	(14,256)	(24,250)
Connecticut	(9,195)	(13,960)	(11,261)	(9,059)	(13,903)	(9,091)	(136)	(57)	(2,169)
Idaho	(29,264)	(41,796)	(62,139)	(29,264)	(41,796)	(47,039)	0	0	(15,100)
Indiana	(9,359)	(4,483)	(7,265)	(7,495)	(2,653)	(5,039)	(1,864)	(1,830)	(2,226)
Maryland	(39,419)	(66,329)	(119,504)	(43,059)	(71,505)	(120,715)	3,640	5,176	1,210
Massachusetts	(5,350)	(6,634)	(13,305)	(5,850)	(6,829)	(12,066)	500	195	(1,239)
Michigan	(1,578,000)	(1,386,000)	(1,479,400)	(996,000)	(833,000)	(855,800)	(582,000)	(553,000)	(623,600)
North Carolina	(46,553)	(204,582)	(47,990)	(15,236)	(10,379)	(20,563)	(31,317)	(194,203)	(27,428)
New Hampshire	(414)	(3,721)	(7,476)	(391)	(3,741)	(7,170)	(24)	20	(306)
New York	(1,550,650)	(1,322,777)	(1,619,225)	(1,030,236)	(780,679)	(1,114,433)	(520,414)	(542,098)	(504,792)
Ohio	(3,386)	(16,065)	(12,995)	(3,161)	(14,635)	(13,282)	(225)	(1,430)	288
Oregon	(929,022)	(61,890)	(75,754)	(792,304)	(39,744)	(55,547)	(136,718)	(22,146)	(20,207)
Pennsylvania	(787,149)	(786,850)	(687,381)	(259,951)	(266,087)	(253,223)	(527,198)	(520,763)	(434,158)
Virginia	(205,016)	(147,406)	(236,787)	(53,566)	(81,996)	(59,729)	(151,450)	(65,410)	(177,058)
Washington	(12,441,528)	(11,160,956)	(15,255,892)	(9,000,180)	(8,057,146)	(11,332,844)	(3,441,348)	(3,103,810)	(3,923,048)
West Virginia	(1,109)	(81,087)	(50,477)	(10,719)	(10,515)	(12,286)	9,610	(70,572)	(38,191)
Other States	(39,553)	(34,541)	(31,548)	(33,535)	(28,261)	(25,928)	(6,017)	(6,280)	(5,621)

Other States include Delaware, Maine, Utah, Wisconsin and any other suppressed (S) state data.

Table 12:
U.S. Apple Movement:
Variety History
(42-lb Bushels)

JANUARY 2023	TOTAL			FRESH			PROCESSING		
	2022/23	2021/22	5-YR AVERAGE	2022/23	2021/22	5-YR AVERAGE	2022/23	2021/22	5-YR AVERAGE
Total Varieties	(17,697,933)	(15,368,576)	(19,775,407)	(12,300,390)	(10,278,112)	(13,977,513)	(5,397,544)	(5,090,464)	(5,797,895)
Ambrosia	(234,582)	(169,978)	(140,786)	(208,598)	(134,688)	(110,717)	(25,984)	(35,290)	(30,069)
Braeburn	(59,324)	(33,139)	(42,834)	(42,834)	(27,132)	(126,222)	(16,490)	(6,007)	(26,851)
Cortland	(75,053)	(63,762)	(108,342)	(44,027)	(37,188)	(46,335)	(31,026)	(26,574)	(62,007)
Cosmic Crisp	(615,217)	(177,578)	(121,099)	(450,456)	(169,959)	(104,337)	(164,762)	(7,619)	(16,762)
Empire	(370,817)	(158,776)	(321,891)	(210,885)	(113,392)	(250,071)	(159,931)	(45,384)	(71,820)
Fuji	(2,019,227)	(1,820,838)	(2,367,673)	(1,599,911)	(1,496,914)	(1,870,908)	(419,316)	(323,924)	(496,764)
Gala	(2,833,268)	(3,019,428)	(3,960,073)	(2,429,658)	(2,561,409)	(3,085,770)	(403,610)	(458,019)	(874,303)
Golden Delicious	(1,109,334)	(1,114,663)	(1,316,678)	(519,704)	(610,564)	(693,579)	(589,631)	(504,099)	(623,098)
Granny Smith	(1,630,166)	(1,342,969)	(1,736,238)	(1,318,351)	(1,041,723)	(1,360,946)	(311,815)	(301,246)	(375,292)
Honeycrisp	(2,681,824)	(2,230,530)	(2,593,104)	(1,524,791)	(910,053)	(1,482,835)	(1,157,033)	(1,320,477)	(1,110,269)
Idared	(92,038)	(208,087)	(301,068)	(19,169)	(3,547)	(20,328)	(72,868)	(204,540)	(280,741)
Jonathan	(32,478)	(3,557)	(46,590)	(3,751)	(871)	(28,174)	(28,727)	(2,686)	(18,416)
McIntosh	(284,006)	(223,604)	(350,658)	(213,732)	(157,031)	(259,486)	(70,274)	(66,573)	(91,172)
Mutsu/Crispin	(36,936)	(33,348)	(42,240)	(8,254)	(3,207)	(5,877)	(28,682)	(30,141)	(36,363)
Newtown Pippin	(10,833)	(13,295)	(14,901)	6,914	(5,138)	(6,335)	(17,747)	(8,157)	(8,566)
Pink Lady/Cripps Pink	(813,098)	(562,607)	(768,227)	(601,784)	(438,206)	(558,042)	(211,314)	(124,401)	(210,185)
Red Delicious	(1,719,481)	(1,916,083)	(3,196,380)	(1,372,591)	(1,492,531)	(2,707,553)	(346,890)	(423,552)	(488,827)
Rome	(143,935)	(391,413)	(251,408)	(3,490)	(15,303)	(26,157)	(140,445)	(376,110)	(225,250)
Rome Sport	(16,065)	(4,539)	(38,357)	(2,300)	(3,850)	(17,818)	(13,765)	(689)	(20,538)
Spartan	(6,689)	(21,939)	(15,981)	(6,160)	(25,098)	(15,907)	(528)	3,159	(75)
Stayman	(12,259)	(16,327)	(24,178)	(4,001)	(2,606)	(7,686)	(8,258)	(13,721)	(16,492)
York	(278,101)	(294,244)	(278,560)	(5,716)	(5,334)	(11,633)	(272,386)	(288,910)	(266,928)
Other Varieties	(2,616,452)	(1,547,872)	(1,627,903)	(1,717,141)	(1,022,368)	(1,180,797)	(899,311)	(525,504)	(447,106)

Table 13: U.S. Apple Performance: Variety Detail

FEBRUARY 2023/ JANUARY 2023	FRESH						PROCESSING					
	REMAINING HOLDINGS			MOVEMENT RATE			REMAINING HOLDINGS			MOVEMENT RATE		
	2022/23	2021/22	5-YR AVERAGE	2022/23	2021/22	5-YR AVERAGE	2022/23	2021/22	5-YR AVERAGE	2022/23	2021/22	5-YR AVERAGE
Total Varieties	70%	71%	68%	15%	12%	15%	76%	73%	75%	15%	13%	15%
Ambrosia	73%	71%	68%	15%	10%	13%	104%	72%	62%	6%	13%	16%
Braeburn	70%	43%	53%	23%	22%	28%	65%	64%	61%	31%	10%	25%
Cortland	58%	56%	53%	23%	25%	22%	72%	64%	51%	14%	11%	24%
Cosmic Crisp	89%	84%	74%	9%	6%	12%	95%	76%	67%	11%	1%	8%
Empire	60%	68%	60%	22%	15%	24%	58%	64%	51%	30%	16%	22%
Fuji	68%	67%	68%	16%	14%	15%	76%	72%	75%	16%	11%	15%
Gala	70%	65%	64%	14%	16%	16%	74%	66%	66%	11%	13%	20%
Golden Delicious	67%	70%	68%	15%	15%	13%	67%	71%	74%	16%	12%	14%
Granny Smith	70%	72%	72%	15%	9%	11%	77%	81%	83%	12%	8%	10%
Honeycrisp	61%	68%	59%	19%	10%	17%	68%	61%	70%	18%	19%	19%
Idared	48%	89%	74%	15%	6%	16%	84%	93%	91%	5%	12%	14%
Jonathan	58%	67%	41%	6%	2%	31%	51%	73%	60%	20%	2%	14%
McIntosh	67%	95%	61%	22%	14%	19%	76%	77%	70%	9%	11%	16%
Mutsu/Crispin	72%	86%	72%	16%	10%	9%	76%	83%	87%	11%	9%	10%
Newtown Pippin	79%	70%	52%	-25%	13%	20%	68%	73%	63%	28%	11%	14%
Pink Lady/Cripps Pink	94%	82%	79%	11%	7%	10%	88%	107%	89%	14%	8%	17%
Red Delicious	74%	75%	73%	11%	10%	13%	92%	85%	81%	11%	11%	11%
Rome	93%	88%	55%	2%	10%	12%	94%	88%	95%	7%	14%	8%
Rome Sport	92%	57%	52%	7%	21%	37%	109%	80%	57%	30%	2%	31%
Spartan	86%	108%	83%	5%	17%	14%	71%	357%	123%	15%	-21%	1%
Stayman	63%	44%	46%	26%	20%	35%	100%	70%	71%	9%	18%	16%
York	71%	70%	56%	15%	13%	32%	103%	103%	83%	17%	16%	16%
Other Varieties	57%	68%	61%	22%	15%	20%	62%	58%	62%	23%	17%	18%

Note: Remaining Holdings is a cumulative metric for the current month while Movement Rate is a monthly snapshot for the previous month. The first will tell users if they are ahead or behind total disposition compared to the same time last year/five-year average. The second will tell users if last month's disposition was faster or slower than the disposition in the same month the previous year/five-year average.

Figure 1: U.S. Fresh Apple Exports

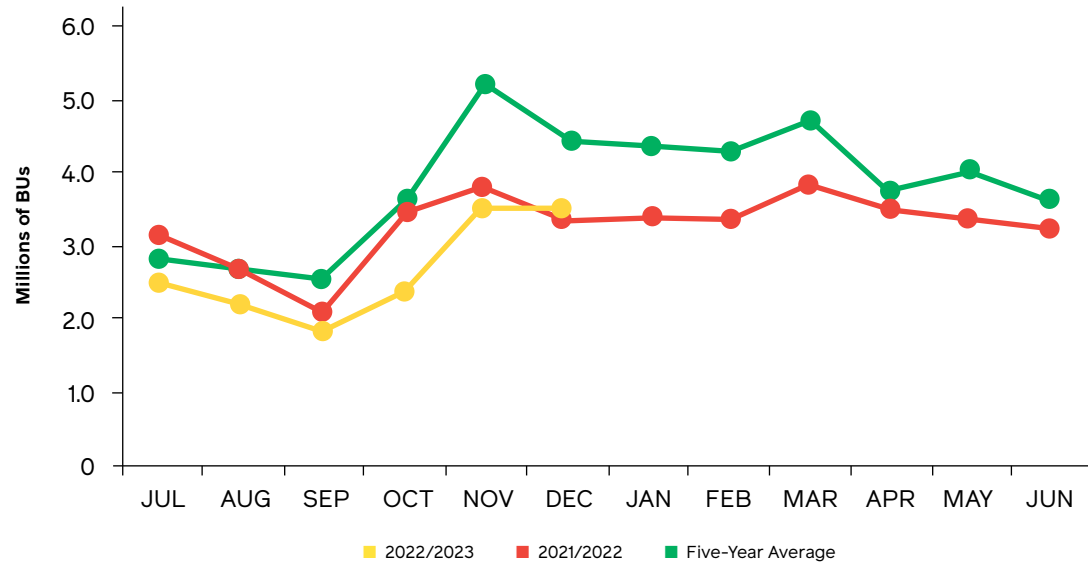


Figure 2: U.S. Fresh Apple Imports

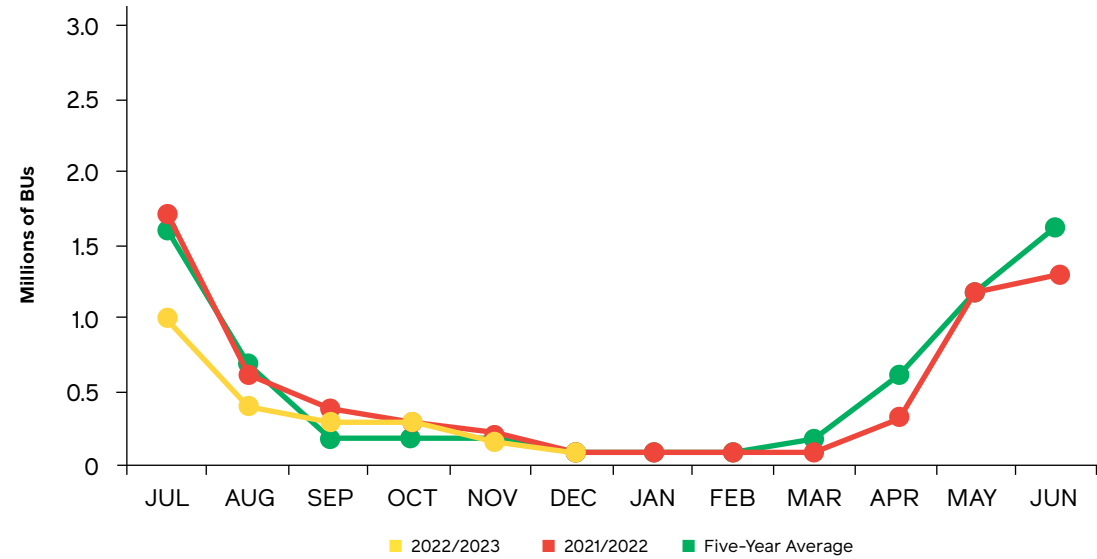


Figure 3: U.S. Fresh Apple Net Trade: Crop YTD

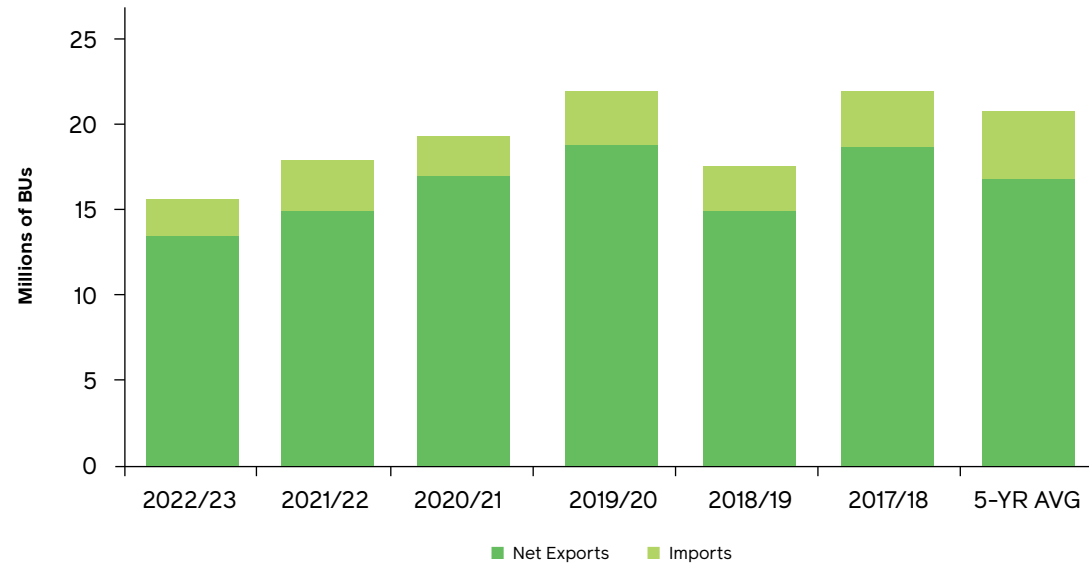
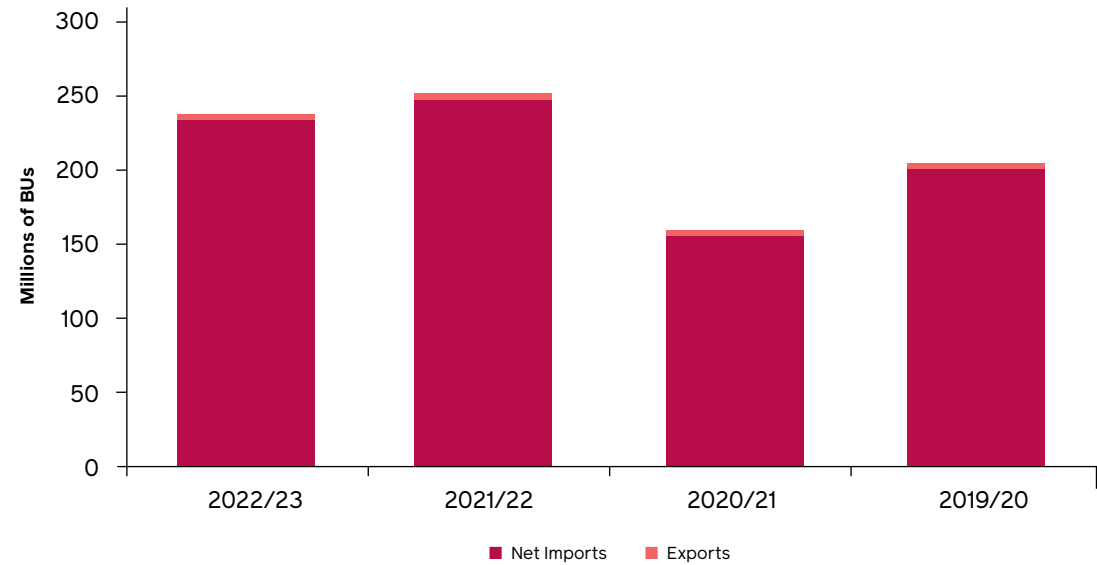


Figure 4: U.S. Apple Juice Concentrate Net Trade: Crop YTD



Sources: USDA, Foreign Agricultural Service, USApple
 Notes: Five-year average does not include current crop year (July-June). Trade data lags by two months.

Table 14: European Apple Holdings: Country Summary

JANUARY 2023	2022/23	2021/22	5-YR AVERAGE	MOVEMENT (PRIOR MO.)
Total Europe	212,674,706	225,899,679	208,469,992	22,507,757
Austria	5,839,337	4,713,756	4,447,388	542,367
Belgium	4,275,695	6,602,518	5,015,300	2,008,463
Czech Republic	2,784,750	2,319,260	2,229,826	617,556
Denmark	445,648	456,409	416,873	104,929
France	29,374,724	31,500,450	31,218,354	4,077,970
Germany	18,054,263	16,480,794	15,407,197	2,268,449
Italy	60,913,173	62,915,513	60,749,697	8,699,389
Poland	66,086,109	72,542,496	62,012,811	8,451,043
Spain	8,433,282	12,189,616	11,093,684	1,192,188
Switzerland	2,835,509	3,049,199	2,831,404	362,503
The Netherlands	6,869,543	7,717,272	7,615,600	945,572
United Kingdom	6,762,672	5,412,395	5,431,858	N/A

Source: The World Apple and Pear Association

Note: Data reported in 42-pound bushels. The difference between the 2021/22 country and variety totals are holdings in Slovakia.

DISCLAIMER

While efforts have been made to ensure the accuracy and reliability of the information contained in this report, all information in this report is provided by the U.S. Apple Association (USApple) "as-is" with no guarantee of completeness, accuracy or timeliness and without warranty of any kind expressed or implied by USApple. Use of such information is voluntary, and reliance on it should only be undertaken after an independent review of its accuracy, completeness and applicability.

© 2023 U.S. Apple Association. Reproduction in whole or in part of the material contained herein is prohibited without prior permission from USApple.

For more information, contact the author of this report, Christopher Gerlach, Director, Industry Analytics at USApple: 7600 Leesburg Pike, Suite 400 East | Falls Church, VA 22043 | 703.442.8850 | usapple.org

Table 15: European Apple Holdings: Variety Summary

JANUARY 2023	2022/23	2021/22	5-YR AVERAGE	MOVEMENT (PRIOR MO.)
Total Varieties	212,674,706	226,320,212	208,554,098	22,507,757
Annurca	524,910	524,910	551,155	787,364
Boskoop	936,667	1,162,110	753,023	378,249
Braeburn	6,886,223	6,805,152	7,023,200	(512,878)
Bramley	1,678,241	1,204,090	1,747,571	(1,678,241)
Cameo	273,320	222,089	144,424	(273,320)
Cortland	-	-	-	0
Cox Orange	267,389	139,206	225,522	(243,978)
Cripps Pink	11,428,974	8,873,537	9,100,002	1,451,974
Elstar	7,608,849	6,708,787	6,168,982	1,160,325
Fuji	7,354,315	7,951,709	7,959,366	989,711
Gala	22,561,747	26,684,880	22,151,094	2,812,341
Gloster	1,542,604	2,900,073	3,946,535	54,486
Golden Delicious	44,372,657	55,545,969	51,451,709	5,744,530
Granny Smith	9,485,629	8,185,929	8,851,660	1,093,204
Holsteiner Cox	108,971	51,809	60,827	34,644
Idared	11,754,855	14,554,974	12,802,539	1,250,860
Jonagold	9,482,613	12,364,211	10,748,175	2,391,046
Jonagored	1,927,194	2,686,302	2,931,656	292,068
Jonathan	-	-	-	0
Lobo	-	-	-	0
Morgendurf/imperat	657,372	777,842	936,063	163,572
Pinova	5,000,827	4,385,246	3,268,260	340,767
Red Delicious	11,000,668	9,702,605	9,477,037	1,659,287
Red Jonaprince	16,076,086	13,054,138	8,330,884	1,581,995
Reinette	1,907,154	1,721,388	1,604,312	291,067
Shampion	5,343,789	6,478,171	7,584,481	1,099,685
Stayman	-	-	74,350	0
Spartan	525	105	9,469	1,260
Other Varieties	34,493,127	33,634,982	30,651,803	1,637,740

Source: The World Apple and Pear Association

Note: Data reported in 42-pound bushels.