

June 1 U.S. Holdings

Sponsored by
Pace
International^{LLC}

32.1 Million Fresh-Market Holdings

UP 15.9%
YOY

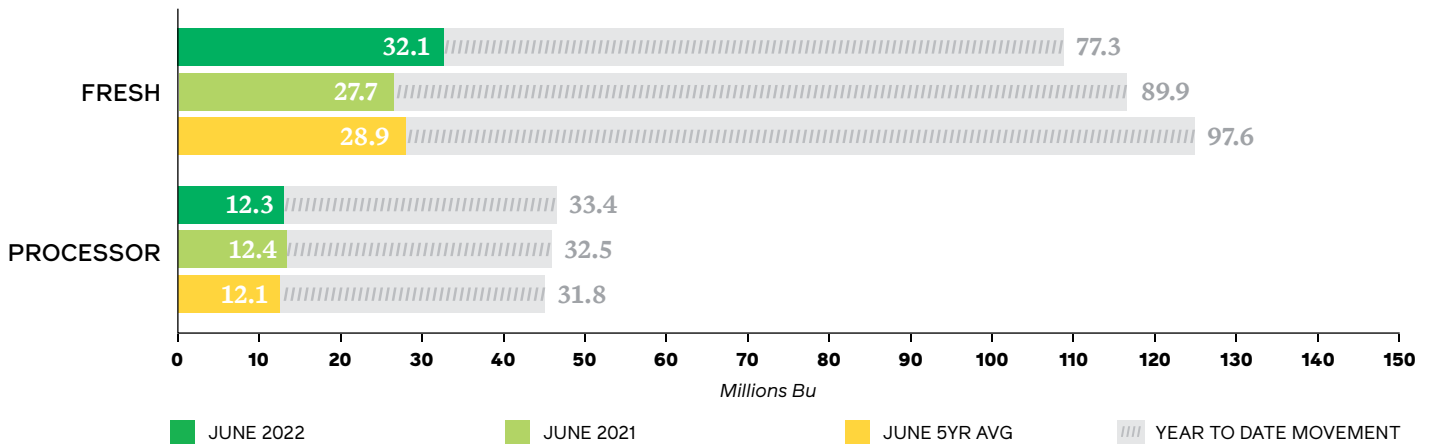
U.S. fresh apple holdings on June 1, 2022 totaled 32.1 million bushels, 15.9 percent more than the inventories reported last June and 11.1 percent more than the June five-year average.

12.3 Million Processing Apple Holdings

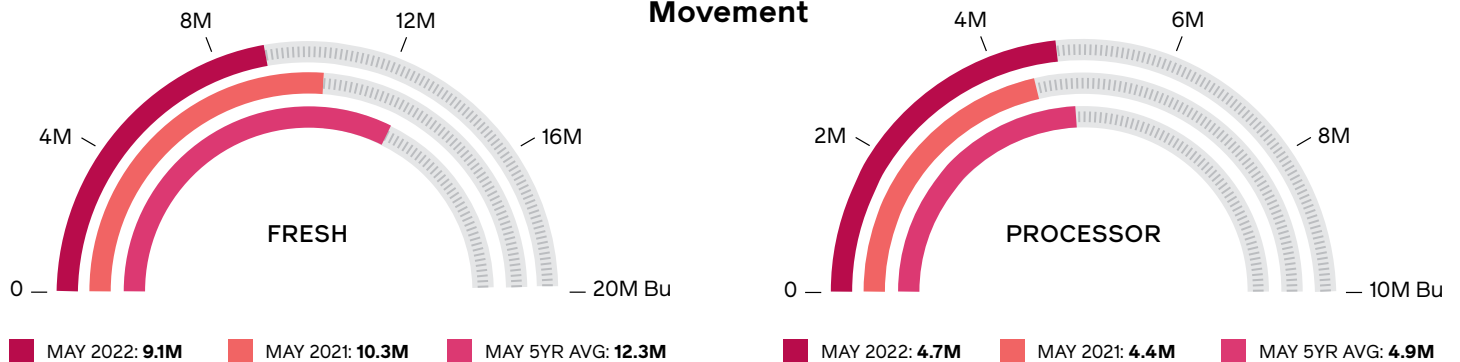
DOWN
1% YOY

U.S. processing apple holdings on June 1, 2022 totaled 12.3 million bushels, 1 percent less than the inventories reported last June and 1.6 percent more than the June five-year average.

Holdings



Movement



Tables & Figures

TABLES

Table 1:	USAppleTracker Summary.....	2
Table 2:	U.S. Apple Holdings: State Summary.....	3
Table 3:	U.S. Apple Holdings: Variety Summary.....	3
Table 4:	U.S. Apple Holdings: State History.....	4
Table 5:	U.S. Apple Holdings: Variety History.....	4
Table 6:	U.S. Apple Holdings: Total Detail.....	5
Table 7:	U.S. Apple Holdings: Fresh Detail.....	6
Table 8:	U.S. Apple Holdings: Processing Detail.....	7
Table 9:	U.S. Apple Movement: State Summary.....	8
Table 10:	U.S. Apple Movement: Variety Summary.....	8
Table 11:	U.S. Apple Movement: State History.....	9
Table 12:	U.S. Apple Movement: Variety History.....	9
Table 13:	U.S. Apple Performance: Variety Detail.....	10
Table 14:	European Apple Holdings: Country Summary.....	12
Table 15:	European Apple Holdings: Variety Summary.....	12

FIGURES

Figure 1:	U.S. Fresh Apple Exports.....	11
Figure 2:	U.S. Fresh Apple Imports.....	11
Figure 3:	U.S. Fresh Apple Net Trade: Crop YTD.....	11
Figure 4:	U.S. Apple Juice Concentrate Net Trade: Crop YTD.....	11

Table 1:
USAppleTracker
Summary
 (Millions of 42-lb Bushels)

JUNE 2022		2021/22	2020/21	5-YR AVERAGE
Total Holdings		44.4	40.1	41.0
By Use	Fresh	32.1	27.7	28.9
	Processing	12.3	12.4	12.1
By Storage Type	Regular	10.4	7.5	6.8
	CA	34.0	32.6	34.2
Total Movement (prior month)		(13.8)	(14.7)	(17.2)
By Use	Fresh	(9.1)	(10.3)	(12.3)
	Processing	(4.7)	(4.4)	(4.9)
By Storage Type	Regular	(2.3)	(3.1)	(2.4)
	CA	(11.5)	(11.6)	(14.7)

Table 2: U.S. Apple Holdings: State Summary (42-lb Bushels)

JUNE 2022	TOTAL		FRESH		PROCESSING	
	REGULAR	CONTROLLED ATMOSPHERE	REGULAR	CONTROLLED ATMOSPHERE	REGULAR	CONTROLLED ATMOSPHERE
United States	10,386,684	34,005,227	7,476,741	24,623,189	2,909,943	9,382,038
California	21,380	61,049	3,521	39,073	17,859	21,976
Connecticut	2,762	8,843	2,762	1,261	0	7,582
Idaho	0	0	0	0	0	0
Indiana	8,178	4,344	7,411	0	767	4,344
Maryland	15,406	114,010	14,992	88	414	113,922
Massachusetts	7,922	2,811	7,922	2,811	0	0
Michigan	0	1,062,000	0	72,000	0	990,000
North Carolina	59,542	35,520	767	28,237	58,775	7,283
New Hampshire	960	0	940	0	20	0
New York	1,058,439	1,788,612	244,575	830,095	813,864	958,517
Ohio	0	44,887	0	40,892	0	3,995
Oregon	957,916	163,740	949,746	122,805	8,170	40,935
Pennsylvania	462,884	904,721	30,397	191,484	432,487	713,237
Virginia	177,320	334,951	49,365	41,439	127,955	293,512
Washington	7,609,886	29,436,169	6,160,254	23,227,706	1,449,632	6,208,463
West Virginia	4,089	43,570	4,089	25,298	0	18,272
Other States	0	0	0	0	0	0

Other States include Delaware, Maine, Utah, Wisconsin and any other suppressed (S) state data.

Table 3: U.S. Apple Holdings: Variety Summary (42-lb Bushels)

JUNE 2022	TOTAL		FRESH		PROCESSING	
	REGULAR	CONTROLLED ATMOSPHERE	REGULAR	CONTROLLED ATMOSPHERE	REGULAR	CONTROLLED ATMOSPHERE
Total Varieties	10,386,684	34,005,227	7,476,741	24,623,189	2,909,943	9,382,038
Ambrosia	269,020	408,893	225,521	330,301	43,499	78,592
Braeburn	2,975	14,226	2,975	6,700	0	7,526
Cortland	50,351	48,403	15,293	8,883	35,058	39,520
Cosmic Crisp	645,034	1,170,203	568,187	912,765	76,847	257,438
Empire	82,098	78,204	35,550	48,574	46,548	29,630
Fuji	1,043,415	2,926,112	851,120	2,201,265	192,295	724,847
Gala	779,162	4,319,382	680,156	3,532,111	99,006	787,271
Golden Delicious	732,671	1,815,928	306,105	988,725	426,566	827,203
Granny Smith	1,483,431	5,726,722	1,136,494	4,580,922	346,937	1,145,800
Honeycrisp	1,216,665	4,551,381	910,528	3,013,761	306,137	1,537,620
Idared	187,938	469,995	715	32,581	187,223	437,414
Jonathan	31	107,695	31	11,769	0	95,926
McIntosh	190,237	275,737	101,096	125,452	89,141	150,285
Mutsu/Crispin	29,044	121,544	992	12,428	28,052	109,116
Newtown Pippin	16,099	20,520	0	14,357	16,099	6,163
Pink Lady/Cripps Pink	1,566,289	1,741,629	1,356,662	1,388,613	209,627	353,016
Red Delicious	1,197,394	7,449,379	930,515	5,997,649	266,879	1,451,730
Rome	312,683	681,766	10,909	85,444	301,774	596,322
Rome Sport	236	5,059	0	2,059	236	3,000
Spartan	5,230	61,909	5,230	60,460	0	1,449
Stayman	6,961	6,342	2,650	195	4,311	6,147
York	71,800	375,396	295	14,608	71,505	360,788
Other Varieties	497,920	1,628,802	335,717	1,253,567	162,203	375,235

Table 4:
U.S. Apple Holdings:
State History
 (42-lb Bushels)

JUNE 2022	TOTAL			FRESH			PROCESSING		
	2021/22	2020/21	5-YR AVERAGE	2021/22	2020/21	5-YR AVERAGE	2021/22	2020/21	5-YR AVERAGE
United States	44,391,911	40,113,674	40,994,853	32,099,930	27,701,687	28,891,169	12,291,981	12,411,987	12,103,684
California	82,429	78,226	48,927	42,594	39,619	25,121	39,835	38,607	23,806
Connecticut	11,605	5,218	2,217	4,023	5,183	2,210	7,582	35	7
Idaho	0	0	5,137	0	0	0	0	0	5,137
Indiana	12,522	12,696	6,592	7,411	7,514	3,901	5,111	5,182	2,691
Maryland	129,416	15,496	17,958	15,080	10,169	16,892	114,336	5,327	1,065
Massachusetts	10,733	10,902	8,054	10,733	10,902	8,054	0	0	0
Michigan	1,062,000	622,000	956,000	72,000	89,000	243,000	990,000	533,000	713,000
North Carolina	95,062	36,794	100,946	29,004	29,409	15,270	66,058	7,385	85,677
New Hampshire	960	0	0	940	0	0	20	0	0
New York	2,847,051	3,122,002	2,881,944	1,074,670	995,573	873,681	1,772,381	2,126,429	2,008,262
Ohio	44,887	0	0	40,892	0	0	3,995	0	0
Oregon	1,121,656	336,018	261,226	1,072,551	279,592	219,909	49,105	56,426	41,318
Pennsylvania	1,367,605	1,106,423	1,030,366	221,881	46,241	173,944	1,145,724	1,060,182	856,422
Virginia	512,271	743,519	785,431	90,804	99,257	69,734	421,467	644,262	715,697
Washington	37,046,055	33,921,334	34,804,048	29,387,960	26,059,430	27,209,953	7,658,095	7,861,904	7,594,095
West Virginia	47,659	103,046	86,006	29,387	29,798	29,500	18,272	73,248	56,507
Other States	0	0	0	0	0	0	0	0	0

Other States include Delaware, Maine, Utah, Wisconsin and any other suppressed (S) state data.

Table 5:
U.S. Apple Holdings:
Variety History
 (42-lb Bushels)

JUNE 2022	TOTAL			FRESH			PROCESSING		
	2021/22	2020/21	5-YR AVERAGE	2021/22	2020/21	5-YR AVERAGE	2021/22	2020/21	5-YR AVERAGE
Total Varieties	44,391,911	40,113,674	40,994,853	32,099,930	27,701,687	28,891,169	12,291,981	12,411,987	12,103,684
Ambrosia	677,913	494,589	303,324	555,822	410,476	252,381	122,091	84,113	50,943
Braeburn	17,201	58,656	64,931	9,675	44,450	37,126	7,526	20,481	21,530
Cortland	98,754	47,290	40,271	24,176	41,478	28,743	74,578	5,812	11,527
Cosmic Crisp	1,815,237	196,191	39,238	1,480,952	165,715	33,143	334,285	30,476	6,095
Empire	160,302	147,824	391,180	84,124	123,647	310,107	76,178	24,177	81,073
Fuji	3,969,527	5,200,273	4,871,984	3,052,385	4,020,544	3,774,730	917,142	1,179,729	1,097,253
Gala	5,098,544	5,882,254	6,157,453	4,212,267	4,877,413	5,045,754	1,111,699	1,004,841	1,111,699
Golden Delicious	2,548,599	2,358,235	3,603,961	1,294,830	1,155,777	2,022,145	1,253,769	1,202,458	1,581,815
Granny Smith	7,210,153	4,090,098	5,042,094	5,717,416	3,044,463	3,765,155	1,492,737	1,045,635	1,276,939
Honeycrisp	5,768,046	4,714,366	2,686,328	3,924,289	2,841,708	1,629,714	1,843,757	1,872,658	1,056,615
Idared	657,933	825,238	722,839	33,296	42,478	50,543	624,637	782,760	672,296
Jonathan	107,726	54,380	76,777	11,800	9,427	18,382	95,926	44,953	58,396
McIntosh	465,974	374,858	287,369	226,548	165,640	191,214	239,426	209,218	96,155
Mutsu/Crispin	150,588	218,280	219,656	13,420	18,383	34,304	137,168	199,897	185,353
Newtown Pippin	36,619	36,923	18,354	14,357	14,350	6,823	22,262	22,573	11,531
Pink Lady/Cripps Pink	3,307,918	2,658,304	2,336,443	2,745,275	2,185,191	1,915,659	562,643	473,113	420,784
Red Delicious	8,646,773	9,069,986	10,658,758	6,928,164	7,269,067	8,630,235	1,718,609	1,800,919	2,028,522
Rome	994,449	1,163,679	1,235,938	96,353	53,734	98,380	898,096	1,109,945	1,137,559
Rome Sport	5,295	3,529	215,419	2,059	1,529	5,553	3,236	2,000	209,866
Spartan	67,139	47,791	43,600	65,690	44,551	42,235	1,449	3,240	1,365
Stayman	13,303	25,609	18,936	2,845	2,774	3,388	10,458	22,835	15,548
York	447,196	734,580	660,852	14,903	14,813	98,293	432,293	719,767	562,558
Other Varieties	2,126,722	1,704,466	1,305,422	1,589,284	1,154,079	897,162	537,438	550,387	408,261

Table 6: U.S. Apple Holdings: Total Detail (42-lb Bushels)

Other States include Delaware, Maine, Utah, Wisconsin and any other suppressed (S) state data.

JUNE 2022	STORAGE TYPE	US	CA	CT	ID	IN	MD	MA	MI	NC	NH	NY	OH	OR	PA	VA	WA	WV	OTHER STATES
Ambrosia	Total	677,913	0	0	0	0	0	0	0	0	0	13,449	0	5,401	15	0	659,048	0	0
	CA	408,893	0	0	0	0	0	0	0	0	0	13,449	0	0	15	0	395,429	0	0
Braeburn	Total	17,201	0	0	0	0	0	511	2,000	0	0	8,356	0	0	511	109	5,714	0	0
	CA	14,226	0	0	0	0	0	511	2,000	0	0	8,356	0	0	511	109	2,739	0	0
Cortland	Total	98,754	0	767	0	0	22	767	0	0	240	91,328	0	0	360	4,248	0	1,022	0
	CA	48,403	0	0	0	0	0	0	0	0	0	42,929	0	0	204	4,248	0	1,022	0
Cosmic Crisp	Total	1,815,237	0	0	0	0	0	0	0	0	0	0	0	0	0	0	1,815,237	0	0
	CA	1,170,203	0	0	0	0	0	0	0	0	0	0	0	0	0	0	1,170,203	0	0
Empire	Total	160,302	4,319	490	0	0	0	0	20,000	3,705	0	128,517	36	0	469	1,233	0	1,533	0
	CA	78,204	4,319	183	0	0	0	0	20,000	3,705	0	48,451	36	0	277	1,233	0	0	0
Fuji	Total	3,969,527	1,789	91	0	0	0	0	69,000	1,661	0	92,172	4,225	187,031	38,081	7,719	3,565,714	2,044	0
	CA	2,926,112	1,789	91	0	0	0	0	69,000	1,661	0	80,894	4,225	28,420	20,633	4,829	2,713,548	1,022	0
Gala	Total	5,098,544	0	128	0	5,111	27,343	0	67,000	6,900	0	113,796	7,745	331,305	36,820	7,785	4,493,333	1,278	0
	CA	4,319,382	0	0	0	4,344	27,343	0	67,000	6,900	0	73,463	7,745	31,620	26,094	5,445	4,068,150	1,278	0
Golden Delicious	Total	2,548,599	41,397	128	0	0	34,322	0	130,000	18,655	20	205,219	13,378	20,424	513,915	150,211	1,414,286	6,644	0
	CA	1,815,928	41,397	0	0	0	34,322	0	130,000	767	0	143,970	13,378	0	261,373	99,044	1,085,033	6,644	0
Granny Smith	Total	7,210,153	0	161	0	511	160	0	0	0	0	43,978	2,817	182,038	20,080	4,217	6,956,191	0	0
	CA	5,726,722	0	161	0	0	0	0	0	0	0	37,127	2,817	26,540	1,908	688	5,657,481	0	0
Honeycrisp	Total	5,768,046	0	0	0	0	0	511	0	0	0	34,267	0	139,947	9,680	443	5,583,198	0	0
	CA	4,551,381	0	0	0	0	0	511	0	0	0	9,589	0	37,760	5,558	0	4,497,963	0	0
Idared	Total	657,933	0	7,837	0	0	5,019	0	220,000	0	0	398,338	211	0	1,701	24,827	0	0	0
	CA	469,995	0	7,760	0	0	5,019	0	220,000	0	0	226,698	211	0	0	10,307	0	0	0
Jonathan	Total	107,726	0	0	0	0	0	1,278	95,000	0	0	8,928	317	0	2,172	31	0	0	0
	CA	107,695	0	0	0	0	0	1,278	95,000	0	0	8,928	317	0	2,172	0	0	0	0
McIntosh	Total	465,974	0	1,152	0	0	22	6,644	62,000	511	180	390,383	985	0	3,294	803	0	0	0
	CA	275,737	0	130	0	0	0	0	62,000	511	0	210,617	985	0	708	786	0	0	0
Mutsu/ Crispin	Total	150,588	0	228	0	0	0	0	0	0	460	141,070	0	0	7,579	1,251	0	0	0
	CA	121,544	0	228	0	0	0	0	0	0	0	120,197	0	0	0	1,119	0	0	0
Newtown Pippin	Total	36,619	29,643	0	0	0	0	0	0	5,111	0	0	0	0	204	1,661	0	0	0
	CA	20,520	13,544	0	0	0	0	0	0	5,111	0	0	0	0	204	1,661	0	0	0
Pink Lady/ Cripps Pink	Total	3,307,918	5,281	128	0	0	0	511	9,000	7,411	0	25,279	281	43,481	6,612	27,307	3,168,572	14,055	0
	CA	1,741,629	0	0	0	0	0	511	9,000	7,411	0	25,279	281	0	3,424	27,264	1,654,404	14,055	0
Red Delicious	Total	8,646,773	0	197	0	4,089	20,097	511	118,000	2,555	0	299,644	13,026	210,740	125,060	62,202	7,772,381	18,271	0
	CA	7,449,379	0	69	0	0	19,896	0	118,000	2,555	0	213,516	13,026	39,400	101,075	19,958	6,903,613	18,271	0
Rome	Total	994,449	0	0	0	2,300	16,170	0	162,000	40,887	0	436,295	106	0	259,845	76,846	0	0	0
	CA	681,766	0	0	0	0	16,148	0	162,000	0	0	247,266	106	0	198,374	57,872	0	0	0
Rome Sport	Total	5,295	0	0	0	0	0	0	3,000	0	0	781	0	0	236	0	0	1,278	0
	CA	5,059	0	0	0	0	0	0	3,000	0	0	781	0	0	0	0	0	1,278	0
Spartan	Total	67,139	0	0	0	0	0	0	0	3,833	0	62,677	0	0	0	629	0	0	0
	CA	61,909	0	0	0	0	0	0	0	3,833	0	57,447	0	0	0	629	0	0	0
Stayman	Total	13,303	0	77	0	511	0	0	0	0	0	2,140	0	0	2,232	7,065	0	1,278	0
	CA	6,342	0	0	0	0	0	0	0	0	0	0	0	0	0	6,342	0	0	0
York	Total	447,196	0	0	0	0	10,802	0	0	3,066	0	20,286	0	0	331,626	81,160	0	256	0
	CA	375,396	0	0	0	0	10,802	0	0	3,066	0	20,286	0	0	281,204	60,038	0	0	0
Others	Total	2,126,722	0	221	0	0	15,459	0	105,000	767	60	330,148	1,760	1,289	7,113	52,524	1,612,381	0	0
	CA	1,628,802	0	221	0	0	480	0	105,000	0	0	199,369	1,760	0	987	33,379	1,287,606	0	0
Total Varieties	Total	44,391,911	82,429	11,605	0	12,522	129,416	10,733	1,062,000	95,062	960	2,847,051	44,887	1,121,656	1,367,605	512,271	37,046,055	47,659	0
	CA	34,005,227	61,049	8,843	0	4,344	114,010	2,811	1,062,000	35,520	0	1,788,612	44,887	163,740	904,721	334,951	29,436,169	43,570	0

Table 7: U.S. Apple Holdings: Fresh Detail (42-lb Bushels)

Other States include Delaware, Maine, Utah, Wisconsin and any other suppressed (S) state data.

JUNE 2022	STORAGE TYPE	US	CA	CT	ID	IN	MD	MA	MI	NC	NH	NY	OH	OR	PA	VA	WA	WV	OTHER STATES
Ambrosia	Total	555,822	0	0	0	0	0	0	0	0	0	0	0	5,331	15	0	550,476	0	0
	CA	330,301	0	0	0	0	0	0	0	0	0	0	0	0	15	0	330,286	0	0
Braeburn	Total	9,675	0	0	0	0	0	511	0	0	0	2,939	0	0	511	0	5,714	0	0
	CA	6,700	0	0	0	0	0	511	0	0	0	2,939	0	0	511	0	2,739	0	0
Cortland	Total	24,176	0	767	0	0	0	767	0	0	240	21,176	0	0	204	0	0	1,022	0
	CA	8,883	0	0	0	0	0	0	0	0	0	7,657	0	0	204	0	0	1,022	0
Cosmic Crisp	Total	1,480,952	0	0	0	0	0	0	0	0	0	0	0	0	0	0	1,480,952	0	0
	CA	912,765	0	0	0	0	0	0	0	0	0	0	0	0	0	0	912,765	0	0
Empire	Total	84,124	1,508	490	0	0	0	0	0	2,811	0	76,668	36	0	277	801	0	1,533	0
	CA	48,574	1,508	183	0	0	0	0	0	2,811	0	42,958	36	0	277	801	0	0	0
Fuji	Total	3,052,385	0	91	0	0	0	0	16,000	1,278	0	62,351	3,521	178,128	22,759	6,213	2,760,000	2,044	0
	CA	2,201,265	0	91	0	0	0	0	16,000	1,278	0	61,771	3,521	21,315	20,633	3,583	2,072,051	1,022	0
Gala	Total	4,212,267	0	128	0	0	0	0	19,000	6,389	0	95,418	7,041	320,731	34,120	6,583	3,722,857	0	0
	CA	3,532,111	0	0	0	0	0	0	19,000	6,389	0	69,381	7,041	23,715	26,094	4,262	3,376,229	0	0
Golden Delicious	Total	1,294,830	28,876	128	0	0	0	0	4,000	511	0	11,579	12,322	20,424	86,932	14,842	1,108,572	6,644	0
	CA	988,725	28,876	0	0	0	0	0	4,000	511	0	8,925	12,322	0	81,459	5,119	840,869	6,644	0
Granny Smith	Total	5,717,416	0	161	0	511	160	0	0	0	0	13,962	2,817	174,746	1,828	3,231	5,520,000	0	0
	CA	4,580,922	0	161	0	0	0	0	0	0	0	13,942	2,817	19,905	1,828	0	4,542,269	0	0
Honeycrisp	Total	3,924,289	0	0	0	0	0	511	0	0	0	7,888	0	129,275	6,784	443	3,779,388	0	0
	CA	3,013,761	0	0	0	0	0	511	0	0	0	632	0	28,320	5,558	0	2,978,740	0	0
Idared	Total	33,296	0	267	0	0	0	0	11,000	0	0	21,798	211	0	0	20	0	0	0
	CA	32,581	0	190	0	0	0	0	11,000	0	0	21,180	211	0	0	0	0	0	0
Jonathan	Total	11,800	0	0	0	0	0	1,278	1,000	0	0	7,002	317	0	2,172	31	0	0	0
	CA	11,769	0	0	0	0	0	1,278	1,000	0	0	7,002	317	0	2,172	0	0	0	0
McIntosh	Total	226,548	0	1,152	0	0	0	6,644	0	383	180	214,403	915	0	2,854	17	0	0	0
	CA	125,452	0	130	0	0	0	0	0	383	0	123,756	915	0	268	0	0	0	0
Mutsu/ Crispin	Total	13,420	0	228	0	0	0	0	0	0	460	12,600	0	0	0	132	0	0	0
	CA	12,428	0	228	0	0	0	0	0	0	0	12,200	0	0	0	0	0	0	0
Newtown Pippin	Total	14,357	8,689	0	0	0	0	0	0	4,089	0	0	0	0	204	1,375	0	0	0
	CA	14,357	8,689	0	0	0	0	0	0	4,089	0	0	0	0	204	1,375	0	0	0
Pink Lady/ Cripps Pink	Total	2,745,275	3,521	128	0	0	0	511	0	5,111	0	23,455	246	43,457	1,571	23,465	2,643,810	0	0
	CA	1,388,613	0	0	0	0	0	511	0	5,111	0	23,455	246	0	1,116	23,422	1,334,752	0	0
Red Delicious	Total	6,928,164	0	197	0	4,089	289	511	16,000	2,044	0	194,285	11,618	200,459	54,085	30,207	6,399,048	15,332	0
	CA	5,997,649	0	69	0	0	88	0	16,000	2,044	0	158,437	11,618	29,550	49,646	2,181	5,712,684	15,332	0
Rome	Total	96,353	0	0	0	2,300	22	0	5,000	0	0	88,366	88	0	256	321	0	0	0
	CA	85,444	0	0	0	0	0	0	5,000	0	0	80,100	88	0	256	0	0	0	0
Rome Sport	Total	2,059	0	0	0	0	0	0	0	0	0	781	0	0	0	0	0	1,278	0
	CA	2,059	0	0	0	0	0	0	0	0	0	781	0	0	0	0	0	1,278	0
Spartan	Total	65,690	0	0	0	0	0	0	0	2,555	0	62,677	0	0	0	458	0	0	0
	CA	60,460	0	0	0	0	0	0	0	2,555	0	57,447	0	0	0	458	0	0	0
Stayman	Total	2,845	0	77	0	511	0	0	0	0	0	511	0	0	0	468	0	1,278	0
	CA	195	0	0	0	0	0	0	0	0	0	0	0	0	0	195	0	0	0
York	Total	14,903	0	0	0	0	0	0	0	3,066	0	11,243	0	0	256	82	0	256	0
	CA	14,608	0	0	0	0	0	0	0	3,066	0	11,243	0	0	256	43	0	0	0
Others	Total	1,589,284	0	209	0	0	14,609	0	0	767	60	145,568	1,760	0	7,053	2,115	1,417,143	0	0
	CA	1,253,567	0	209	0	0	0	0	0	0	0	126,289	1,760	0	987	0	1,124,322	0	0
Total Varieties	Total	32,099,930	42,594	4,023	0	7,411	15,080	10,733	72,000	29,004	940	1,074,670	40,892	1,072,551	221,881	90,804	29,387,960	29,387	0
	CA	24,623,189	39,073	1,261	0	0	88	2,811	72,000	28,237	0	830,095	40,892	122,805	191,484	41,439	23,227,706	25,298	0

Table 8: U.S. Apple Holdings: Processing Detail (42-lb Bushels)

Other States include Delaware, Maine, Utah, Wisconsin and any other suppressed (S) state data.

JUNE 2022	STORAGE TYPE	US	CA	CT	ID	IN	MD	MA	MI	NC	NH	NY	OH	OR	PA	VA	WA	WV	OTHER STATES
Ambrosia	Total	122,091	0	0	0	0	0	0	0	0	0	13,449	0	70	0	0	108,572	0	0
	CA	78,592	0	0	0	0	0	0	0	0	0	13,449	0	0	0	0	65,143	0	0
Braeburn	Total	7,526	0	0	0	0	0	0	2,000	0	0	5,417	0	0	0	109	0	0	0
	CA	7,526	0	0	0	0	0	0	2,000	0	0	5,417	0	0	0	109	0	0	0
Cortland	Total	74,578	0	0	0	0	22	0	0	0	0	70,152	0	0	156	4,248	0	0	0
	CA	39,520	0	0	0	0	0	0	0	0	0	35,272	0	0	0	4,248	0	0	0
Cosmic Crisp	Total	334,285	0	0	0	0	0	0	0	0	0	0	0	0	0	0	334,285	0	0
	CA	257,438	0	0	0	0	0	0	0	0	0	0	0	0	0	0	257,438	0	0
Empire	Total	76,178	2,811	0	0	0	0	0	20,000	894	0	51,849	0	0	192	432	0	0	0
	CA	29,630	2,811	0	0	0	0	0	20,000	894	0	5,493	0	0	0	432	0	0	0
Fuji	Total	917,142	1,789	0	0	0	0	0	53,000	383	0	29,821	704	8,903	15,322	1,506	805,714	0	0
	CA	724,847	1,789	0	0	0	0	0	53,000	383	0	19,123	704	7,105	0	1,246	641,497	0	0
Gala	Total	886,277	0	0	0	5,111	27,343	0	48,000	511	0	18,378	704	10,574	2,700	1,202	770,476	1,278	0
	CA	787,271	0	0	0	4,344	27,343	0	48,000	511	0	4,082	704	7,905	0	1,183	691,921	1,278	0
Golden Delicious	Total	1,253,769	12,521	0	0	0	34,322	0	126,000	18,144	20	193,640	1,056	0	426,983	135,369	305,714	0	0
	CA	827,203	12,521	0	0	0	34,322	0	126,000	256	0	135,045	1,056	0	179,914	93,925	244,164	0	0
Granny Smith	Total	1,492,737	0	0	0	0	0	0	0	0	0	30,016	0	7,292	18,252	986	1,436,191	0	0
	CA	1,145,800	0	0	0	0	0	0	0	0	0	23,185	0	6,635	80	688	1,115,212	0	0
Honeycrisp	Total	1,843,757	0	0	0	0	0	0	0	0	0	26,379	0	10,672	2,896	0	1,803,810	0	0
	CA	1,537,620	0	0	0	0	0	0	0	0	0	8,957	0	9,440	0	0	1,519,223	0	0
Idared	Total	624,637	0	7,570	0	0	5,019	0	209,000	0	0	376,540	0	0	1,701	24,807	0	0	0
	CA	437,414	0	7,570	0	0	5,019	0	209,000	0	0	205,518	0	0	0	10,307	0	0	0
Jonathan	Total	95,926	0	0	0	0	0	0	94,000	0	0	1,926	0	0	0	0	0	0	0
	CA	95,926	0	0	0	0	0	0	94,000	0	0	1,926	0	0	0	0	0	0	0
McIntosh	Total	239,426	0	0	0	0	22	0	62,000	128	0	175,980	70	0	440	786	0	0	0
	CA	150,285	0	0	0	0	0	0	62,000	128	0	86,861	70	0	440	786	0	0	0
Mutsu/ Crispin	Total	137,168	0	0	0	0	0	0	0	0	0	128,470	0	0	7,579	1,119	0	0	0
	CA	109,116	0	0	0	0	0	0	0	0	0	107,997	0	0	0	1,119	0	0	0
Newtown Pippin	Total	22,262	20,954	0	0	0	0	0	0	1,022	0	0	0	0	0	286	0	0	0
	CA	6,163	4,855	0	0	0	0	0	0	1,022	0	0	0	0	0	286	0	0	0
Pink Lady/ Cripps Pink	Total	562,643	1,760	0	0	0	0	0	9,000	2,300	0	1,824	35	24	5,041	3,842	524,762	14,055	0
	CA	353,016	0	0	0	0	0	0	9,000	2,300	0	1,824	35	0	2,308	3,842	319,652	14,055	0
Red Delicious	Total	1,718,609	0	0	0	0	19,808	0	102,000	511	0	105,359	1,408	10,281	70,975	31,995	1,373,333	2,939	0
	CA	1,451,730	0	0	0	0	19,808	0	102,000	511	0	55,079	1,408	9,850	51,429	17,777	1,190,929	2,939	0
Rome	Total	898,096	0	0	0	0	16,148	0	157,000	40,887	0	347,929	18	0	259,589	76,525	0	0	0
	CA	596,322	0	0	0	0	16,148	0	157,000	0	0	167,166	18	0	198,118	57,872	0	0	0
Rome Sport	Total	3,236	0	0	0	0	0	0	3,000	0	0	0	0	0	236	0	0	0	0
	CA	3,000	0	0	0	0	0	0	3,000	0	0	0	0	0	0	0	0	0	0
Spartan	Total	1,449	0	0	0	0	0	0	0	1,278	0	0	0	0	0	171	0	0	0
	CA	1,449	0	0	0	0	0	0	0	1,278	0	0	0	0	0	171	0	0	0
Stayman	Total	10,458	0	0	0	0	0	0	0	0	0	1,629	0	0	2,232	6,597	0	0	0
	CA	6,147	0	0	0	0	0	0	0	0	0	0	0	0	0	6,147	0	0	0
York	Total	432,293	0	0	0	0	10,802	0	0	0	0	9,043	0	0	331,370	81,078	0	0	0
	CA	360,788	0	0	0	0	10,802	0	0	0	0	9,043	0	0	280,948	59,995	0	0	0
Others	Total	537,438	0	12	0	0	850	0	105,000	0	0	184,580	0	1,289	60	50,409	195,238	0	0
	CA	375,235	0	12	0	0	480	0	105,000	0	0	73,080	0	0	0	33,379	163,284	0	0
Total Varieties	Total	12,291,981	39,835	7,582	0	5,111	114,336	0	990,000	66,058	20	1,772,381	3,995	49,105	1,145,724	421,467	7,658,095	18,272	0
	CA	9,382,038	21,976	7,582	0	4,344	113,922	0	990,000	7,283	0	958,517	3,995	40,935	713,237	293,512	6,208,463	18,272	0

Table 9: U.S. Apple Movement: State Summary (42-lb Bushels)

MAY 2022	TOTAL		FRESH		PROCESSING	
	REGULAR	CONTROLLED ATMOSPHERE	REGULAR	CONTROLLED ATMOSPHERE	REGULAR	CONTROLLED ATMOSPHERE
United States	(2,305,432)	(11,493,018)	(1,054,441)	(8,053,058)	(1,250,991)	(3,439,960)
California	(6,581)	(18,792)	(1,083)	(12,027)	(5,498)	(6,765)
Connecticut	(847)	(6,578)	(847)	(6,440)	0	(138)
Idaho	0	0	0	0	0	0
Indiana	(2,516)	(1,337)	(2,280)	0	(236)	(1,337)
Maryland	(25,782)	(34,979)	(26,196)	(2,836)	414	(32,143)
Massachusetts	(2,438)	(864)	(2,438)	(864)	0	0
Michigan	0	(450,000)	0	(71,000)	0	(379,000)
North Carolina	(18,328)	(10,932)	(236)	(8,691)	(18,092)	(2,241)
New Hampshire	(1,360)	0	(1,280)	0	(80)	0
New York	(305,081)	(839,286)	(60,350)	(506,619)	(244,731)	(332,667)
Ohio	0	(13,818)	0	(12,587)	0	(1,231)
Oregon	878,314	(85,740)	892,153	(47,520)	(13,839)	(38,220)
Pennsylvania	(450,178)	(399,403)	(8,363)	(221,307)	(441,815)	(178,096)
Virginia	(43,718)	(197,019)	(15,193)	(13,074)	(28,525)	(183,945)
Washington	(2,325,659)	(9,420,859)	(1,827,070)	(7,142,305)	(498,589)	(2,278,554)
West Virginia	(1,258)	(13,411)	(1,258)	(7,788)	0	(5,623)
Other States	0	0	0	0	0	0

Other States include Delaware, Maine, Utah, Wisconsin and any other suppressed (S) state data.

Table 10: U.S. Apple Movement: Variety Summary (42-lb Bushels)

MAY 2022	TOTAL		FRESH		PROCESSING	
	REGULAR	CONTROLLED ATMOSPHERE	REGULAR	CONTROLLED ATMOSPHERE	REGULAR	CONTROLLED ATMOSPHERE
Total Varieties	(2,305,432)	(11,493,018)	(1,054,441)	(8,053,058)	(1,250,991)	(3,439,960)
Ambrosia	(55,621)	(95,694)	(51,812)	(85,840)	(3,809)	(9,854)
Braeburn	(16,039)	(16,600)	(7,935)	(8,523)	(8,104)	(8,077)
Cortland	(18,186)	(18,529)	(4,934)	(4,272)	(13,252)	(14,257)
Cosmic Crisp	(138,181)	(241,352)	(130,080)	(214,214)	(8,101)	(27,138)
Empire	(33,292)	(93,357)	(10,769)	(87,678)	(22,523)	(5,679)
Fuji	(213,150)	(1,079,784)	(111,354)	(872,496)	(101,796)	(207,288)
Gala	34,425	(2,281,821)	95,767	(1,817,878)	(61,342)	(463,943)
Golden Delicious	(304,862)	(774,087)	(95,901)	(432,714)	(208,961)	(341,373)
Granny Smith	(235,420)	(1,533,727)	(68,908)	(1,051,157)	(166,512)	(482,570)
Honeycrisp	(222,682)	(1,387,501)	(105,633)	(771,889)	(117,049)	(615,612)
Idared	(91,838)	(141,416)	(308)	(2,770)	(91,530)	(138,646)
Jonathan	(9)	(5,907)	(9)	(4,314)	0	(1,593)
McIntosh	(56,694)	(160,669)	(29,283)	(128,539)	(27,411)	(32,130)
Mutsu/Crispin	(8,897)	(36,167)	0	(9,111)	(8,897)	(27,056)
Newtown Pippin	(4,956)	(6,316)	0	(4,418)	(4,956)	(1,898)
Pink Lady/Cripps Pink	(406,098)	(505,472)	(353,111)	(427,537)	(52,987)	(77,935)
Red Delicious	(115,889)	(1,767,532)	(10,857)	(1,467,124)	(105,032)	(300,408)
Rome	(115,512)	(282,544)	(3,351)	(2,860)	(112,161)	(279,684)
Rome Sport	(4,000)	367	0	(633)	(4,000)	1,000
Spartan	4,929	(41,627)	4,929	(41,181)	0	(446)
Stayman	(6,223)	(2,268)	(2,067)	(376)	(4,156)	(1,892)
York	(22,276)	(219,192)	(90)	(4,497)	(22,186)	(214,695)
Other Varieties	(274,961)	(801,823)	(168,735)	(613,037)	(106,226)	(188,786)

Table 11:
U.S. Apple Movement:
State History
 (42-lb Bushels)

MAY 2022	TOTAL			FRESH			PROCESSING		
	2021/22	2020/21	5-YR AVERAGE	2021/22	2020/21	5-YR AVERAGE	2021/22	2020/21	5-YR AVERAGE
United States	(13,798,450)	(14,679,947)	(17,156,615)	(9,107,499)	(10,281,941)	(12,263,293)	(4,690,951)	(4,398,006)	(4,893,321)
California	(25,373)	(29,676)	(33,296)	(13,110)	(15,028)	(16,955)	(12,263)	(14,648)	(16,341)
Connecticut	(7,425)	(4,661)	(1,513)	(7,287)	(3,850)	(1,350)	(138)	(811)	(162)
Idaho	0	0	(11,627)	0	0	(1,380)	0	0	(10,247)
Indiana	(3,853)	(4,818)	(2,285)	(2,280)	(2,852)	(1,352)	(1,573)	(1,966)	(932)
Maryland	(60,761)	(68,442)	(35,279)	(29,032)	(7,938)	(22,546)	(31,729)	(60,504)	(12,733)
Massachusetts	(3,302)	(4,130)	(12,016)	(3,302)	(4,130)	(12,016)	0	0	0
Michigan	(450,000)	(417,000)	(594,200)	(71,000)	(216,000)	(312,400)	(379,000)	(201,000)	(281,800)
North Carolina	(29,260)	(13,959)	7,974	(8,927)	(11,157)	(17,384)	(20,333)	(2,802)	25,359
New Hampshire	(1,360)	(920)	(184)	(1,280)	0	0	(80)	(920)	(184)
New York	(1,144,367)	(977,521)	(991,797)	(566,969)	(320,317)	(520,405)	(577,398)	(657,204)	(471,393)
Ohio	(13,818)	(5,985)	(1,593)	(12,587)	(5,985)	(1,593)	(1,231)	0	0
Oregon	792,574	(108,461)	(147,993)	844,633	(83,104)	(117,091)	(52,059)	(25,357)	(30,902)
Pennsylvania	(849,581)	(695,554)	(683,392)	(229,670)	(122,437)	(127,703)	(619,911)	(573,117)	(555,689)
Virginia	(240,737)	321,885	(101,084)	(28,267)	(37,655)	(23,956)	(212,470)	359,540	(77,128)
Washington	(11,746,518)	(12,631,614)	(14,518,001)	(8,969,375)	(9,440,183)	(11,076,477)	(2,777,143)	(3,191,431)	(3,441,524)
West Virginia	(14,669)	(39,091)	(30,329)	(9,046)	(11,305)	(10,684)	(5,623)	(27,786)	(19,645)
Other States	0	0	0	0	0	0	0	0	0

Other States include Delaware, Maine, Utah, Wisconsin and any other suppressed (S) state data.

Table 12:
U.S. Apple Movement:
Variety History
 (42-lb Bushels)

MAY 2022	TOTAL			FRESH			PROCESSING		
	2021/22	2020/21	5-YR AVERAGE	2021/22	2020/21	5-YR AVERAGE	2021/22	2020/21	5-YR AVERAGE
Total Varieties	(13,798,450)	(14,679,947)	(17,156,615)	(9,107,499)	(10,281,941)	(12,263,293)	(4,690,951)	(4,398,006)	(4,893,321)
Ambrosia	(151,315)	(136,603)	(87,184)	(137,652)	(113,334)	(66,667)	(13,663)	(23,269)	(20,517)
Braeburn	(32,639)	(27,927)	(75,818)	(16,458)	(21,452)	(63,324)	(16,181)	(6,475)	(12,494)
Cortland	(36,715)	(115,079)	(65,860)	(9,206)	(29,473)	(15,540)	(27,509)	(85,606)	(50,320)
Cosmic Crisp	(379,533)	(201,904)	(40,381)	(344,294)	(152,380)	(30,476)	(35,239)	(49,524)	(9,905)
Empire	(126,649)	(88,595)	106,104	(98,447)	(82,930)	80,118	(28,202)	(5,665)	25,986
Fuji	(1,292,934)	(2,052,068)	(1,871,549)	(983,850)	(1,534,188)	(1,448,776)	(309,084)	(517,880)	(422,773)
Gala	(2,247,396)	(2,506,313)	(3,228,069)	(1,722,111)	(2,041,869)	(2,618,667)	(525,285)	(464,444)	(609,402)
Golden Delicious	(1,078,949)	(898,796)	(979,267)	(528,615)	(568,277)	(471,462)	(550,334)	(330,519)	(507,805)
Granny Smith	(1,769,147)	(1,702,621)	(2,212,646)	(1,120,065)	(1,208,763)	(1,729,003)	(649,082)	(493,858)	(483,643)
Honeycrisp	(1,610,183)	(2,167,314)	(1,571,599)	(877,522)	(1,236,381)	(1,017,848)	(732,661)	(930,933)	(553,751)
Idared	(233,254)	(181,322)	(370,683)	(3,078)	3,022	(3,465)	(230,176)	(184,344)	(367,219)
Jonathan	(5,916)	(20,510)	(2,910)	(4,323)	(18,217)	(3,974)	(1,593)	(2,293)	1,063
McIntosh	(217,363)	(228,417)	(295,216)	(157,822)	(138,300)	(164,828)	(59,541)	(90,117)	(130,388)
Mutsu/Crispin	(45,064)	(26,876)	(27,850)	(9,111)	6,036	(6,222)	(35,953)	(32,912)	(21,628)
Newtown Pippin	(11,272)	(14,009)	(9,982)	(4,418)	(5,444)	(2,425)	(6,854)	(8,565)	(7,556)
Pink Lady/Cripps Pink	(911,570)	(851,391)	(523,833)	(780,648)	(684,996)	(429,079)	(130,922)	(166,395)	(94,755)
Red Delicious	(1,883,421)	(2,330,156)	(4,323,456)	(1,477,981)	(2,000,173)	(3,470,831)	(405,440)	(329,983)	(852,624)
Rome	(398,056)	(243,463)	(508,059)	(6,211)	37,677	(32,933)	(391,845)	(281,140)	(475,125)
Rome Sport	(3,633)	(13,397)	177,302	(633)	(8,580)	(6,930)	(3,000)	(4,817)	184,232
Spartan	(36,698)	(12,054)	(18,300)	(36,252)	(11,203)	(17,896)	(446)	(851)	(404)
Stayman	(8,491)	(12,526)	(11,547)	(2,443)	(1,063)	(2,417)	(6,048)	(11,463)	(9,130)
York	(241,468)	(177,260)	(86,163)	(4,587)	(5,619)	89,376	(236,881)	(171,641)	(175,539)
Other Varieties	(1,076,784)	(671,346)	(1,129,649)	(781,772)	(466,034)	(830,025)	(295,012)	(205,312)	(299,624)

Table 13: U.S. Apple Performance: Variety Detail

JUNE 2022/ MAY 2022	FRESH						PROCESSING					
	REMAINING HOLDINGS			MOVEMENT RATE			REMAINING HOLDINGS			MOVEMENT RATE		
	2021/22	2020/21	5-YR AVERAGE	2021/22	2020/21	5-YR AVERAGE	2021/22	2020/21	5-YR AVERAGE	2021/22	2020/21	5-YR AVERAGE
Total Varieties	29%	24%	23%	22%	27%	30%	27%	28%	28%	28%	26%	29%
Ambrosia	33%	27%	32%	20%	22%	21%	37%	27%	26%	10%	22%	29%
Braeburn	4%	13%	5%	63%	33%	63%	9%	16%	13%	68%	24%	37%
Cortland	12%	12%	8%	28%	42%	35%	22%	1%	3%	27%	94%	81%
Cosmic Crisp	43%	10%	9%	19%	48%	48%	35%	7%	6%	10%	62%	62%
Empire	9%	9%	21%	54%	40%	-35%	21%	6%	16%	27%	19%	-47%
Fuji	22%	25%	24%	24%	28%	28%	26%	29%	29%	25%	31%	28%
Gala	20%	20%	19%	29%	30%	34%	18%	19%	20%	37%	32%	35%
Golden Delicious	26%	23%	28%	29%	33%	19%	25%	29%	28%	31%	22%	24%
Granny Smith	37%	23%	26%	16%	28%	31%	35%	26%	34%	30%	32%	27%
Honeycrisp	34%	19%	14%	18%	30%	38%	20%	23%	19%	28%	33%	34%
Idared	55%	32%	26%	8%	-8%	6%	39%	43%	33%	27%	19%	35%
Jonathan	19%	7%	9%	27%	66%	18%	48%	20%	29%	2%	5%	-2%
McIntosh	22%	10%	9%	41%	46%	46%	34%	26%	15%	20%	30%	58%
Mutsu/Crispin	38%	24%	37%	40%	-49%	15%	39%	60%	52%	21%	14%	10%
Newtown Pippin	28%	27%	17%	24%	28%	26%	25%	26%	12%	24%	28%	40%
Pink Lady/Cripps Pink	37%	36%	34%	22%	24%	18%	44%	36%	40%	19%	26%	18%
Red Delicious	38%	34%	29%	18%	22%	29%	45%	39%	36%	19%	15%	30%
Rome	60%	29%	25%	6%	-235%	25%	34%	41%	39%	30%	20%	29%
Rome Sport	8%	5%	6%	24%	85%	56%	8%	2%	198%	48%	71%	-719%
Spartan	60%	50%	34%	36%	20%	30%	28%	69%	30%	24%	21%	23%
Stayman	12%	14%	10%	46%	28%	42%	12%	18%	13%	37%	33%	37%
York	28%	26%	269%	24%	28%	-1002%	30%	38%	31%	35%	19%	24%
Other Varieties	18%	13%	10%	33%	29%	48%	13%	14%	12%	35%	27%	42%

Note: Remaining Holdings is a cumulative metric for the current month while Movement Rate is a monthly snapshot for the previous month. The first will tell users if they are ahead or behind total disposition compared to the same time last year/five-year average. The second will tell users if last month's disposition was faster or slower than the disposition in the same month the previous year/five-year average.

Figure 1: U.S. Fresh Apple Exports

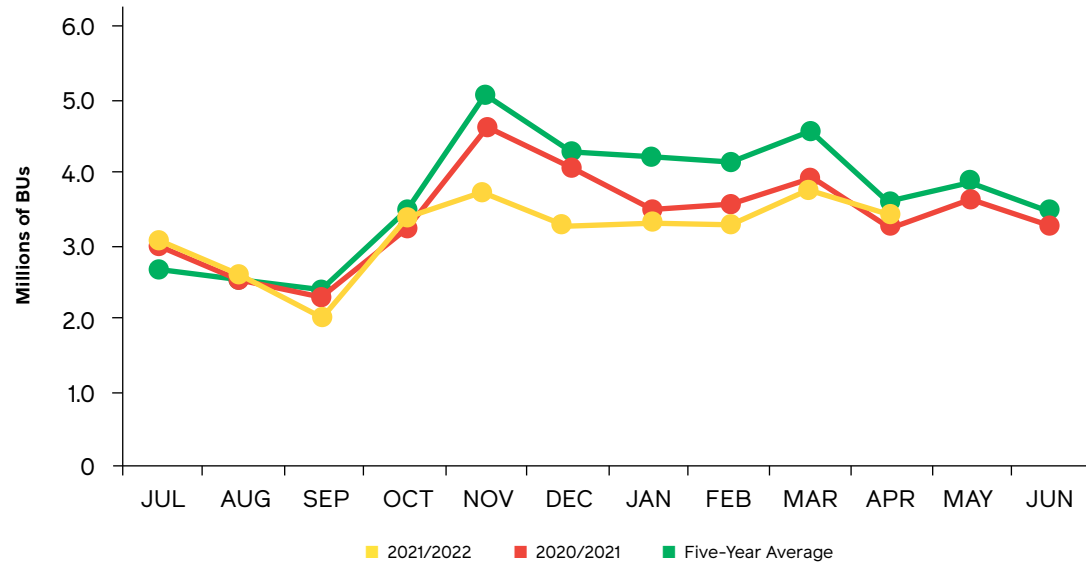


Figure 2: U.S. Fresh Apple Imports

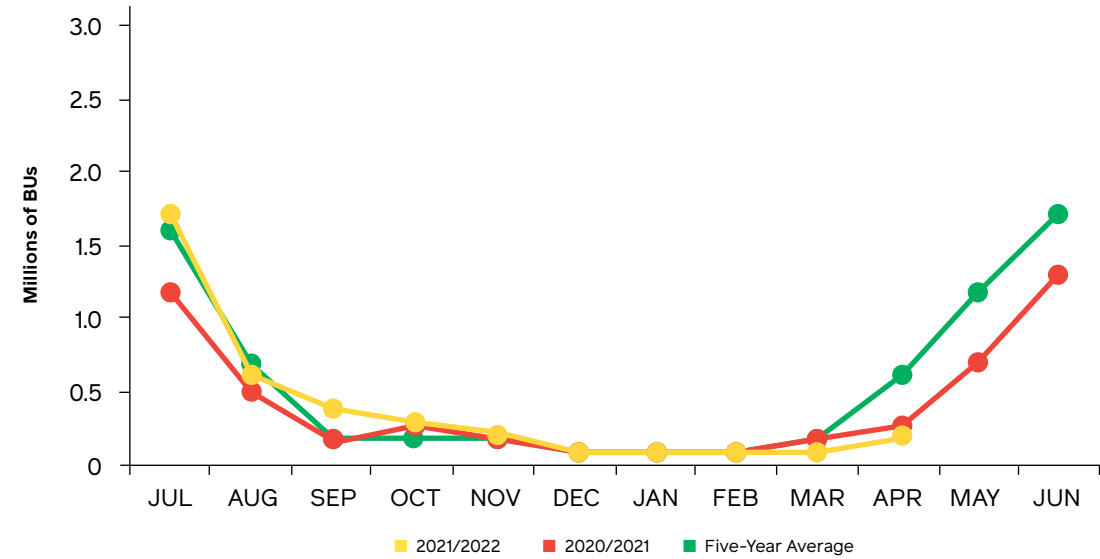


Figure 3: U.S. Fresh Apple Net Trade: Crop YTD

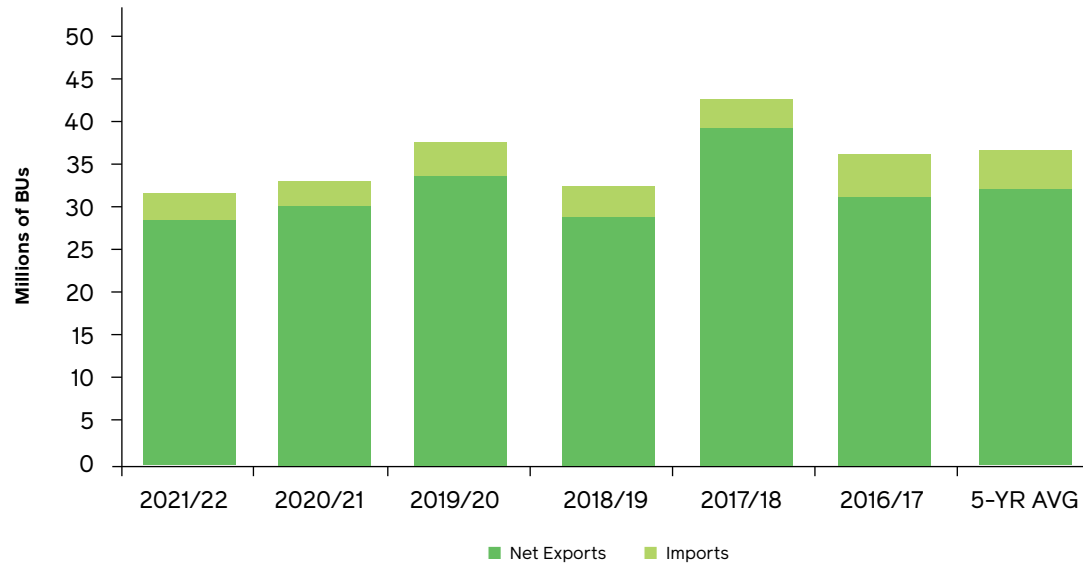
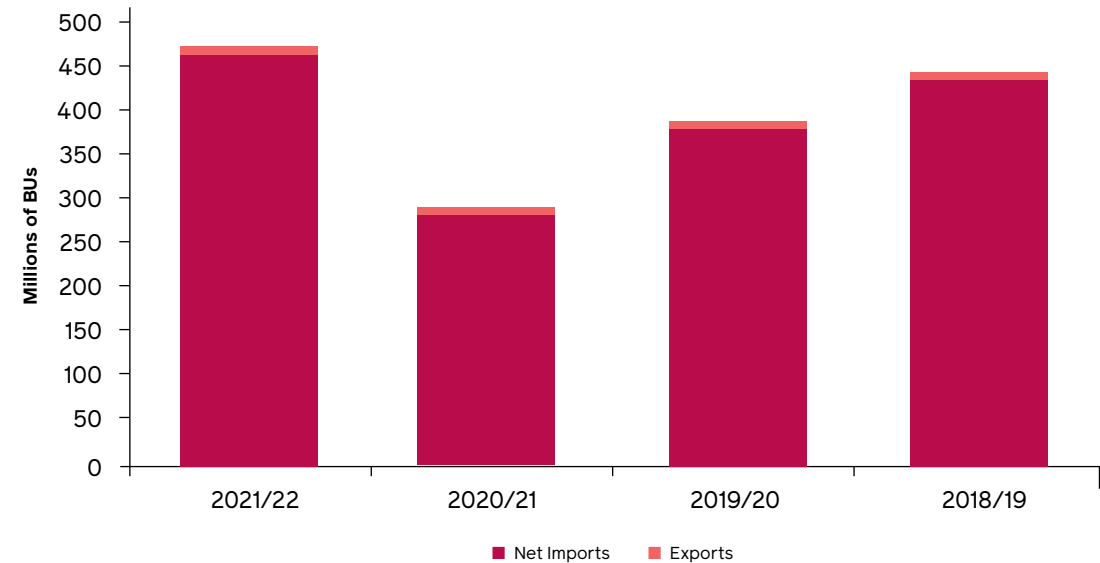


Figure 4: U.S. Apple Juice Concentrate Net Trade: Crop YTD



Sources: USDA, Foreign Agricultural Service, USApple
 Notes: Five-year average does not include current crop year (July-June). Trade data lags by two months.

Table 14: European Apple Holdings: Country Summary

MAY 2022	2021/22	2020/21	5-YR AVERAGE	MOVEMENT (PRIOR MO.)
Total Europe	80,975,440	68,779,759	63,593,462	(33,476,609)
Austria	2,284,129	2,436,498	1,747,501	(643,706)
Belgium	3,459,679	1,710,869	1,961,908	(1,016,565)
Czech Republic	709,940	714,927	563,448	(433,470)
Denmark	112,908	17,060	57,614	(89,969)
France	10,591,152	8,144,076	9,799,231	(5,447,406)
Germany	6,678,896	5,083,906	4,974,987	(2,386,659)
Italy	23,606,200	21,812,471	20,215,893	(8,921,036)
Poland	21,941,218	20,891,399	15,148,889	(10,445,700)
Spain	5,668,238	3,456,693	4,246,039	(1,692,107)
Switzerland	1,337,207	1,216,478	1,057,493	(418,353)
The Netherlands	3,323,937	2,234,540	3,033,880	(1,069,346)
United Kingdom	1,261,935	1,060,842	786,577	(912,293)

Source: The World Apple and Pear Association

Note: Data reported in 42-pound bushels. The difference between the 2021/22 country and variety totals are holdings in Slovakia.

DISCLAIMER

While efforts have been made to ensure the accuracy and reliability of the information contained in this report, all information in this report is provided by the U.S. Apple Association (USApple) "as-is" with no guarantee of completeness, accuracy or timeliness and without warranty of any kind expressed or implied by USApple. Use of such information is voluntary, and reliance on it should only be undertaken after an independent review of its accuracy, completeness and applicability.

© 2021 U.S. Apple Association. Reproduction in whole or in part of the material contained herein is prohibited without prior permission from USApple.

For more information, contact the author of this report, Christopher Gerlach, Director, Industry Analytics at USApple: 7600 Leesburg Pike, Suite 400 East | Falls Church, VA 22043 | 703.442.8850 | usapple.org

Table 15: European Apple Holdings: Variety Summary

MAY 2022	2021/22	2020/21	5-YR AVERAGE	MOVEMENT (PRIOR MO.)
Total Varieties	80,975,440	68,779,759	63,593,462	(33,476,609)
Annurca	-	-	-	0
Boskoop	259,332	68,269	65,021	(162,399)
Braeburn	2,172,095	1,715,388	1,712,453	(1,421,058)
Bramley	297,256	475,096	413,503	(225,974)
Cameo	28,608	42,150	12,493	(27,558)
Cortland	-	-	-	0
Cox Orange	-	-	168	(5,826)
Cripps Pink	1,865,859	1,723,793	1,451,698	(1,395,960)
Elstar	1,849,058	831,442	1,078,940	(1,066,785)
Fuji	2,399,362	1,968,863	2,086,988	(1,564,905)
Gala	4,662,644	2,987,017	2,094,408	(3,821,070)
Gloster	527,482	1,839,598	1,396,942	(527,272)
Golden Delicious	26,619,502	20,847,480	23,813,826	(7,386,015)
Granny Smith	2,741,987	3,419,876	2,852,864	(1,236,362)
Holsteiner Cox	-	-	-	(1,050)
Idared	6,339,839	6,380,937	5,146,466	(1,695,380)
Jonagold	6,341,063	4,502,924	4,505,102	(1,741,426)
Jonagored	1,698,922	1,192,190	1,665,551	(353,244)
Jonathan	-	-	-	0
Lobo	-	-	-	0
Morgendurf/imperat	257,745	312,798	232,787	(120,510)
Pinova	1,780,045	1,316,982	717,461	(688,713)
Red Delicious	2,630,642	2,893,419	2,401,532	(1,339,982)
Red Jonaprince	6,103,155	3,685,106	2,451,415	(1,718,542)
Reinette	384,286	489,846	335,161	(277,467)
Shampion	2,114,651	1,874,032	1,692,634	(1,335,317)
Stayman	-	-	38,162	0
Spartan	62,517	5,354	1,071	62,517
Other Varieties	9,839,391	10,207,199	7,426,816	(5,426,313)

Source: The World Apple and Pear Association

Note: Data reported in 42-pound bushels.