

# April 1 U.S. Holdings

Sponsored by  
**Pace**  
International<sup>LLC</sup>

## 53.3 Million Fresh-Market Holdings

UP  
4.0% YOY

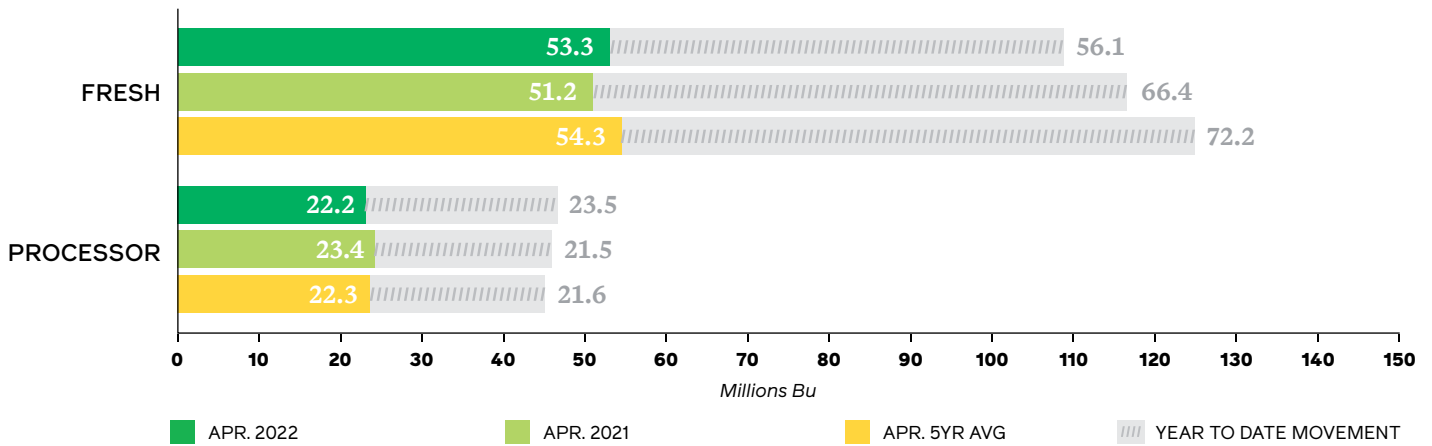
U.S. fresh apple holdings on April 1, 2022 totaled 53.3 million bushels, 4 percent more than the inventories reported last April and 1.9 percent less than the April five-year average.

## 22.2 Million Processing Apple Holdings

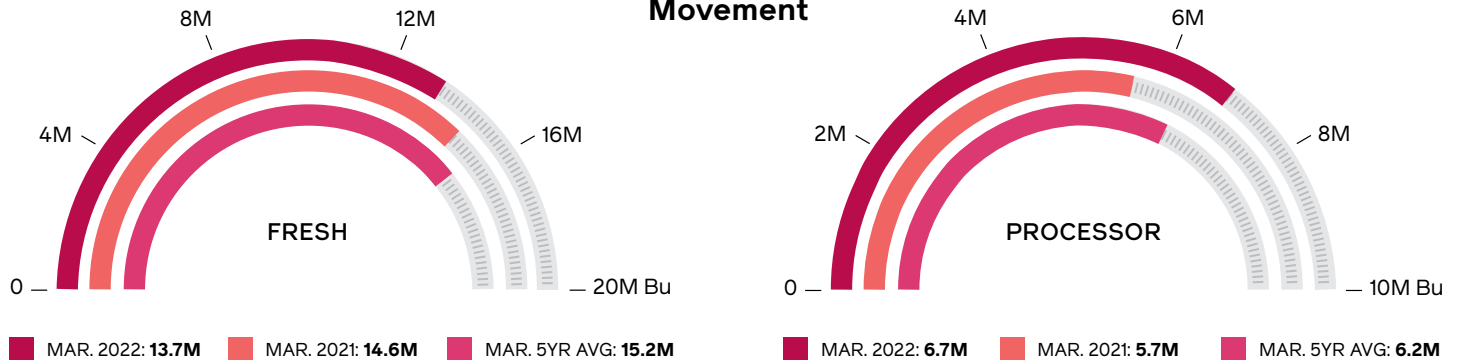
DOWN  
5.2% YOY

U.S. processing apple holdings on April 1, 2022 totaled 22.2 million bushels, 5.2 percent less than the inventories reported last April and 0.5 percent less than the April five-year average.

### Holdings



### Movement



# Tables & Figures

## TABLES

Table 1:	USAppleTracker Summary.....	2
Table 2:	U.S. Apple Holdings: State Summary.....	3
Table 3:	U.S. Apple Holdings: Variety Summary.....	3
Table 4:	U.S. Apple Holdings: State History.....	4
Table 5:	U.S. Apple Holdings: Variety History.....	4
Table 6:	U.S. Apple Holdings: Total Detail.....	5
Table 7:	U.S. Apple Holdings: Fresh Detail.....	6
Table 8:	U.S. Apple Holdings: Processing Detail.....	7
Table 9:	U.S. Apple Movement: State Summary.....	8
Table 10:	U.S. Apple Movement: Variety Summary.....	8
Table 11:	U.S. Apple Movement: State History.....	9
Table 12:	U.S. Apple Movement: Variety History.....	9
Table 13:	U.S. Apple Performance: Variety Detail.....	10
Table 14:	European Apple Holdings: Country Summary.....	12
Table 15:	European Apple Holdings: Variety Summary.....	12

## FIGURES

Figure 1:	U.S. Fresh Apple Exports.....	11
Figure 2:	U.S. Fresh Apple Imports.....	11
Figure 3:	U.S. Fresh Apple Net Trade: Crop YTD.....	11
Figure 4:	U.S. Apple Juice Concentrate Net Trade: Crop YTD.....	11

**Table 1:**  
**USAppleTracker**  
**Summary**  
 (Millions of 42-lb Bushels)

APRIL 2022		2021/22	2020/21	5-YR AVERAGE
<b>Total Holdings</b>		<b>75.5</b>	<b>74.7</b>	<b>76.6</b>
By Use	Fresh	53.3	51.2	54.3
	Processing	22.2	23.4	22.3
By Storage Type	Regular	16.5	15.0	12.5
	CA	58.9	59.6	64.1
<b>Total Movement (prior month)</b>		<b>(20.3)</b>	<b>(20.4)</b>	<b>(21.4)</b>
By Use	Fresh	(13.7)	(14.6)	(15.2)
	Processing	(6.7)	(5.7)	(6.2)
By Storage Type	Regular	(4.5)	(5.0)	(4.5)
	CA	(15.8)	(15.3)	(17.0)

**Table 2: U.S. Apple Holdings: State Summary (42-lb Bushels)**

APRIL 2022	TOTAL		FRESH		PROCESSING	
	REGULAR	CONTROLLED ATMOSPHERE	REGULAR	CONTROLLED ATMOSPHERE	REGULAR	CONTROLLED ATMOSPHERE
<b>United States</b>	<b>16,522,365</b>	<b>58,949,467</b>	<b>10,945,179</b>	<b>42,309,023</b>	<b>5,577,186</b>	<b>16,640,444</b>
California	36,334	103,748	5,983	66,400	30,351	37,348
Connecticut	4,707	23,341	4,707	15,571	0	7,770
Idaho	22,032	55,800	22,032	55,800	0	0
Indiana	13,897	7,383	12,594	0	1,303	7,383
Maryland	56,651	172,467	56,365	26,402	286	146,065
Massachusetts	13,463	4,778	13,463	4,778	0	0
Michigan	0	2,229,000	0	554,000	0	1,675,000
North Carolina	101,186	60,362	1,303	47,986	99,883	12,376
New Hampshire	3,880	0	3,780	0	100	0
New York	1,783,619	3,588,151	413,286	1,967,315	1,370,333	1,620,836
Ohio	0	76,287	0	69,495	0	6,792
Oregon	129,128	368,346	108,662	267,888	20,466	100,458
Pennsylvania	1,449,553	1,740,296	51,059	576,419	1,398,494	1,163,877
Virginia	209,786	808,775	84,120	85,077	125,666	723,698
Washington	12,691,181	49,636,691	10,160,877	38,528,900	2,530,304	11,107,791
West Virginia	6,948	74,042	6,948	42,992	0	31,050
Other States	0	0	0	0	0	0

Other States include Delaware, Maine, Utah, Wisconsin and any other suppressed (S) state data.

**Table 3: U.S. Apple Holdings: Variety Summary (42-lb Bushels)**

APRIL 2022	TOTAL		FRESH		PROCESSING	
	REGULAR	CONTROLLED ATMOSPHERE	REGULAR	CONTROLLED ATMOSPHERE	REGULAR	CONTROLLED ATMOSPHERE
<b>Total Varieties</b>	<b>16,522,365</b>	<b>58,949,467</b>	<b>10,945,179</b>	<b>42,309,023</b>	<b>5,577,186</b>	<b>16,640,444</b>
Ambrosia	402,355	626,616	342,095	513,475	60,260	113,141
Braeburn	41,805	44,113	23,307	28,188	18,498	15,925
Cortland	92,677	87,344	26,241	17,839	66,436	69,505
Cosmic Crisp	978,154	1,772,473	866,714	1,399,151	111,440	373,322
Empire	151,498	314,524	60,470	257,194	91,028	57,330
Fuji	1,770,374	5,504,954	1,339,953	4,278,687	430,421	1,226,267
Gala	1,034,388	9,310,082	789,291	7,630,129	245,097	1,679,953
Golden Delicious	1,323,337	3,734,317	536,277	1,905,082	787,060	1,829,235
Granny Smith	2,085,932	8,940,283	1,484,569	6,966,975	601,363	1,973,308
Honeycrisp	1,817,419	7,472,758	1,248,547	4,606,587	568,872	2,866,171
Idared	385,723	733,935	1,497	46,520	384,226	687,415
Jonathan	3,969	130,572	395	27,299	3,574	103,273
McIntosh	307,757	483,634	155,397	252,649	152,360	230,985
Mutsu/Crispin	51,909	180,396	1,304	19,698	50,605	160,698
Newtown Pippin	35,738	34,870	8,379	24,396	27,359	10,474
Pink Lady/Cripps Pink	2,524,512	2,862,077	2,193,710	2,322,989	330,802	539,088
Red Delicious	1,647,620	11,268,820	1,165,566	9,136,137	482,054	2,132,683
Rome	575,011	1,148,492	18,602	89,304	556,409	1,059,188
Rome Sport	9,590	10,302	0	6,302	9,590	4,000
Spartan	471	117,016	471	107,973	0	9,043
Stayman	16,064	10,778	5,622	332	10,442	10,446
York	155,202	755,249	518	24,826	154,684	730,423
Other Varieties	1,110,860	3,405,862	676,254	2,647,291	434,606	758,571

**Table 4:**  
**U.S. Apple Holdings:**  
**State History**  
 (42-lb Bushels)

APRIL 2022	TOTAL			FRESH			PROCESSING		
	2021/22	2020/21	5-YR AVERAGE	2021/22	2020/21	5-YR AVERAGE	2021/22	2020/21	5-YR AVERAGE
<b>United States</b>	<b>75,471,832</b>	<b>74,655,745</b>	<b>76,592,911</b>	<b>53,254,202</b>	<b>51,221,442</b>	<b>54,268,981</b>	<b>22,217,630</b>	<b>23,434,303</b>	<b>22,323,930</b>
California	140,082	145,423	131,900	72,383	73,651	67,365	67,699	71,772	64,535
Connecticut	28,048	15,863	8,660	20,278	14,971	8,482	7,770	892	178
Idaho	77,832	4,000	59,969	77,832	4,000	26,309	0	0	33,660
Indiana	21,280	23,602	15,655	12,594	13,968	9,636	8,686	9,634	6,019
Maryland	229,118	116,609	104,106	82,767	23,818	84,779	146,351	92,791	19,327
Massachusetts	18,241	22,453	33,715	18,241	22,453	33,715	0	0	0
Michigan	2,229,000	1,722,000	2,543,202	554,000	588,000	1,178,202	1,675,000	1,134,000	1,365,000
North Carolina	161,548	203,664	195,589	49,289	54,671	48,592	112,259	148,993	146,997
New Hampshire	3,880	2,020	404	3,780	1,940	388	100	80	16
New York	5,371,770	5,865,617	5,216,294	2,380,601	2,397,416	2,198,231	2,991,169	3,468,201	3,018,064
Ohio	76,287	8,060	5,033	69,495	8,060	4,601	6,792	0	432
Oregon	497,474	643,983	545,993	376,550	526,266	449,095	120,924	117,717	96,898
Pennsylvania	3,189,849	2,475,605	2,449,311	627,478	390,044	456,762	2,562,371	2,085,561	1,992,549
Virginia	1,018,561	1,094,488	1,240,927	169,197	184,516	127,278	849,364	909,972	1,113,650
Washington	62,327,872	62,114,530	63,878,439	48,689,777	46,857,144	49,517,819	13,638,095	15,257,386	14,360,620
West Virginia	80,990	191,558	158,951	49,940	55,394	53,986	31,050	136,164	104,965
Other States	0	6,270	4,763	0	5,130	3,742	0	1,140	1,021

Other States include Delaware, Maine, Utah, Wisconsin and any other suppressed (S) state data.

**Table 5:**  
**U.S. Apple Holdings:**  
**Variety History**  
 (42-lb Bushels)

APRIL 2022	TOTAL			FRESH			PROCESSING		
	2021/22	2020/21	5-YR AVERAGE	2021/22	2020/21	5-YR AVERAGE	2021/22	2020/21	5-YR AVERAGE
<b>Total Varieties</b>	<b>75,471,832</b>	<b>74,655,745</b>	<b>76,592,911</b>	<b>53,254,202</b>	<b>51,221,442</b>	<b>54,268,981</b>	<b>22,217,630</b>	<b>23,434,303</b>	<b>22,323,930</b>
Ambrosia	1,028,971	806,276	462,076	855,570	663,783	377,518	173,401	142,493	84,558
Braeburn	85,918	167,737	252,034	51,495	123,823	195,423	34,423	43,914	56,611
Cortland	180,021	293,963	199,480	44,080	90,037	74,706	135,941	203,926	124,773
Cosmic Crisp	2,750,627	704,762	140,952	2,265,865	580,952	116,190	484,762	123,810	24,762
Empire	466,022	499,594	529,951	317,664	446,273	437,607	148,358	53,321	92,344
Fuji	7,275,328	9,465,677	8,734,408	5,618,640	7,269,161	6,815,665	1,656,688	2,196,516	1,918,743
Gala	10,344,470	11,820,317	12,793,376	8,419,420	9,628,229	10,436,012	1,925,050	2,192,088	2,357,364
Golden Delicious	5,057,654	4,554,116	5,902,902	2,441,359	2,248,764	3,164,748	2,616,295	2,305,352	2,738,153
Granny Smith	11,026,215	7,987,481	9,200,455	8,451,544	5,681,490	6,929,346	2,574,671	2,305,991	2,271,110
Honeycrisp	9,290,177	9,491,366	6,091,082	5,855,134	5,697,644	3,747,413	3,435,043	3,793,722	2,343,669
Idared	1,119,658	1,361,249	1,356,185	48,017	83,324	72,910	1,071,641	1,277,925	1,283,275
Jonathan	134,541	90,969	107,856	27,694	38,787	47,070	106,847	52,182	60,786
McIntosh	791,391	886,046	876,746	408,046	501,368	580,932	383,345	384,678	295,814
Mutsu/Crispin	232,305	321,213	332,108	21,002	27,503	50,010	211,303	293,710	282,098
Newtown Pippin	70,608	69,025	41,215	32,775	27,061	11,890	37,833	41,964	29,325
Pink Lady/Cripps Pink	5,386,589	4,643,600	3,684,708	4,516,699	3,640,452	3,012,440	869,890	1,003,148	672,268
Red Delicious	12,916,440	14,171,029	18,684,423	10,301,703	11,614,433	15,241,208	2,614,737	2,556,596	3,443,215
Rome	1,723,503	2,114,400	2,236,465	107,906	77,288	171,132	1,615,597	2,037,112	2,065,333
Rome Sport	19,892	12,982	75,160	6,302	2,842	40,711	13,590	10,140	34,449
Spartan	117,487	60,909	73,030	108,444	55,740	70,846	9,043	5,169	2,184
Stayman	26,842	58,855	46,386	5,954	5,171	7,857	20,888	53,684	38,529
York	910,451	1,227,387	1,019,509	25,344	28,019	11,715	885,107	1,199,368	1,007,794
Other Varieties	4,516,722	3,846,792	3,752,404	3,323,545	2,689,298	2,655,630	1,193,177	1,157,494	1,096,774



**Table 7: U.S. Apple Holdings: Fresh Detail (42-lb Bushels)**

Other States include Delaware, Maine, Utah, Wisconsin and any other suppressed (S) state data.

APRIL 2022	STORAGE TYPE	US	CA	CT	ID	IN	MD	MA	MI	NC	NH	NY	OH	OR	PA	VA	WA	WV	OTHER STATES
Ambrosia	Total	855,570	0	0	0	0	0	0	0	0	0	80	0	0	252	0	855,238	0	0
	CA	513,475	0	0	0	0	0	0	0	0	0	80	0	0	252	0	513,143	0	0
Braeburn	Total	51,495	0	0	0	0	0	869	0	0	0	4,995	0	0	869	0	44,762	0	0
	CA	28,188	0	0	0	0	0	869	0	0	0	4,995	0	0	869	0	21,455	0	0
Cortland	Total	44,080	0	1,342	0	0	22	1,303	0	0	620	38,709	0	0	347	0	0	1,737	0
	CA	17,839	0	39	0	0	0	0	0	0	0	15,716	0	0	347	0	0	1,737	0
Cosmic Crisp	Total	2,265,865	0	0	0	0	0	0	0	0	0	0	0	0	0	0	2,265,865	0	0
	CA	1,399,151	0	0	0	0	0	0	0	0	0	0	0	0	0	0	1,399,151	0	0
Empire	Total	317,664	2,562	3,788	0	0	0	0	0	4,777	400	301,384	61	0	725	1,361	0	2,606	0
	CA	257,194	2,562	3,267	0	0	0	0	0	4,777	0	244,451	61	0	715	1,361	0	0	0
Fuji	Total	5,618,640	0	125	0	0	2,917	0	48,000	2,171	0	191,758	5,983	68,465	99,213	10,908	5,185,626	3,474	0
	CA	4,278,687	0	125	0	0	0	0	48,000	2,171	0	171,034	5,983	55,760	92,250	6,439	3,895,188	1,737	0
Gala	Total	8,419,420	0	217	0	0	0	0	271,000	10,857	0	272,058	11,966	100,207	74,113	11,187	7,667,815	0	0
	CA	7,630,129	0	0	0	0	0	0	271,000	10,857	0	227,887	11,966	76,864	68,728	7,244	6,955,583	0	0
Golden Delicious	Total	2,441,359	49,073	1,257	9,000	0	2,976	0	9,000	869	300	34,227	20,941	9,875	206,551	30,796	2,055,203	11,291	0
	CA	1,905,082	49,073	1,040	9,000	0	2,200	0	9,000	869	0	29,714	20,941	0	193,495	14,274	1,564,185	11,291	0
Granny Smith	Total	8,451,544	0	184	0	869	1,017	0	0	0	0	20,707	4,786	32,229	8,171	6,661	8,376,920	0	0
	CA	6,966,975	0	184	0	0	0	0	0	0	0	20,647	4,786	31,456	7,517	1,171	6,901,214	0	0
Honeycrisp	Total	5,855,134	0	0	0	0	0	869	0	0	80	13,732	0	41,079	10,748	753	5,787,873	0	0
	CA	4,606,587	0	0	0	0	0	869	0	0	0	1,418	0	30,480	5,418	0	4,568,402	0	0
Idared	Total	48,017	0	351	0	0	0	0	22,000	0	0	25,272	359	0	0	35	0	0	0
	CA	46,520	0	221	0	0	0	0	22,000	0	0	23,940	359	0	0	0	0	0	0
Jonathan	Total	27,694	0	0	0	0	0	2,171	9,000	0	0	11,899	538	343	3,691	52	0	0	0
	CA	27,299	0	0	0	0	0	2,171	9,000	0	0	11,899	538	0	3,691	0	0	0	0
McIntosh	Total	408,046	0	8,130	0	0	0	11,291	11,000	651	1,080	370,374	1,556	0	3,935	29	0	0	0
	CA	252,649	0	6,393	0	0	0	0	11,000	651	0	229,323	1,556	0	3,726	0	0	0	0
Mutsu/ Crispin	Total	21,002	0	283	0	0	0	0	0	0	980	19,515	0	0	0	224	0	0	0
	CA	19,698	0	283	0	0	0	0	0	0	0	19,415	0	0	0	0	0	0	0
Newtown Pippin	Total	32,775	14,765	0	0	0	0	0	0	6,948	0	0	0	8,379	347	2,336	0	0	0
	CA	24,396	14,765	0	0	0	0	0	0	6,948	0	0	0	0	347	2,336	0	0	0
Pink Lady/ Cripps Pink	Total	4,516,699	5,983	233	0	0	4,340	869	0	8,685	0	50,255	419	2,262	20,691	40,105	4,382,857	0	0
	CA	2,322,989	0	0	0	0	0	869	0	8,685	0	43,449	419	0	17,038	39,803	2,212,726	0	0
Red Delicious	Total	10,301,703	0	308	68,832	6,948	28,953	869	137,000	3,474	100	362,391	19,744	104,004	187,939	58,895	9,296,190	26,056	0
	CA	9,136,137	0	91	46,800	0	23,752	0	137,000	3,474	0	316,041	19,744	73,328	179,508	11,265	8,299,078	26,056	0
Rome	Total	107,906	0	0	0	3,908	22	0	5,000	0	0	97,767	150	0	513	546	0	0	0
	CA	89,304	0	0	0	0	0	0	5,000	0	0	83,720	150	0	434	0	0	0	0
Rome Sport	Total	6,302	0	0	0	0	0	0	2,000	0	0	2,131	0	0	0	0	0	2,171	0
	CA	6,302	0	0	0	0	0	0	2,000	0	0	2,131	0	0	0	0	0	2,171	0
Spartan	Total	108,444	0	0	0	0	530	0	0	4,343	0	102,792	0	0	0	779	0	0	0
	CA	107,973	0	0	0	0	450	0	0	4,343	0	102,401	0	0	0	779	0	0	0
Stayman	Total	5,954	0	130	0	869	174	0	0	0	0	869	0	0	946	795	0	2,171	0
	CA	332	0	0	0	0	0	0	0	0	0	0	0	0	332	0	0	0	0
York	Total	25,344	0	0	0	0	18	0	0	5,211	0	19,108	0	0	434	139	0	434	0
	CA	24,826	0	0	0	0	0	0	0	5,211	0	19,108	0	0	434	73	0	0	0
Others	Total	3,323,545	0	3,930	0	0	41,798	0	40,000	1,303	220	440,578	2,992	9,707	7,993	3,596	2,771,428	0	0
	CA	2,647,291	0	3,928	0	0	0	0	40,000	0	0	399,946	2,992	0	1,650	0	2,198,775	0	0
Total Varieties	Total	53,254,202	72,383	20,278	77,832	12,594	82,767	18,241	554,000	49,289	3,780	2,380,601	69,495	376,550	627,478	169,197	48,689,777	49,940	0
	CA	42,309,023	66,400	15,571	55,800	0	26,402	4,778	554,000	47,986	0	1,967,315	69,495	267,888	576,419	85,077	38,528,900	42,992	0

**Table 8: U.S. Apple Holdings: Processing Detail (42-lb Bushels)**

Other States include Delaware, Maine, Utah, Wisconsin and any other suppressed (S) state data.

APRIL 2022	STORAGE TYPE	US	CA	CT	ID	IN	MD	MA	MI	NC	NH	NY	OH	OR	PA	VA	WA	WV	OTHER STATES
Ambrosia	Total	173,401	0	0	0	0	0	0	0	0	0	22,855	0	70	0	0	150,476	0	0
	CA	113,141	0	0	0	0	0	0	0	0	0	22,855	0	0	0	0	90,286	0	0
Braeburn	Total	34,423	0	0	0	0	0	0	2,000	0	0	6,800	0	0	12,103	186	13,334	0	0
	CA	15,925	0	0	0	0	0	0	2,000	0	0	6,800	0	0	0	186	6,939	0	0
Cortland	Total	135,941	0	0	0	0	0	0	0	0	0	121,562	0	0	7,160	7,219	0	0	0
	CA	69,505	0	0	0	0	0	0	0	0	0	62,286	0	0	0	7,219	0	0	0
Cosmic Crisp	Total	484,762	0	0	0	0	0	0	0	0	0	0	0	0	0	0	484,762	0	0
	CA	373,322	0	0	0	0	0	0	0	0	0	0	0	0	0	0	373,322	0	0
Empire	Total	148,358	4,777	0	0	0	0	0	42,000	1,520	0	87,476	0	0	11,850	735	0	0	0
	CA	57,330	4,777	0	0	0	0	0	42,000	1,520	0	8,298	0	0	0	735	0	0	0
Fuji	Total	1,656,688	3,040	0	0	0	2,734	0	64,000	651	0	37,471	1,197	23,682	127,069	2,559	1,394,285	0	0
	CA	1,226,267	3,040	0	0	0	2,734	0	64,000	651	0	21,510	1,197	20,910	0	2,117	1,110,108	0	0
Gala	Total	1,925,050	0	0	0	8,686	0	0	77,000	869	0	32,891	1,197	38,660	33,089	2,868	1,727,619	2,171	0
	CA	1,679,953	0	0	0	7,383	0	0	77,000	869	0	8,196	1,197	28,824	0	2,836	1,551,477	2,171	0
Golden Delicious	Total	2,616,295	21,280	0	0	0	57,230	0	321,000	30,833	0	320,482	1,795	679	779,070	236,307	847,619	0	0
	CA	1,829,235	21,280	0	0	0	57,230	0	321,000	434	0	220,906	1,795	0	318,174	211,449	676,967	0	0
Granny Smith	Total	2,574,671	0	0	0	0	0	0	0	0	0	49,694	0	12,117	114,882	7,502	2,390,476	0	0
	CA	1,973,308	0	0	0	0	0	0	0	0	0	38,086	0	11,796	60,209	6,996	1,856,221	0	0
Honeycrisp	Total	3,435,043	0	0	0	0	66	0	0	0	0	46,770	0	15,236	1,542	0	3,371,429	0	0
	CA	2,866,171	0	0	0	0	0	0	0	0	0	15,222	0	11,430	0	0	2,839,519	0	0
Idared	Total	1,071,641	0	7,681	0	0	18,070	0	240,000	0	0	660,470	0	0	93,389	52,031	0	0	0
	CA	687,415	0	7,681	0	0	17,872	0	240,000	0	0	369,831	0	0	0	52,031	0	0	0
Jonathan	Total	106,847	0	0	0	0	0	0	100,000	0	0	3,273	0	0	3,574	0	0	0	0
	CA	103,273	0	0	0	0	0	0	100,000	0	0	3,273	0	0	0	0	0	0	0
McIntosh	Total	383,345	0	0	0	0	22	0	73,000	217	0	307,762	120	0	888	1,336	0	0	0
	CA	230,985	0	0	0	0	0	0	73,000	217	0	156,312	120	0	0	1,336	0	0	0
Mutsu/ Crispin	Total	211,303	0	0	0	0	0	0	0	0	0	193,588	0	0	15,813	1,902	0	0	0
	CA	160,698	0	0	0	0	0	0	0	0	0	158,796	0	0	0	1,902	0	0	0
Newtown Pippin	Total	37,833	35,610	0	0	0	0	0	0	1,737	0	0	0	0	0	486	0	0	0
	CA	10,474	8,251	0	0	0	0	0	0	1,737	0	0	0	0	0	486	0	0	0
Pink Lady/ Cripps Pink	Total	869,890	2,992	0	0	0	0	0	9,000	3,908	0	2,596	60	24	7,416	10,485	809,524	23,885	0
	CA	539,088	0	0	0	0	0	0	9,000	3,908	0	2,596	60	0	0	6,528	493,111	23,885	0
Red Delicious	Total	2,614,737	0	0	0	0	39,831	0	149,000	869	0	155,078	2,393	29,240	159,265	63,591	2,010,476	4,994	0
	CA	2,132,683	0	0	0	0	39,831	0	149,000	869	0	69,630	2,393	27,498	53,314	41,706	1,743,448	4,994	0
Rome	Total	1,615,597	0	0	0	0	16,148	0	412,000	69,484	0	614,003	30	0	367,001	136,931	0	0	0
	CA	1,059,188	0	0	0	0	16,148	0	412,000	0	0	307,854	30	0	207,315	115,841	0	0	0
Rome Sport	Total	13,590	0	0	0	0	0	0	4,000	0	0	0	0	0	9,590	0	0	0	0
	CA	4,000	0	0	0	0	0	0	4,000	0	0	0	0	0	0	0	0	0	0
Spartan	Total	9,043	0	0	0	0	0	0	0	2,171	0	6,581	0	0	0	291	0	0	0
	CA	9,043	0	0	0	0	0	0	0	2,171	0	6,581	0	0	0	291	0	0	0
Stayman	Total	20,888	0	0	0	0	0	0	0	0	0	2,768	0	0	6,910	11,210	0	0	0
	CA	10,446	0	0	0	0	0	0	0	0	0	0	0	0	0	10,446	0	0	0
York	Total	885,107	0	0	0	0	10,802	0	0	0	0	15,367	0	0	638,544	220,394	0	0	0
	CA	730,423	0	0	0	0	10,802	0	0	0	0	15,367	0	0	524,865	179,389	0	0	0
Others	Total	1,193,177	0	89	0	0	1,448	0	182,000	0	100	303,682	0	1,216	173,216	93,331	438,095	0	0
	CA	758,571	0	89	0	0	1,448	0	182,000	0	0	126,437	0	0	0	82,204	366,393	0	0
<b>Total Varieties</b>	<b>Total</b>	<b>22,217,630</b>	<b>67,699</b>	<b>7,770</b>	<b>0</b>	<b>8,686</b>	<b>146,351</b>	<b>0</b>	<b>1,675,000</b>	<b>112,259</b>	<b>100</b>	<b>2,991,169</b>	<b>6,792</b>	<b>120,924</b>	<b>2,562,371</b>	<b>849,364</b>	<b>13,638,095</b>	<b>31,050</b>	<b>0</b>
	<b>CA</b>	<b>16,640,444</b>	<b>37,348</b>	<b>7,770</b>	<b>0</b>	<b>7,383</b>	<b>146,065</b>	<b>0</b>	<b>1,675,000</b>	<b>12,376</b>	<b>0</b>	<b>1,620,836</b>	<b>6,792</b>	<b>100,458</b>	<b>1,163,877</b>	<b>723,698</b>	<b>11,107,791</b>	<b>31,050</b>	<b>0</b>

**Table 9: U.S. Apple Movement: State Summary (42-lb Bushels)**

MARCH 2022	TOTAL		FRESH		PROCESSING	
	REGULAR	CONTROLLED ATMOSPHERE	REGULAR	CONTROLLED ATMOSPHERE	REGULAR	CONTROLLED ATMOSPHERE
<b>United States</b>	<b>(4,547,590)</b>	<b>(15,787,481)</b>	<b>(2,682,906)</b>	<b>(10,988,180)</b>	<b>(1,864,684)</b>	<b>(4,799,301)</b>
California	(9,444)	(26,968)	(1,555)	(17,260)	(7,889)	(9,708)
Connecticut	(1,433)	(2,672)	(1,410)	(2,616)	(23)	(56)
Idaho	(33,786)	(54,000)	(18,774)	(54,000)	(15,012)	0
Indiana	(3,611)	(1,919)	(3,273)	0	(338)	(1,919)
Maryland	(76,714)	(19,803)	(76,870)	(36,354)	156	16,551
Massachusetts	(5,502)	(1,240)	(4,878)	(1,240)	(624)	0
Michigan	(516,000)	(989,000)	(51,000)	(569,000)	(465,000)	(420,000)
North Carolina	(26,301)	(94,644)	(338)	(12,476)	(25,963)	(82,168)
New Hampshire	(1,065)	(9,680)	(805)	(9,680)	(260)	0
New York	(587,663)	(1,697,437)	(214,953)	(1,361,562)	(372,710)	(335,875)
Ohio	0	(19,827)	0	(18,063)	0	(1,764)
Oregon	9,326	(122,237)	1,784	(123,045)	7,542	808
Pennsylvania	(366,265)	(741,720)	(89,023)	(218,770)	(277,242)	(522,950)
Virginia	(51,882)	(220,002)	(23,705)	(47,761)	(28,177)	(172,241)
Washington	(2,875,443)	(11,745,589)	(2,196,299)	(8,487,590)	(679,144)	(3,257,999)
West Virginia	(1,807)	(19,249)	(1,807)	(11,177)	0	(8,072)
Other States	0	(21,494)	0	(17,586)	0	(3,908)

Other States include Delaware, Maine, Utah, Wisconsin and any other suppressed (S) state data.

**Table 10: U.S. Apple Movement: Variety Summary (42-lb Bushels)**

MARCH 2022	TOTAL		FRESH		PROCESSING	
	REGULAR	CONTROLLED ATMOSPHERE	REGULAR	CONTROLLED ATMOSPHERE	REGULAR	CONTROLLED ATMOSPHERE
<b>Total Varieties</b>	<b>(4,547,590)</b>	<b>(15,787,481)</b>	<b>(2,682,906)</b>	<b>(10,988,180)</b>	<b>(1,864,684)</b>	<b>(4,799,301)</b>
Ambrosia	(79,374)	(123,096)	(69,469)	(102,298)	(9,905)	(20,798)
Braeburn	(16,522)	(12,416)	(9,917)	(11,017)	(6,605)	(1,399)
Cortland	(48,558)	(58,152)	(8,884)	(39,625)	(39,674)	(18,527)
Cosmic Crisp	(188,584)	(353,980)	(165,158)	(275,501)	(23,426)	(78,479)
Empire	(48,535)	(166,194)	(16,990)	(155,286)	(31,545)	(10,908)
Fuji	(677,881)	(1,766,781)	(479,422)	(1,394,616)	(198,459)	(372,165)
Gala	(379,526)	(3,460,449)	(242,926)	(2,703,981)	(136,600)	(756,468)
Golden Delicious	(297,430)	(662,169)	(119,099)	(410,194)	(178,331)	(251,975)
Granny Smith	(428,558)	(1,668,110)	(276,610)	(1,273,496)	(151,948)	(394,614)
Honeycrisp	(416,754)	(1,861,952)	(226,965)	(889,717)	(189,789)	(972,235)
Idared	(109,250)	(143,292)	(334)	(1,153)	(108,916)	(142,139)
Jonathan	(8,443)	(17,609)	(11)	(5,758)	(8,432)	(11,851)
McIntosh	(104,920)	(338,275)	(58,342)	(295,913)	(46,578)	(42,362)
Mutsu/Crispin	(19,720)	(33,940)	(2,300)	(1,658)	(17,420)	(32,282)
Newtown Pippin	(7,108)	(9,068)	4	(6,344)	(7,112)	(2,724)
Pink Lady/Cripps Pink	(577,582)	(593,576)	(475,880)	(465,965)	(101,702)	(127,611)
Red Delicious	(391,380)	(2,142,440)	(237,531)	(1,741,153)	(153,849)	(401,287)
Rome	(203,538)	(350,943)	(9,367)	(6,874)	(194,171)	(344,069)
Rome Sport	5,244	(12,065)	0	(7,065)	5,244	(5,000)
Spartan	(162)	(16,426)	(162)	(9,707)	0	(6,719)
Stayman	(16,488)	(2,801)	(1,798)	(86)	(14,690)	(2,715)
York	(159,596)	(140,315)	(129)	(6,454)	(159,467)	(133,861)
Other Varieties	(372,925)	(1,853,432)	(281,616)	(1,184,319)	(91,309)	(669,113)



**Table 11:**  
**U.S. Apple Movement:**  
**State History**  
 (42-lb Bushels)

MARCH 2022	TOTAL			FRESH			PROCESSING		
	2021/22	2020/21	5-YR AVERAGE	2021/22	2020/21	5-YR AVERAGE	2021/22	2020/21	5-YR AVERAGE
<b>United States</b>	<b>(20,335,071)</b>	<b>(20,361,934)</b>	<b>(21,417,600)</b>	<b>(13,671,086)</b>	<b>(14,639,626)</b>	<b>(15,222,490)</b>	<b>(6,663,985)</b>	<b>(5,722,308)</b>	<b>(6,195,110)</b>
California	(36,412)	(39,337)	(47,427)	(18,815)	(19,923)	(24,693)	(17,597)	(19,414)	(22,734)
Connecticut	(4,105)	(8,556)	(6,764)	(4,026)	(8,579)	(6,769)	(79)	23	5
Idaho	(87,786)	(74,600)	(80,559)	(72,774)	(74,600)	(61,819)	(15,012)	0	(18,740)
Indiana	(5,530)	(6,386)	(10,676)	(3,273)	(3,780)	(6,512)	(2,257)	(2,606)	(4,164)
Maryland	(96,517)	(66,753)	(65,809)	(113,224)	(19,546)	(56,766)	16,707	(47,207)	(9,044)
Massachusetts	(6,742)	(6,331)	(3,840)	(6,118)	(6,331)	(3,840)	(624)	0	0
Michigan	(1,505,000)	(1,692,000)	(1,466,116)	(620,000)	(628,000)	(725,029)	(885,000)	(1,064,000)	(741,087)
North Carolina	(120,945)	(135,382)	(82,489)	(12,814)	(14,791)	(37,076)	(108,131)	(120,591)	(45,414)
New Hampshire	(10,745)	(1,140)	(1,655)	(10,485)	(1,220)	(1,659)	(260)	80	4
New York	(2,285,100)	(2,019,790)	(1,460,923)	(1,576,515)	(1,232,531)	(957,485)	(708,585)	(787,259)	(503,438)
Ohio	(19,827)	(2,182)	(9,787)	(18,063)	(2,182)	(8,230)	(1,764)	0	(1,557)
Oregon	(112,911)	(135,909)	(135,285)	(121,261)	(115,716)	(102,611)	8,350	(20,193)	(32,674)
Pennsylvania	(1,107,985)	(765,034)	(647,488)	(307,793)	(262,829)	(202,915)	(800,192)	(502,205)	(444,573)
Virginia	(271,884)	(194,658)	(295,862)	(71,466)	(60,647)	(58,264)	(200,418)	(134,011)	(237,598)
Washington	(14,621,032)	(15,147,646)	(17,036,577)	(10,683,889)	(12,162,176)	(12,939,863)	(3,937,143)	(2,985,470)	(4,096,714)
West Virginia	(21,056)	(51,820)	(53,314)	(12,984)	(14,985)	(18,618)	(8,072)	(36,835)	(34,696)
Other States	(21,494)	(14,410)	(13,031)	(17,586)	(11,790)	(10,345)	(3,908)	(2,620)	(2,686)

Other States include Delaware, Maine, Utah, Wisconsin and any other suppressed (S) state data.

**Table 12:**  
**U.S. Apple Movement:**  
**Variety History**  
 (42-lb Bushels)

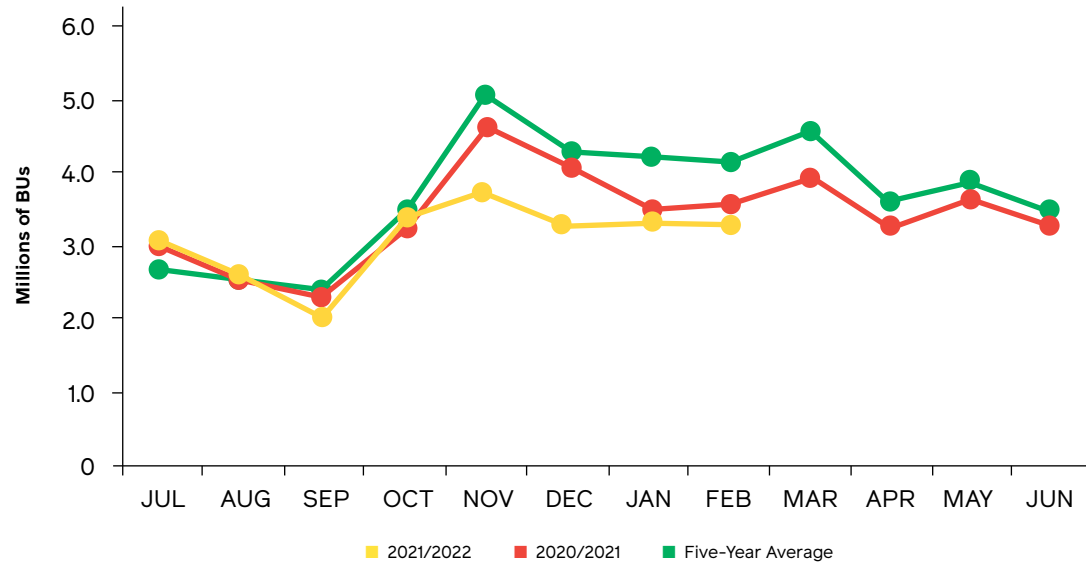
MARCH 2022	TOTAL			FRESH			PROCESSING		
	2021/22	2020/21	5-YR AVERAGE	2021/22	2020/21	5-YR AVERAGE	2021/22	2020/21	5-YR AVERAGE
<b>Total Varieties</b>	<b>(20,335,071)</b>	<b>(20,361,934)</b>	<b>(21,417,600)</b>	<b>(13,671,086)</b>	<b>(14,639,626)</b>	<b>(15,222,490)</b>	<b>(6,663,985)</b>	<b>(5,722,308)</b>	<b>(6,195,110)</b>
Ambrosia	(202,470)	(249,338)	(114,124)	(171,767)	(183,433)	(88,669)	(30,703)	(65,905)	(25,455)
Braeburn	(28,938)	(41,098)	(176,217)	(20,934)	(36,572)	(139,326)	(8,004)	(4,526)	(36,891)
Cortland	(106,710)	(93,907)	(79,047)	(48,509)	(63,233)	(48,350)	(58,201)	(30,674)	(30,697)
Cosmic Crisp	(542,564)	(351,205)	(73,670)	(440,659)	(274,063)	(58,051)	(101,905)	(77,142)	(15,619)
Empire	(214,729)	(398,668)	(293,987)	(172,276)	(262,837)	(201,976)	(42,453)	(135,831)	(92,011)
Fuji	(2,444,662)	(2,482,030)	(2,358,394)	(1,874,038)	(2,193,146)	(1,882,916)	(570,624)	(288,884)	(475,478)
Gala	(3,839,975)	(3,454,916)	(3,986,169)	(2,946,907)	(2,867,401)	(3,158,148)	(893,068)	(587,515)	(828,021)
Golden Delicious	(959,599)	(1,382,139)	(1,707,694)	(529,293)	(682,223)	(886,195)	(430,306)	(699,916)	(821,499)
Granny Smith	(2,096,668)	(2,211,287)	(2,188,499)	(1,550,106)	(1,643,493)	(1,664,371)	(546,562)	(567,794)	(524,128)
Honeycrisp	(2,278,706)	(2,774,888)	(2,345,037)	(1,116,682)	(1,725,700)	(1,372,635)	(1,162,024)	(1,049,188)	(972,402)
Idared	(252,542)	(504,148)	(372,062)	(1,487)	(22,816)	(34,647)	(251,055)	(481,332)	(337,415)
Jonathan	(26,052)	(89,461)	(63,597)	(5,769)	(21,353)	(17,369)	(20,283)	(68,108)	(46,229)
McIntosh	(443,195)	(334,968)	(308,269)	(354,255)	(232,606)	(252,868)	(88,940)	(102,362)	(55,401)
Mutsu/Crispin	(53,660)	(24,276)	(35,141)	(3,958)	(3,021)	(7,689)	(49,702)	(21,255)	(27,452)
Newtown Pippin	(16,176)	(18,673)	(13,413)	(6,340)	(7,321)	(3,624)	(9,836)	(11,352)	(9,789)
Pink Lady/Cripps Pink	(1,171,158)	(895,140)	(893,247)	(941,845)	(814,943)	(744,531)	(229,313)	(80,197)	(148,716)
Red Delicious	(2,533,820)	(2,489,139)	(3,978,957)	(1,978,684)	(2,297,931)	(3,359,574)	(555,136)	(191,208)	(619,383)
Rome	(554,481)	(383,982)	(436,536)	(16,241)	(24,731)	(37,569)	(538,240)	(359,251)	(398,967)
Rome Sport	(6,821)	(32,449)	(16,948)	(7,065)	(11,996)	(4,457)	244	(20,453)	(12,491)
Spartan	(16,588)	(44,081)	(13,587)	(9,869)	(42,951)	(12,977)	(6,719)	(1,130)	(610)
Stayman	(19,289)	(18,729)	(25,954)	(1,884)	(1,851)	(4,343)	(17,405)	(16,878)	(21,611)
York	(299,911)	(158,315)	(191,619)	(6,583)	(7,579)	(3,640)	(293,328)	(150,736)	(187,979)
Other Varieties	(2,226,357)	(1,929,097)	(1,745,434)	(1,465,935)	(1,218,426)	(1,238,565)	(760,422)	(710,671)	(506,869)

**Table 13: U.S. Apple Performance: Variety Detail**

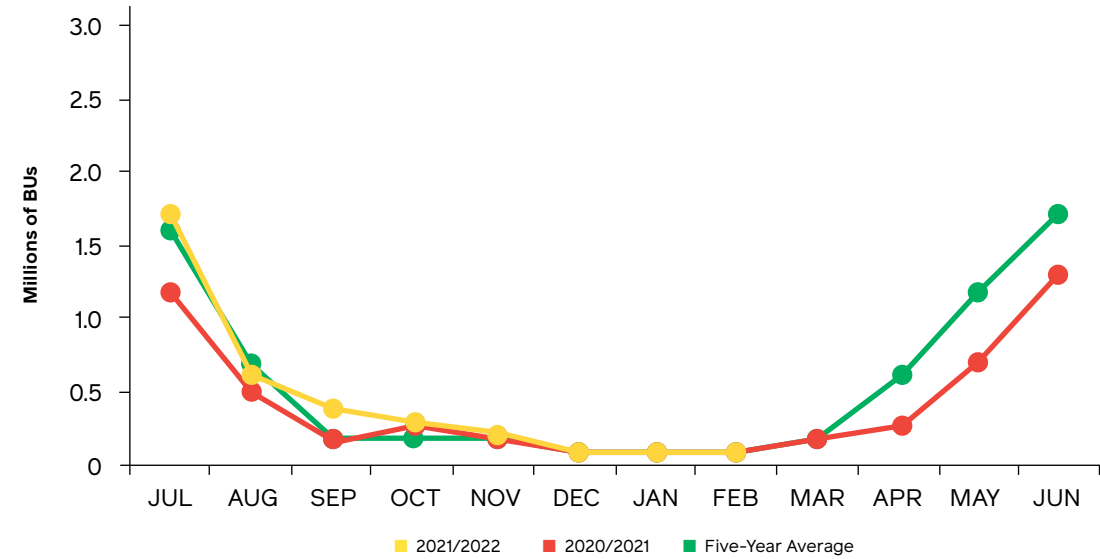
APRIL 2022/ MARCH 2022	FRESH						PROCESSING					
	REMAINING HOLDINGS			MOVEMENT RATE			REMAINING HOLDINGS			MOVEMENT RATE		
	2021/22	2020/21	5-YR AVERAGE	2021/22	2020/21	5-YR AVERAGE	2021/22	2020/21	5-YR AVERAGE	2021/22	2020/21	5-YR AVERAGE
<b>Total Varieties</b>	<b>49%</b>	<b>44%</b>	<b>43%</b>	<b>20%</b>	<b>22%</b>	<b>22%</b>	<b>49%</b>	<b>52%</b>	<b>51%</b>	<b>23%</b>	<b>20%</b>	<b>22%</b>
Ambrosia	50%	43%	48%	17%	22%	19%	52%	45%	43%	15%	32%	23%
Braeburn	24%	36%	24%	29%	23%	42%	41%	35%	34%	19%	9%	39%
Cortland	22%	25%	22%	52%	41%	39%	39%	46%	32%	30%	13%	20%
Cosmic Crisp	65%	36%	30%	16%	32%	33%	51%	29%	24%	17%	38%	39%
Empire	35%	33%	30%	35%	37%	32%	40%	12%	18%	22%	72%	50%
Fuji	41%	45%	44%	25%	23%	22%	47%	55%	50%	26%	12%	20%
Gala	40%	40%	40%	26%	23%	23%	40%	42%	43%	32%	21%	26%
Golden Delicious	49%	45%	44%	18%	23%	22%	52%	55%	49%	14%	23%	23%
Granny Smith	55%	42%	48%	15%	22%	19%	60%	58%	61%	18%	20%	19%
Honeycrisp	51%	37%	32%	16%	23%	27%	36%	47%	42%	25%	22%	29%
Idared	80%	63%	38%	3%	21%	32%	67%	70%	64%	19%	27%	21%
Jonathan	44%	27%	23%	17%	36%	27%	53%	23%	30%	16%	57%	43%
McIntosh	41%	32%	29%	46%	32%	30%	54%	49%	45%	19%	21%	16%
Mutsu/Crispin	60%	36%	54%	16%	10%	13%	60%	88%	80%	19%	7%	9%
Newtown Pippin	65%	51%	29%	16%	21%	23%	43%	49%	31%	21%	21%	25%
Pink Lady/Cripps Pink	61%	61%	53%	17%	18%	20%	68%	77%	65%	21%	7%	18%
Red Delicious	56%	55%	51%	16%	17%	18%	68%	56%	62%	18%	7%	15%
Rome	67%	42%	43%	13%	24%	18%	61%	76%	72%	25%	15%	16%
Rome Sport	25%	9%	40%	53%	81%	10%	34%	11%	32%	-2%	67%	27%
Spartan	98%	63%	58%	8%	44%	15%	177%	110%	48%	43%	18%	22%
Stayman	25%	27%	22%	24%	26%	36%	24%	42%	32%	45%	24%	36%
York	48%	50%	32%	21%	21%	24%	62%	64%	56%	25%	11%	16%
Other Varieties	38%	30%	30%	31%	31%	32%	28%	30%	32%	39%	38%	32%

Note: Remaining Holdings is a cumulative metric for the current month while Movement Rate is a monthly snapshot for the previous month. The first will tell users if they are ahead or behind total disposition compared to the same time last year/five-year average. The second will tell users if last month's disposition was faster or slower than the disposition in the same month the previous year/five-year average.

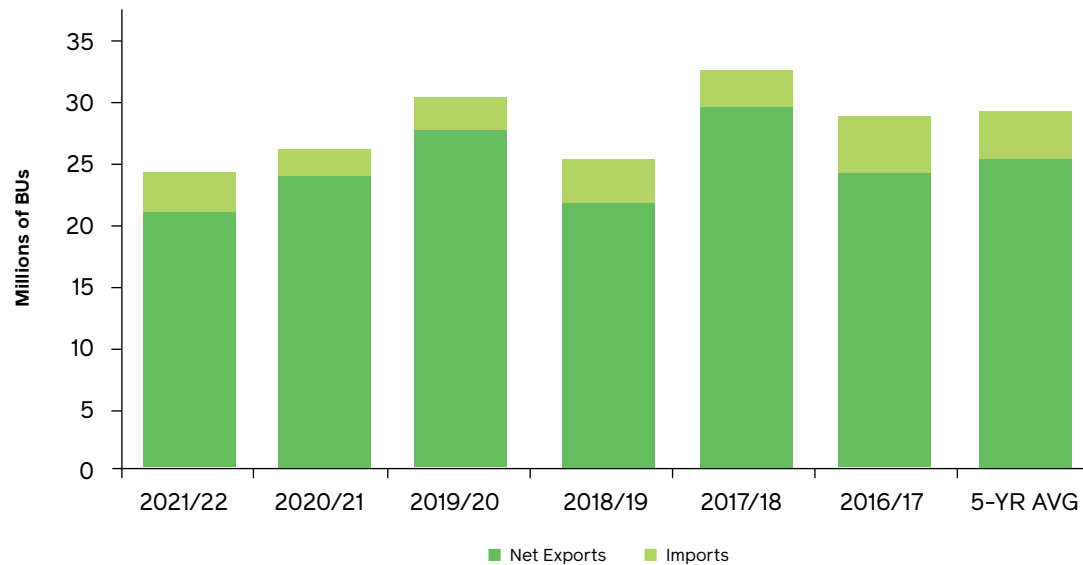
**Figure 1: U.S. Fresh Apple Exports**



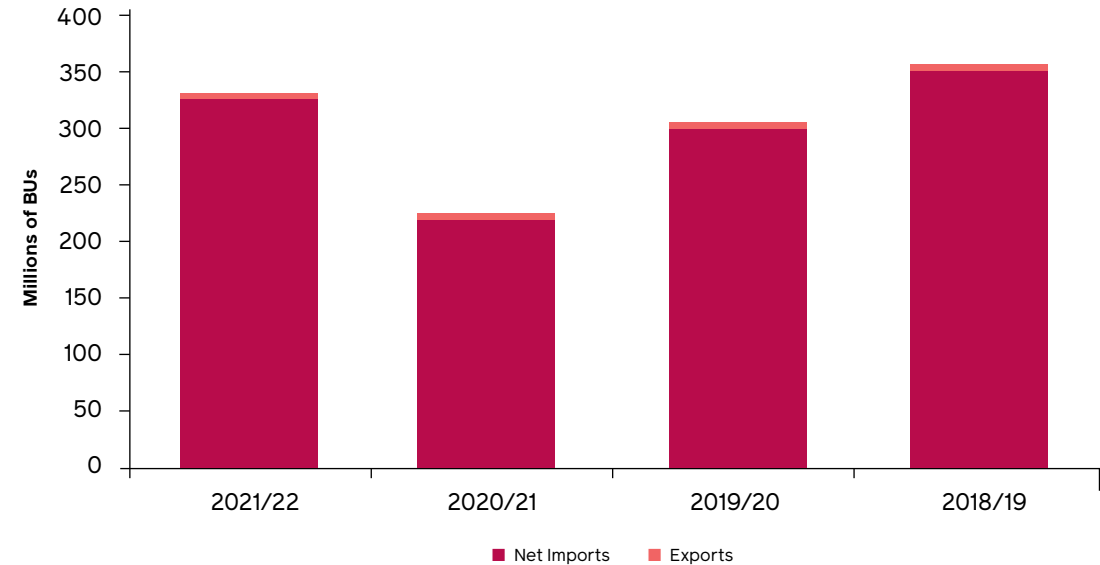
**Figure 2: U.S. Fresh Apple Imports**



**Figure 3: U.S. Fresh Apple Net Trade: Crop YTD**



**Figure 4: U.S. Apple Juice Concentrate Net Trade: Crop YTD**



Sources: USDA, Foreign Agricultural Service, USApple  
 Notes: Five-year average does not include current crop year (July-June). Trade data lags by two months.

**Table 14: European Apple Holdings: Country Summary**

MARCH 2022	2021/22	2020/21	5-YR AVERAGE	MOVEMENT (PRIOR MO.)
<b>Total Europe</b>	<b>154,111,429</b>	<b>141,902,362</b>	<b>134,813,429</b>	<b>(35,222,371)</b>
Austria	3,631,642	3,671,918	2,888,227	(572,607)
Belgium	5,299,142	3,219,638	3,398,495	(780,990)
Czech Republic	1,563,338	1,594,150	1,288,758	(379,300)
Denmark	289,593	156,633	215,496	(81,833)
France	21,226,659	20,046,242	20,519,606	(4,224,367)
Germany	11,766,634	10,346,859	10,245,866	(2,256,639)
Italy	43,434,069	43,631,870	41,616,046	(10,033,682)
Poland	46,979,402	43,934,927	36,869,645	(13,280,211)
Spain	9,119,362	5,985,290	7,733,796	(1,489,482)
Switzerland	2,232,125	2,163,887	1,970,122	(393,157)
The Netherlands	5,305,471	4,109,622	5,308,825	(906,204)
United Kingdom	3,263,992	3,041,326	2,758,547	(823,898)

Source: The World Apple and Pear Association  
 Note: Data reported in 42-pound bushels.

**DISCLAIMER**

While efforts have been made to ensure the accuracy and reliability of the information contained in this report, all information in this report is provided by the U.S. Apple Association (USApple) "as-is" with no guarantee of completeness, accuracy or timeliness and without warranty of any kind expressed or implied by USApple. Use of such information is voluntary, and reliance on it should only be undertaken after an independent review of its accuracy, completeness and applicability.

© 2021 U.S. Apple Association. Reproduction in whole or in part of the material contained herein is prohibited without prior permission from USApple.

For more information, contact the author of this report, Christopher Gerlach, Director, Industry Analytics at USApple: 7600 Leesburg Pike, Suite 400 East | Falls Church, VA 22043 | 703.442.8850 | usapple.org

**Table 15: European Apple Holdings: Variety Summary**

MARCH 2022	2021/22	2020/21	5-YR AVERAGE	MOVEMENT (PRIOR MO.)
<b>Total Varieties</b>	<b>154,111,429</b>	<b>141,902,362</b>	<b>134,813,429</b>	<b>(35,222,371)</b>
Annurca	-	-	-	(262,455)
Boskoop	644,077	161,777	286,266	(280,706)
Braeburn	4,821,042	4,418,040	4,635,371	(889,489)
Bramley	741,592	1,012,288	995,617	(79,471)
Cameo	129,180	176,947	73,403	(58,895)
Cortland	-	-	-	0
Cox Orange	26,770	42,623	64,616	(26,665)
Cripps Pink	5,152,570	6,054,768	5,289,394	(1,521,888)
Elstar	4,044,125	2,845,293	3,367,251	(1,183,222)
Fuji	5,559,946	5,455,215	5,289,160	(1,170,151)
Gala	14,740,888	12,447,881	9,126,377	(5,680,296)
Gloster	1,581,972	2,900,598	3,178,821	(537,140)
Golden Delicious	42,338,857	34,325,358	39,951,367	(6,988,753)
Granny Smith	5,344,981	6,678,571	5,809,168	(1,466,851)
Holsteiner Cox	11,548	5,249	5,774	(18,109)
Idared	10,242,645	9,827,726	9,533,646	(2,152,244)
Jonagold	9,631,293	7,531,667	7,590,351	(1,229,744)
Jonagored	2,291,095	1,910,513	2,704,714	(196,683)
Jonathan	-	-	-	0
Lobo	-	-	-	0
Morgendurf/imperat	564,094	571,700	492,374	(124,817)
Pinova	3,142,948	2,887,341	1,726,154	(455,735)
Red Delicious	6,161,121	6,645,876	5,854,816	(1,662,105)
Red Jonaprince	10,327,857	6,706,837	3,855,582	(1,196,972)
Reinette	1,027,300	1,285,076	930,871	(300,764)
Shampion	4,363,310	4,276,648	4,677,532	(851,823)
Stayman	-	-	108,441	0
Spartan	-	17,165	373,179	0
Other Varieties	21,222,215	23,717,205	18,893,184	(6,887,390)

Source: The World Apple and Pear Association  
 Note: Data reported in 42-pound bushels.