

March 1 U.S. Holdings

Sponsored by
Pace
International LLC

66.9 Million Fresh-Market Holdings

UP
1.6% YOY

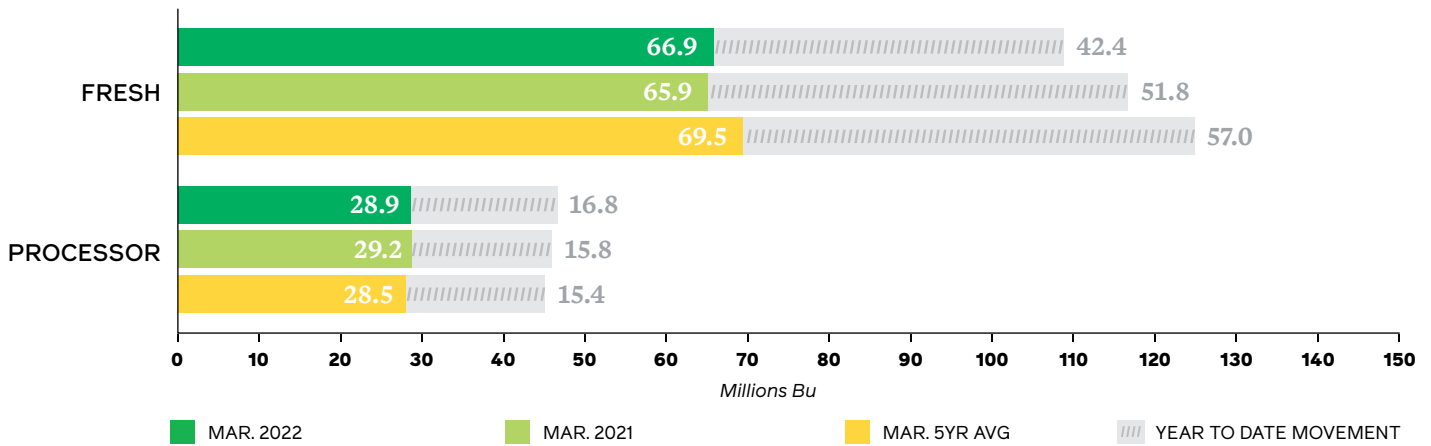
U.S. fresh apple holdings on March 1, 2022 totaled 66.9 million bushels, 1.6 percent more than the inventories reported last March and 3.7 percent less than the March five-year average.

28.9 Million Processing Apple Holdings

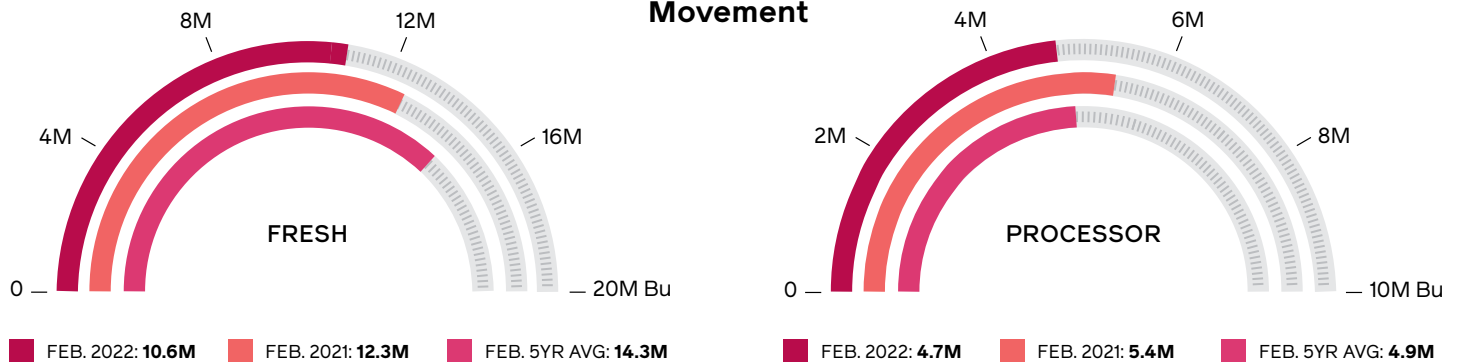
DOWN
0.9% YOY

U.S. processing apple holdings on March 1, 2022 totaled 28.9 million bushels, 0.9 percent less than the inventories reported last March and 1.3 percent more than the March five-year average.

Holdings



Movement



Tables & Figures

TABLES

Table 1:	USAppleTracker Summary.....	2
Table 2:	U.S. Apple Holdings: State Summary.....	3
Table 3:	U.S. Apple Holdings: Variety Summary.....	3
Table 4:	U.S. Apple Holdings: State History.....	4
Table 5:	U.S. Apple Holdings: Variety History.....	4
Table 6:	U.S. Apple Holdings: Total Detail.....	5
Table 7:	U.S. Apple Holdings: Fresh Detail.....	6
Table 8:	U.S. Apple Holdings: Processing Detail.....	7
Table 9:	U.S. Apple Movement: State Summary.....	8
Table 10:	U.S. Apple Movement: Variety Summary.....	8
Table 11:	U.S. Apple Movement: State History.....	9
Table 12:	U.S. Apple Movement: Variety History.....	9
Table 13:	U.S. Apple Performance: Variety Detail.....	10
Table 14:	European Apple Holdings: Country Summary.....	12
Table 15:	European Apple Holdings: Variety Summary.....	12

FIGURES

Figure 1:	U.S. Fresh Apple Exports.....	11
Figure 2:	U.S. Fresh Apple Imports.....	11
Figure 3:	U.S. Fresh Apple Net Trade: Crop YTD.....	11
Figure 4:	U.S. Apple Juice Concentrate Net Trade: Crop YTD.....	11

Table 1:
USAppleTracker
Summary
(Millions of 42-lb Bushels)

MARCH 2022		2021/22	2020/21	5-YR AVERAGE
Total Holdings		95.8	95.0	98.0
By Use	Fresh	66.9	65.9	69.5
	Processing	28.9	29.2	28.5
By Storage Type	Regular	21.1	20.1	17.0
	CA	74.7	75.0	81.1
Total Movement (prior month)		(15.3)	(17.7)	(19.1)
By Use	Fresh	(10.6)	(12.3)	(14.3)
	Processing	(4.7)	(5.4)	(4.9)
By Storage Type	Regular	(3.9)	(4.0)	(3.7)
	CA	(11.4)	(13.7)	(15.5)

Table 2: U.S. Apple Holdings: State Summary (42-lb Bushels)

MARCH 2022	TOTAL		FRESH		PROCESSING	
	REGULAR	CONTROLLED ATMOSPHERE	REGULAR	CONTROLLED ATMOSPHERE	REGULAR	CONTROLLED ATMOSPHERE
United States	21,069,955	74,736,948	13,628,085	53,297,203	7,441,870	21,439,745
California	45,778	130,716	7,538	83,660	38,240	47,056
Connecticut	6,140	26,013	6,117	18,187	23	7,826
Idaho	55,818	109,800	40,806	109,800	15,012	0
Indiana	17,508	9,302	15,867	0	1,641	9,302
Maryland	133,365	192,270	133,235	62,756	130	129,514
Massachusetts	18,965	6,018	18,341	6,018	624	0
Michigan	516,000	3,218,000	51,000	1,123,000	465,000	2,095,000
North Carolina	127,487	155,006	1,641	60,462	125,846	94,544
New Hampshire	4,945	9,680	4,585	9,680	360	0
New York	2,371,282	5,285,588	628,239	3,328,877	1,743,043	1,956,711
Ohio	0	96,114	0	87,558	0	8,556
Oregon	119,802	490,583	106,878	390,933	12,924	99,650
Pennsylvania	1,815,818	2,482,016	140,082	795,189	1,675,736	1,686,827
Virginia	261,668	1,028,777	107,825	132,838	153,843	895,939
Washington	15,566,624	61,382,280	12,357,176	47,016,490	3,209,448	14,365,790
West Virginia	8,755	93,291	8,755	54,169	0	39,122
Other States	0	21,494	0	17,586	0	3,908

Other States include Delaware, Maine, Utah, Wisconsin and any other suppressed (S) state data.

Table 3: U.S. Apple Holdings: Variety Summary (42-lb Bushels)

MARCH 2022	TOTAL		FRESH		PROCESSING	
	REGULAR	CONTROLLED ATMOSPHERE	REGULAR	CONTROLLED ATMOSPHERE	REGULAR	CONTROLLED ATMOSPHERE
Total Varieties	21,069,955	74,736,948	13,628,085	53,297,203	7,441,870	21,439,745
Ambrosia	481,729	749,712	411,564	615,773	70,165	133,939
Braeburn	58,327	56,529	33,224	39,205	25,103	17,324
Cortland	141,235	145,496	35,125	57,464	106,110	88,032
Cosmic Crisp	1,166,738	2,126,453	1,031,872	1,674,652	134,866	451,801
Empire	200,033	480,718	77,460	412,480	122,573	68,238
Fuji	2,448,255	7,271,735	1,819,375	5,673,303	628,880	1,598,432
Gala	1,413,914	12,770,531	1,032,217	10,334,110	381,697	2,436,421
Golden Delicious	1,620,767	4,396,486	655,376	2,315,276	965,391	2,081,210
Granny Smith	2,514,490	10,608,393	1,761,179	8,240,471	753,311	2,367,922
Honeycrisp	2,234,173	9,334,710	1,475,512	5,496,304	758,661	3,838,406
Idared	494,973	877,227	1,831	47,673	493,142	829,554
Jonathan	12,412	148,181	406	33,057	12,006	115,124
McIntosh	412,677	821,909	213,739	548,562	198,938	273,347
Mutsu/Crispin	71,629	214,336	3,604	21,356	68,025	192,980
Newtown Pippin	42,846	43,938	8,375	30,740	34,471	13,198
Pink Lady/Cripps Pink	3,102,094	3,455,653	2,669,590	2,788,954	432,504	666,699
Red Delicious	2,039,000	13,411,260	1,403,097	10,877,290	635,903	2,533,970
Rome	778,549	1,499,435	27,969	96,178	750,580	1,403,257
Rome Sport	4,346	22,367	0	13,367	4,346	9,000
Spartan	633	133,442	633	117,680	0	15,762
Stayman	32,552	13,579	7,420	418	25,132	13,161
York	314,798	895,564	647	31,280	314,151	864,284
Other Varieties	1,483,785	5,259,294	957,870	3,831,610	525,915	1,427,684

Table 4:
U.S. Apple Holdings:
State History
 (42-lb Bushels)

MARCH 2022	TOTAL			FRESH			PROCESSING		
	2021/22	2020/21	5-YR AVERAGE	2021/22	2020/21	5-YR AVERAGE	2021/22	2020/21	5-YR AVERAGE
United States	95,806,903	95,017,679	98,010,511	66,925,288	65,861,068	69,491,471	28,881,615	29,156,611	28,519,040
California	176,494	184,760	179,327	91,198	93,574	92,058	85,296	91,186	87,269
Connecticut	32,153	24,419	15,424	24,304	23,550	15,251	7,849	869	174
Idaho	165,618	78,600	140,528	150,606	78,600	88,128	15,012	0	52,400
Indiana	26,810	29,988	26,331	15,867	17,748	16,148	10,943	12,240	10,183
Maryland	325,635	183,362	169,915	195,991	43,364	141,544	129,644	139,998	28,371
Massachusetts	24,983	28,784	37,554	24,359	28,784	37,554	624	0	0
Michigan	3,734,000	3,414,000	4,009,318	1,174,000	1,216,000	1,903,231	2,560,000	2,198,000	2,106,087
North Carolina	282,493	339,046	278,079	62,103	69,462	85,668	220,390	269,584	192,411
New Hampshire	14,625	3,160	2,059	14,265	3,160	2,047	360	0	12
New York	7,656,870	7,885,407	6,677,217	3,957,116	3,629,947	3,155,716	3,699,754	4,255,460	3,521,501
Ohio	96,114	10,242	14,820	87,558	10,242	12,830	8,556	0	1,989
Oregon	610,385	779,892	681,277	497,811	641,982	551,706	112,574	137,910	129,572
Pennsylvania	4,297,834	3,240,639	3,096,799	935,271	652,873	659,677	3,362,563	2,587,766	2,437,122
Virginia	1,290,445	1,289,146	1,536,789	240,663	245,163	185,542	1,049,782	1,043,983	1,351,247
Washington	76,948,904	77,262,176	80,915,015	59,373,666	59,019,320	62,457,682	17,575,238	18,242,856	18,457,334
West Virginia	102,046	243,378	212,264	62,924	70,379	72,604	39,122	172,999	139,661
Other States	21,494	20,680	17,794	17,586	16,920	14,087	3,908	3,760	3,707

Other States include Delaware, Maine, Utah, Wisconsin and any other suppressed (S) state data.

Table 5:
U.S. Apple Holdings:
Variety History
 (42-lb Bushels)

MARCH 2022	TOTAL			FRESH			PROCESSING		
	2021/22	2020/21	5-YR AVERAGE	2021/22	2020/21	5-YR AVERAGE	2021/22	2020/21	5-YR AVERAGE
Total Varieties	95,806,903	95,017,679	98,010,511	66,925,288	65,861,068	69,491,471	28,881,615	29,156,611	28,519,040
Ambrosia	1,231,441	1,055,614	576,200	1,027,337	847,216	466,188	204,104	208,398	110,013
Braeburn	114,856	208,835	428,252	72,429	160,395	334,750	42,427	48,440	93,502
Cortland	286,731	387,870	278,527	92,589	153,270	123,056	194,142	234,600	155,470
Cosmic Crisp	3,293,191	1,055,967	214,622	2,706,524	855,015	174,241	586,667	200,952	40,381
Empire	680,751	898,262	823,938	489,940	709,110	639,583	190,811	189,152	184,355
Fuji	9,719,990	11,947,707	11,092,802	7,492,678	9,462,307	8,698,581	2,227,312	2,485,400	2,394,221
Gala	14,184,445	15,275,233	16,779,545	11,366,327	12,495,630	13,594,160	2,818,118	2,779,603	3,185,385
Golden Delicious	6,017,253	5,936,255	7,610,595	2,970,652	2,930,987	4,050,943	3,046,601	3,005,268	3,559,652
Granny Smith	13,122,883	10,198,768	11,388,954	10,001,650	7,324,983	8,593,717	3,121,233	2,873,785	2,795,237
Honeycrisp	11,568,883	12,266,254	8,436,118	6,971,816	7,423,344	5,120,048	4,597,067	4,842,910	3,316,070
Idared	1,372,200	1,865,397	1,728,246	49,504	106,140	107,557	1,322,696	1,759,257	1,620,689
Jonathan	160,593	180,430	171,454	33,463	60,140	64,439	127,130	120,290	107,015
McIntosh	1,234,586	1,221,014	1,185,015	762,301	733,974	833,800	472,285	487,040	351,215
Mutsu/Crispin	285,965	345,489	367,249	24,960	30,524	57,699	261,005	314,965	309,549
Newtown Pippin	86,784	87,698	54,628	39,115	34,382	15,514	47,669	53,316	39,114
Pink Lady/Cripps Pink	6,557,747	5,538,740	4,577,955	5,458,544	4,455,395	3,756,971	1,099,203	1,083,345	820,983
Red Delicious	15,450,260	16,660,168	22,663,380	12,280,387	13,912,364	18,600,782	3,169,873	2,747,804	4,062,598
Rome	2,277,984	2,498,382	2,673,001	124,147	102,019	208,701	2,153,837	2,396,363	2,464,300
Rome Sport	26,713	45,431	92,107	13,367	14,838	45,167	13,346	30,593	46,940
Spartan	134,075	104,990	86,617	118,313	98,691	83,822	15,762	6,299	2,794
Stayman	46,131	77,584	72,340	7,838	7,022	12,200	38,293	70,562	60,140
York	1,210,362	1,385,702	1,211,128	31,927	35,598	15,355	1,178,435	1,350,104	1,195,773
Other Varieties	6,743,079	5,775,889	5,497,838	4,789,480	3,907,724	3,894,195	1,953,599	1,868,165	1,603,643

Table 7: U.S. Apple Holdings: Fresh Detail (42-lb Bushels)

Other States include Delaware, Maine, Utah, Wisconsin and any other suppressed (S) state data.

MARCH 2022	STORAGE TYPE	US	CA	CT	ID	IN	MD	MA	MI	NC	NH	NY	OH	OR	PA	VA	WA	WV	OTHER STATES
Ambrosia	Total	1,027,337	0	0	0	0	0	0	0	0	0	5,219	0	0	1,166	0	1,020,952	0	0
	CA	615,773	0	0	0	0	0	0	0	0	0	2,336	0	0	866	0	612,571	0	0
Braeburn	Total	72,429	0	0	0	0	0	1,094	0	0	0	6,432	0	0	1,094	0	63,809	0	0
	CA	39,205	0	0	0	0	0	1,094	0	0	0	6,432	0	0	1,094	0	30,585	0	0
Cortland	Total	92,589	0	1,718	0	0	19	1,641	0	0	3,500	81,084	0	0	2,438	0	0	2,189	0
	CA	57,464	0	77	0	0	0	0	0	0	2,780	51,980	0	0	438	0	0	2,189	0
Cosmic Crisp	Total	2,706,524	0	0	0	0	0	0	0	0	0	0	0	0	0	0	2,706,524	0	0
	CA	1,674,652	0	0	0	0	0	0	0	0	0	0	0	0	0	0	1,674,652	0	0
Empire	Total	489,940	3,228	5,052	0	0	0	0	7,000	6,019	765	461,928	77	0	873	1,715	0	3,283	0
	CA	412,480	3,228	4,395	0	0	0	0	7,000	6,019	285	388,910	77	0	851	1,715	0	0	0
Fuji	Total	7,492,678	0	127	17,442	0	26,935	0	117,000	2,736	0	278,603	7,538	104,190	164,445	13,303	6,749,429	4,378	6,552
	CA	5,673,303	0	127	0	0	0	0	117,000	2,736	0	240,934	7,538	81,418	135,562	7,672	5,071,575	2,189	6,552
Gala	Total	11,366,327	0	685	0	0	26,478	0	591,000	13,679	1,215	518,923	15,077	113,684	143,029	14,357	9,921,666	0	6,534
	CA	10,334,110	0	400	0	0	26,478	0	557,000	13,679	1,215	463,292	15,077	104,069	133,977	9,389	9,003,000	0	6,534
Golden Delicious	Total	2,970,652	61,829	1,874	16,200	0	16,875	0	37,000	1,094	420	47,958	26,384	15,364	234,984	40,652	2,454,334	14,226	1,458
	CA	2,315,276	61,829	1,600	16,200	0	12,518	0	37,000	1,094	40	41,581	26,384	5,949	208,841	19,834	1,866,722	14,226	1,458
Granny Smith	Total	10,001,650	0	201	0	1,094	1,485	0	0	0	0	32,957	6,031	39,474	19,813	14,547	9,886,048	0	0
	CA	8,240,471	0	196	0	0	0	0	0	0	0	32,897	6,031	34,690	12,181	7,629	8,146,847	0	0
Honeycrisp	Total	6,971,816	0	0	0	0	0	1,094	0	0	130	34,609	0	67,552	15,626	948	6,851,857	0	0
	CA	5,496,304	0	0	0	0	0	1,094	0	0	0	19,105	0	58,221	8,911	0	5,408,973	0	0
Idared	Total	49,504	0	364	0	0	342	0	22,000	0	0	26,278	452	0	23	45	0	0	0
	CA	47,673	0	196	0	0	342	0	22,000	0	0	24,660	452	0	23	0	0	0	0
Jonathan	Total	33,463	0	0	0	0	0	2,736	10,000	0	0	14,992	678	340	4,651	66	0	0	0
	CA	33,057	0	0	0	0	0	2,736	10,000	0	0	14,992	678	0	4,651	0	0	0	0
McIntosh	Total	762,301	0	11,209	0	0	1,927	14,226	11,000	821	6,540	709,112	1,960	0	5,470	36	0	0	0
	CA	548,562	0	8,996	0	0	0	0	11,000	821	5,360	516,237	1,960	0	4,188	0	0	0	0
Mutsu/ Crispin	Total	24,960	0	301	0	0	29	0	0	0	1,200	23,119	0	0	29	282	0	0	0
	CA	21,356	0	294	0	0	0	0	0	0	0	21,039	0	0	23	0	0	0	0
Newtown Pippin	Total	39,115	18,603	0	0	0	0	0	0	8,755	0	0	0	8,375	438	2,944	0	0	0
	CA	30,740	18,603	0	0	0	0	0	0	8,755	0	0	0	0	438	2,944	0	0	0
Pink Lady/ Cripps Pink	Total	5,458,544	7,538	940	23,364	0	6,013	1,094	1,000	10,943	65	73,694	528	12,775	36,795	52,366	5,231,429	0	0
	CA	2,788,954	0	620	0	0	0	1,094	1,000	10,943	0	58,937	528	0	24,549	50,148	2,641,135	0	0
Red Delicious	Total	12,280,387	0	382	93,600	8,755	67,714	1,094	304,000	4,377	140	537,877	24,876	124,407	253,841	92,025	10,731,428	32,829	3,042
	CA	10,877,290	0	98	93,600	0	23,266	0	289,000	4,377	0	466,555	24,876	106,586	220,674	32,015	9,580,372	32,829	3,042
Rome	Total	124,147	0	0	0	4,924	2,958	0	5,000	0	0	108,819	188	0	1,570	688	0	0	0
	CA	96,178	0	0	0	0	0	0	5,000	0	0	90,420	188	0	570	0	0	0	0
Rome Sport	Total	13,367	0	0	0	0	0	0	4,000	0	0	6,631	0	0	0	0	0	2,736	0
	CA	13,367	0	0	0	0	0	0	4,000	0	0	6,631	0	0	0	0	0	2,736	0
Spartan	Total	118,313	0	0	0	0	141	0	0	5,472	0	111,718	0	0	0	982	0	0	0
	CA	117,680	0	0	0	0	0	0	0	5,472	0	111,226	0	0	0	982	0	0	0
Stayman	Total	7,838	0	164	0	1,094	464	0	0	0	0	1,094	0	0	1,285	1,001	0	2,736	0
	CA	418	0	0	0	0	0	0	0	0	0	0	0	0	418	0	0	0	0
York	Total	31,927	0	0	0	0	16	0	0	6,566	0	24,075	0	0	547	176	0	547	0
	CA	31,280	0	0	0	0	0	0	0	6,566	0	24,075	0	0	547	92	0	0	0
Others	Total	4,789,480	0	1,287	0	0	44,595	1,380	65,000	1,641	290	851,994	3,769	11,650	47,154	4,530	3,756,190	0	0
	CA	3,831,610	0	1,188	0	0	152	0	63,000	0	0	746,638	3,769	0	36,805	0	2,980,058	0	0
Total Varieties	Total	66,925,288	91,198	24,304	150,606	15,867	195,991	24,359	1,174,000	62,103	14,265	3,957,116	87,558	497,811	935,271	240,663	59,373,666	62,924	17,586
	CA	53,297,203	83,660	18,187	109,800	0	62,756	6,018	1,123,000	60,462	9,680	3,328,877	87,558	390,933	795,189	132,838	47,016,490	54,169	17,586

Table 8: U.S. Apple Holdings: Processing Detail (42-lb Bushels)

Other States include Delaware, Maine, Utah, Wisconsin and any other suppressed (S) state data.

MARCH 2022	STORAGE TYPE	US	CA	CT	ID	IN	MD	MA	MI	NC	NH	NY	OH	OR	PA	VA	WA	WV	OTHER STATES
Ambrosia	Total	204,104	0	0	0	0	0	0	0	0	0	28,796	0	70	0	0	175,238	0	0
Ambrosia	CA	133,939	0	0	0	0	0	0	0	0	0	28,796	0	0	0	0	105,143	0	0
Braeburn	Total	42,427	0	0	0	0	0	0	4,000	0	0	7,673	0	0	12,425	234	18,095	0	0
Braeburn	CA	17,324	0	0	0	0	0	0	0	0	0	7,673	0	0	0	234	9,417	0	0
Cortland	Total	194,142	0	0	0	0	0	0	0	0	0	153,620	0	0	31,426	9,096	0	0	0
Cortland	CA	88,032	0	0	0	0	0	0	0	0	0	78,936	0	0	0	9,096	0	0	0
Cosmic Crisp	Total	586,667	0	0	0	0	0	0	0	0	0	0	0	0	0	0	586,667	0	0
Cosmic Crisp	CA	451,801	0	0	0	0	0	0	0	0	0	0	0	0	0	0	451,801	0	0
Empire	Total	190,811	6,019	0	0	0	0	0	59,000	1,915	0	109,633	0	0	13,318	926	0	0	0
Empire	CA	68,238	6,019	0	0	0	0	0	49,000	1,915	0	10,378	0	0	0	926	0	0	0
Fuji	Total	2,227,312	3,830	0	0	0	2,358	0	81,000	821	0	47,915	1,508	24,126	195,360	3,224	1,865,714	0	1,456
Fuji	CA	1,598,432	3,830	0	0	0	2,358	0	57,000	821	0	22,386	1,508	20,354	600	2,667	1,485,452	0	1,456
Gala	Total	2,818,118	0	0	0	10,943	0	0	111,000	1,094	0	42,011	1,508	28,700	51,126	3,739	2,563,809	2,736	1,452
Gala	CA	2,436,421	0	0	0	9,302	0	0	78,000	1,094	0	10,200	1,508	26,017	0	3,699	2,302,413	2,736	1,452
Golden Delicious	Total	3,046,601	26,811	0	0	0	49,361	0	515,000	61,154	0	398,378	2,261	3,021	832,108	276,278	881,905	0	324
Golden Delicious	CA	2,081,210	26,811	0	0	0	49,361	0	413,000	22,853	0	272,906	2,261	1,487	333,725	254,132	704,350	0	324
Granny Smith	Total	3,121,233	0	0	15,012	0	0	0	0	0	0	62,035	0	9,041	158,414	7,207	2,869,524	0	0
Granny Smith	CA	2,367,922	0	0	0	0	0	0	0	0	0	47,410	0	8,672	77,066	6,569	2,228,205	0	0
Honeycrisp	Total	4,597,067	0	0	0	0	130	0	1,000	0	0	59,563	0	16,451	3,732	0	4,516,191	0	0
Honeycrisp	CA	3,838,406	0	0	0	0	0	0	1,000	0	0	19,179	0	14,555	0	0	3,803,672	0	0
Idared	Total	1,322,696	0	7,826	0	0	15,415	0	333,000	0	0	810,551	0	0	100,956	54,948	0	0	0
Idared	CA	829,554	0	7,826	0	0	15,415	0	307,000	0	0	444,365	0	0	0	54,948	0	0	0
Jonathan	Total	127,130	0	0	0	0	0	0	116,000	0	0	4,124	0	0	7,006	0	0	0	0
Jonathan	CA	115,124	0	0	0	0	0	0	111,000	0	0	4,124	0	0	0	0	0	0	0
McIntosh	Total	472,285	0	0	0	0	0	0	79,000	274	0	384,056	151	0	7,120	1,684	0	0	0
McIntosh	CA	273,347	0	0	0	0	0	0	78,000	274	0	193,238	151	0	0	1,684	0	0	0
Mutsu/ Crispin	Total	261,005	0	0	0	0	0	0	0	0	0	234,418	0	0	24,190	2,397	0	0	0
Mutsu/ Crispin	CA	192,980	0	0	0	0	0	0	0	0	0	190,583	0	0	0	2,397	0	0	0
Newtown Pippin	Total	47,669	44,867	0	0	0	0	0	0	2,189	0	0	0	0	0	613	0	0	0
Newtown Pippin	CA	13,198	10,396	0	0	0	0	0	0	2,189	0	0	0	0	0	613	0	0	0
Pink Lady/ Cripps Pink	Total	1,099,203	3,769	0	0	0	0	0	14,000	4,924	0	3,084	75	517	29,531	11,305	1,001,904	30,094	0
Pink Lady/ Cripps Pink	CA	666,699	0	0	0	0	0	0	10,000	4,924	0	3,084	75	0	0	8,225	610,297	30,094	0
Red Delicious	Total	3,169,873	0	0	0	0	34,354	0	199,000	1,094	0	186,290	3,015	28,729	186,131	73,815	2,450,477	6,292	676
Red Delicious	CA	2,533,970	0	0	0	0	34,354	0	154,000	1,094	0	78,491	3,015	26,646	53,314	51,080	2,125,008	6,292	676
Rome	Total	2,153,837	0	0	0	0	13,928	0	568,000	144,189	0	758,619	38	0	501,168	167,895	0	0	0
Rome	CA	1,403,257	0	0	0	0	13,928	0	526,000	56,644	0	369,151	38	0	291,286	146,210	0	0	0
Rome Sport	Total	13,346	0	0	0	0	0	0	9,000	0	0	0	0	0	4,346	0	0	0	0
Rome Sport	CA	9,000	0	0	0	0	0	0	9,000	0	0	0	0	0	0	0	0	0	0
Spartan	Total	15,762	0	0	0	0	4,367	0	0	2,736	0	8,292	0	0	0	367	0	0	0
Spartan	CA	15,762	0	0	0	0	4,367	0	0	2,736	0	8,292	0	0	0	367	0	0	0
Stayman	Total	38,293	0	0	0	0	0	0	0	0	0	3,487	0	0	20,682	14,124	0	0	0
Stayman	CA	13,161	0	0	0	0	0	0	0	0	0	0	0	0	0	13,161	0	0	0
York	Total	1,178,435	0	0	0	0	9,317	0	0	0	0	19,362	0	0	844,253	305,503	0	0	0
York	CA	864,284	0	0	0	0	9,317	0	0	0	0	19,362	0	0	592,145	243,460	0	0	0
Others	Total	1,953,599	0	23	0	0	414	624	471,000	0	360	377,847	0	1,919	339,271	116,427	645,714	0	0
Others	CA	1,427,684	0	0	0	0	414	0	302,000	0	0	148,157	0	1,919	338,691	96,471	540,032	0	0
Total Varieties	Total	28,881,615	85,296	7,849	15,012	10,943	129,644	624	2,560,000	220,390	360	3,699,754	8,556	112,574	3,362,563	1,049,782	17,575,238	39,122	3,908
Total Varieties	CA	21,439,745	47,056	7,826	0	9,302	129,514	0	2,095,000	94,544	0	1,956,711	8,556	99,650	1,686,827	895,939	14,365,790	39,122	3,908

Table 9: U.S. Apple Movement: State Summary (42-lb Bushels)

FEBRUARY 2022	TOTAL		FRESH		PROCESSING	
	REGULAR	CONTROLLED ATMOSPHERE	REGULAR	CONTROLLED ATMOSPHERE	REGULAR	CONTROLLED ATMOSPHERE
United States	(3,899,936)	(11,439,382)	(2,120,575)	(8,523,367)	(1,779,361)	(2,916,015)
California	(7,298)	(20,839)	(1,202)	(13,337)	(6,096)	(7,502)
Connecticut	(1,046)	(10,137)	(1,054)	(10,142)	8	5
Idaho	(95,706)	(1,080)	(110,718)	(1,080)	15,012	0
Indiana	(2,792)	(1,482)	(2,530)	0	(262)	(1,482)
Maryland	(21,258)	(30,649)	(21,237)	(10,003)	(21)	(20,646)
Massachusetts	(9,696)	(961)	(9,725)	(961)	29	0
Michigan	(240,000)	(894,000)	(51,000)	(579,000)	(189,000)	(315,000)
North Carolina	(20,324)	66,825	(262)	(9,639)	(20,062)	76,464
New Hampshire	(4,585)	(10,996)	(3,745)	(10,996)	(840)	0
New York	(429,795)	(1,077,512)	(133,611)	(818,065)	(296,184)	(259,447)
Ohio	0	(15,323)	0	(13,959)	0	(1,364)
Oregon	32,737	(97,789)	57,433	(82,080)	(24,696)	(15,709)
Pennsylvania	(846,542)	(51,986)	(97,454)	(245,575)	(749,088)	193,589
Virginia	7,097	(198,476)	(26,680)	(39,006)	33,777	(159,470)
Washington	(2,259,333)	(8,952,711)	(1,717,395)	(6,658,460)	(541,938)	(2,294,251)
West Virginia	(1,395)	(114,854)	(1,395)	(8,636)	0	(106,218)
Other States	0	(27,412)	0	(22,428)	0	(4,984)

Other States include Delaware, Maine, Utah, Wisconsin and any other suppressed (S) state data.

Table 10: U.S. Apple Movement: Variety Summary (42-lb Bushels)

FEBRUARY 2022	TOTAL		FRESH		PROCESSING	
	REGULAR	CONTROLLED ATMOSPHERE	REGULAR	CONTROLLED ATMOSPHERE	REGULAR	CONTROLLED ATMOSPHERE
Total Varieties	(3,899,936)	(11,439,382)	(2,120,575)	(8,523,367)	(1,779,361)	(2,916,015)
Ambrosia	(80,415)	(131,498)	(68,675)	(109,194)	(11,740)	(22,304)
Braeburn	(8,960)	(25,091)	(10,910)	(11,397)	1,950	(13,694)
Cortland	(17,711)	(30,958)	(4,803)	(15,713)	(12,908)	(15,245)
Cosmic Crisp	(132,585)	(211,884)	(101,934)	(109,202)	(30,651)	(102,682)
Empire	(44,567)	(135,699)	(13,097)	(119,485)	(31,470)	(16,214)
Fuji	(451,457)	(1,487,486)	(382,515)	(1,246,639)	(68,942)	(240,847)
Gala	(291,321)	(2,498,539)	(236,168)	(2,186,939)	(55,153)	(311,600)
Golden Delicious	(222,597)	(850,637)	(136,142)	(411,694)	(86,455)	(438,943)
Granny Smith	(290,028)	(1,104,345)	(202,453)	(845,195)	(87,575)	(259,150)
Honeycrisp	(375,663)	(1,682,881)	(190,315)	(737,699)	(185,348)	(945,182)
Idared	(140,557)	(37,198)	(2,600)	(2,645)	(137,957)	(34,553)
Jonathan	(16,013)	(13,334)	(3,670)	(6,676)	(12,343)	(6,658)
McIntosh	(64,125)	(215,804)	(28,930)	(172,315)	(35,195)	(43,489)
Mutsu/Crispin	(14,900)	(21,721)	(3,597)	(1,877)	(11,303)	(19,844)
Newtown Pippin	(5,499)	(7,005)	8,375	(4,900)	(13,874)	(2,105)
Pink Lady/Cripps Pink	(409,268)	(493,071)	(301,505)	(343,209)	(107,763)	(149,862)
Red Delicious	(274,653)	(1,390,966)	(214,324)	(1,329,217)	(60,329)	(61,749)
Rome	(155,444)	(69,333)	(20,264)	(799)	(135,180)	(68,534)
Rome Sport	(16,984)	(2,276)	(100)	(876)	(16,884)	(1,400)
Spartan	(2,102)	(1,085)	(2,102)	1,427	0	(2,512)
Stayman	(22,529)	(2,165)	(2,460)	(67)	(20,069)	(2,098)
York	(172,211)	(124,050)	(102)	(4,987)	(172,109)	(119,063)
Other Varieties	(690,347)	(902,356)	(202,284)	(864,069)	(488,063)	(38,287)

Table 11:
U.S. Apple Movement:
State History
(42-lb Bushels)

FEBRUARY 2022	TOTAL			FRESH			PROCESSING		
	2021/22	2020/21	5-YR AVERAGE	2021/22	2020/21	5-YR AVERAGE	2021/22	2020/21	5-YR AVERAGE
United States	(15,339,318)	(17,678,932)	(19,145,363)	(10,643,942)	(12,304,744)	(14,290,628)	(4,695,376)	(5,374,188)	(4,854,735)
California	(28,137)	(60,511)	(51,297)	(14,539)	(33,908)	(28,416)	(13,598)	(26,603)	(22,881)
Connecticut	(11,183)	(7,368)	(9,211)	(11,196)	(7,263)	(7,110)	13	(105)	(2,101)
Idaho	(96,786)	(53,900)	(77,472)	(111,798)	(53,900)	(78,372)	15,012	0	900
Indiana	(4,274)	(5,354)	(6,573)	(2,530)	(3,169)	(3,834)	(1,744)	(2,185)	(2,739)
Maryland	(51,907)	(8,616)	(19,143)	(31,240)	(9,596)	(19,153)	(20,667)	980	10
Massachusetts	(10,657)	(10,426)	(16,402)	(10,686)	(9,892)	(16,296)	29	(534)	(107)
Michigan	(1,134,000)	(1,607,000)	(1,487,082)	(630,000)	(969,000)	(888,769)	(504,000)	(638,000)	(598,313)
North Carolina	46,501	(56,472)	(127,436)	(9,901)	(12,402)	(17,957)	56,402	(44,070)	(109,479)
New Hampshire	(15,581)	(660)	(3,577)	(14,741)	(660)	(3,549)	(840)	0	(28)
New York	(1,507,307)	(1,497,673)	(1,232,194)	(951,676)	(891,835)	(763,483)	(555,631)	(605,838)	(468,712)
Ohio	(15,323)	(6,174)	(19,177)	(13,959)	(6,174)	(16,953)	(1,364)	0	(2,225)
Oregon	(65,052)	(265,859)	(152,549)	(24,647)	(197,191)	(114,171)	(40,405)	(68,668)	(38,378)
Pennsylvania	(898,528)	(534,933)	(523,467)	(343,029)	(243,565)	(209,673)	(555,499)	(291,368)	(313,794)
Virginia	(191,379)	(796,689)	(429,151)	(65,686)	(59,945)	(89,578)	(125,693)	(736,744)	(339,572)
Washington	(11,212,044)	(12,698,542)	(14,921,010)	(8,375,855)	(9,776,636)	(12,000,439)	(2,836,189)	(2,921,906)	(2,920,571)
West Virginia	(116,249)	(43,456)	(49,560)	(10,031)	(12,566)	(17,450)	(106,218)	(30,890)	(32,110)
Other States	(27,412)	(25,299)	(20,059)	(22,428)	(17,042)	(15,424)	(4,984)	(8,257)	(4,635)

Other States include Delaware, Maine, Utah, Wisconsin and any other suppressed (S) state data.

Table 12:
U.S. Apple Movement:
Variety History
(42-lb Bushels)

FEBRUARY 2022	TOTAL			FRESH			PROCESSING		
	2021/22	2020/21	5-YR AVERAGE	2021/22	2020/21	5-YR AVERAGE	2021/22	2020/21	5-YR AVERAGE
Total Varieties	(15,339,318)	(17,678,932)	(19,145,363)	(10,643,942)	(12,304,744)	(14,290,628)	(4,695,376)	(5,374,188)	(4,854,735)
Ambrosia	(211,913)	(162,058)	(72,695)	(177,869)	(153,449)	(67,373)	(34,044)	(8,609)	(5,322)
Braeburn	(34,051)	(68,909)	(134,484)	(22,307)	(68,495)	(119,579)	(11,744)	(42,414)	(14,905)
Cortland	(48,669)	(92,242)	(78,341)	(20,516)	(74,181)	(42,542)	(28,153)	(18,061)	(35,800)
Cosmic Crisp	(344,469)	(233,556)	(52,235)	(211,136)	(178,318)	(40,425)	(133,333)	(55,238)	(11,810)
Empire	(180,266)	(261,094)	(235,200)	(132,582)	(194,728)	(171,994)	(47,684)	(66,366)	(63,206)
Fuji	(1,938,943)	(2,205,478)	(2,294,225)	(1,629,154)	(1,811,514)	(1,785,994)	(309,789)	(393,964)	(508,231)
Gala	(2,789,860)	(3,373,113)	(3,577,446)	(2,423,107)	(2,701,881)	(3,035,688)	(366,753)	(671,232)	(541,758)
Golden Delicious	(1,073,234)	(952,354)	(1,272,707)	(547,836)	(503,084)	(758,655)	(525,398)	(449,270)	(514,052)
Granny Smith	(1,394,373)	(1,840,086)	(1,835,630)	(1,047,648)	(1,381,417)	(1,450,720)	(346,725)	(458,669)	(384,910)
Honeycrisp	(2,058,544)	(2,477,290)	(2,180,012)	(928,014)	(1,454,037)	(1,410,473)	(1,130,530)	(1,023,253)	(769,539)
Idared	(177,755)	(359,476)	(241,872)	(5,245)	(46,575)	(24,348)	(172,510)	(312,901)	(217,523)
Jonathan	(29,347)	(18,031)	(27,821)	(10,346)	(9,486)	(23,254)	(19,001)	(8,545)	(4,566)
McIntosh	(279,929)	(216,317)	(339,411)	(201,245)	(117,816)	(254,712)	(78,684)	(98,501)	(84,699)
Mutsu/Crispin	(36,621)	(24,101)	(32,280)	(5,474)	(8,212)	(7,163)	(31,147)	(15,889)	(25,117)
Newtown Pippin	(12,504)	(19,659)	(14,845)	3,475	(6,138)	(3,546)	(15,979)	(13,521)	(11,299)
Pink Lady/Cripps Pink	(902,339)	(696,515)	(780,836)	(644,714)	(655,376)	(684,358)	(257,625)	(41,139)	(96,478)
Red Delicious	(1,665,619)	(2,132,744)	(3,594,261)	(1,543,541)	(1,902,947)	(3,188,677)	(122,078)	(229,797)	(405,585)
Rome	(224,777)	(412,784)	(319,689)	(21,063)	(55,066)	(56,327)	(203,714)	(357,718)	(263,362)
Rome Sport	(19,260)	(7,277)	(24,343)	(976)	(5,889)	(9,987)	(18,284)	(1,388)	(14,356)
Spartan	(3,187)	(14,986)	(5,817)	(675)	(15,032)	(5,468)	(2,512)	46	(349)
Stayman	(24,694)	(33,259)	(26,248)	(2,527)	(1,981)	(2,416)	(22,167)	(31,278)	(23,832)
York	(296,261)	(329,554)	(249,906)	(5,089)	(6,465)	(3,947)	(291,172)	(323,089)	(245,958)
Other Varieties	(1,592,703)	(1,748,049)	(1,755,059)	(1,066,353)	(994,657)	(1,142,981)	(526,350)	(753,392)	(612,078)

Table 13: U.S. Apple Performance: Variety Detail

MARCH 2022/ FEBRUARY 2022	FRESH						PROCESSING					
	REMAINING HOLDINGS			MOVEMENT RATE			REMAINING HOLDINGS			MOVEMENT RATE		
	2021/22	2020/21	5-YR AVERAGE	2021/22	2020/21	5-YR AVERAGE	2021/22	2020/21	5-YR AVERAGE	2021/22	2020/21	5-YR AVERAGE
Total Varieties	61%	56%	55%	14%	16%	17%	63%	65%	65%	14%	16%	15%
Ambrosia	60%	55%	59%	15%	15%	13%	61%	66%	56%	14%	4%	5%
Braeburn	33%	47%	41%	24%	14%	26%	50%	39%	56%	22%	47%	14%
Cortland	46%	43%	36%	18%	33%	26%	56%	53%	40%	13%	7%	19%
Cosmic Crisp	78%	52%	45%	7%	17%	19%	62%	47%	39%	19%	22%	23%
Empire	53%	53%	44%	21%	22%	21%	51%	43%	36%	20%	26%	26%
Fuji	55%	59%	56%	18%	16%	17%	64%	62%	63%	12%	14%	18%
Gala	54%	52%	52%	18%	18%	18%	58%	53%	58%	12%	19%	15%
Golden Delicious	59%	58%	56%	16%	15%	16%	61%	72%	64%	15%	13%	13%
Granny Smith	65%	55%	60%	9%	16%	14%	73%	72%	75%	10%	14%	12%
Honeycrisp	60%	48%	43%	12%	16%	22%	49%	60%	59%	20%	17%	19%
Idared	82%	80%	56%	10%	30%	18%	82%	96%	81%	12%	15%	12%
Jonathan	54%	42%	31%	24%	14%	27%	64%	53%	53%	13%	7%	4%
McIntosh	76%	46%	41%	21%	14%	23%	66%	61%	53%	14%	17%	19%
Mutsu/Crispin	71%	40%	62%	18%	21%	11%	74%	95%	87%	11%	5%	8%
Newtown Pippin	77%	65%	38%	-10%	15%	19%	55%	62%	42%	25%	20%	22%
Pink Lady/Cripps Pink	74%	74%	66%	11%	13%	15%	86%	83%	79%	19%	4%	11%
Red Delicious	67%	66%	62%	11%	12%	15%	82%	60%	73%	4%	8%	9%
Rome	77%	56%	53%	15%	35%	21%	81%	89%	86%	9%	13%	10%
Rome Sport	52%	45%	45%	7%	28%	18%	34%	34%	44%	58%	4%	23%
Spartan	107%	112%	68%	1%	13%	6%	308%	135%	62%	14%	-1%	11%
Stayman	34%	36%	34%	24%	22%	17%	44%	55%	50%	37%	31%	28%
York	60%	63%	42%	14%	15%	20%	82%	72%	67%	20%	19%	17%
Other Varieties	55%	44%	45%	18%	20%	23%	46%	49%	47%	21%	29%	28%

Note: Remaining Holdings is a cumulative metric for the current month while Movement Rate is a monthly snapshot for the previous month. The first will tell users if they are ahead or behind total disposition compared to the same time last year/five-year average. The second will tell users if last month's disposition was faster or slower than the disposition in the same month the previous year/five-year average.

Figure 1: U.S. Fresh Apple Exports

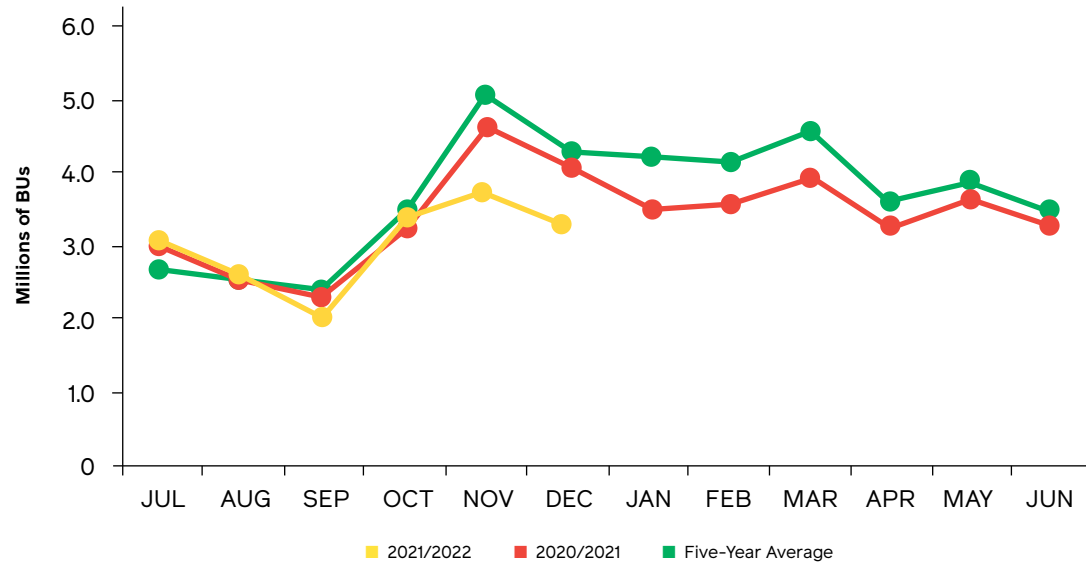


Figure 2: U.S. Fresh Apple Imports

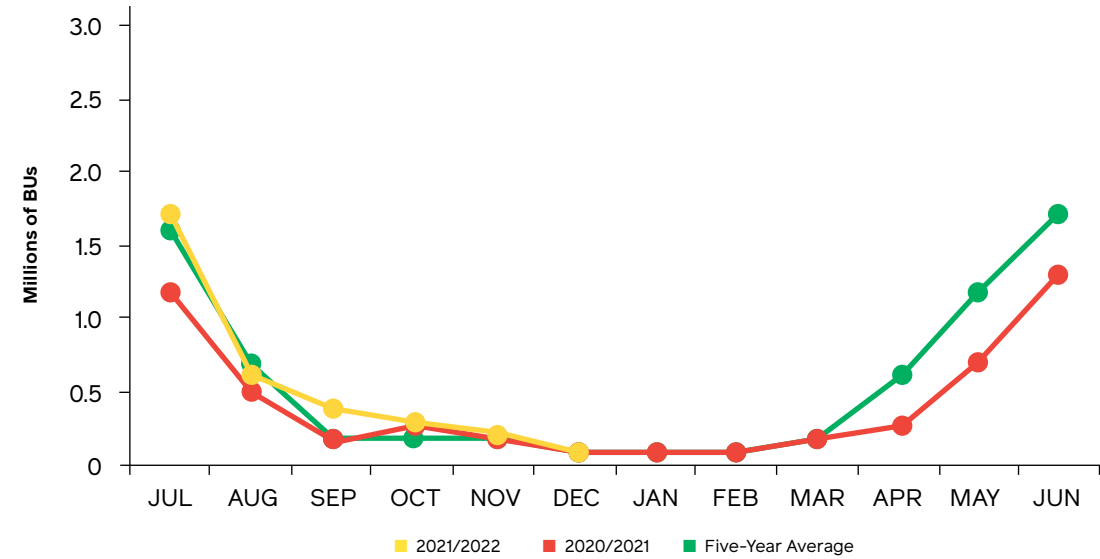


Figure 3: U.S. Fresh Apple Net Trade: Crop YTD

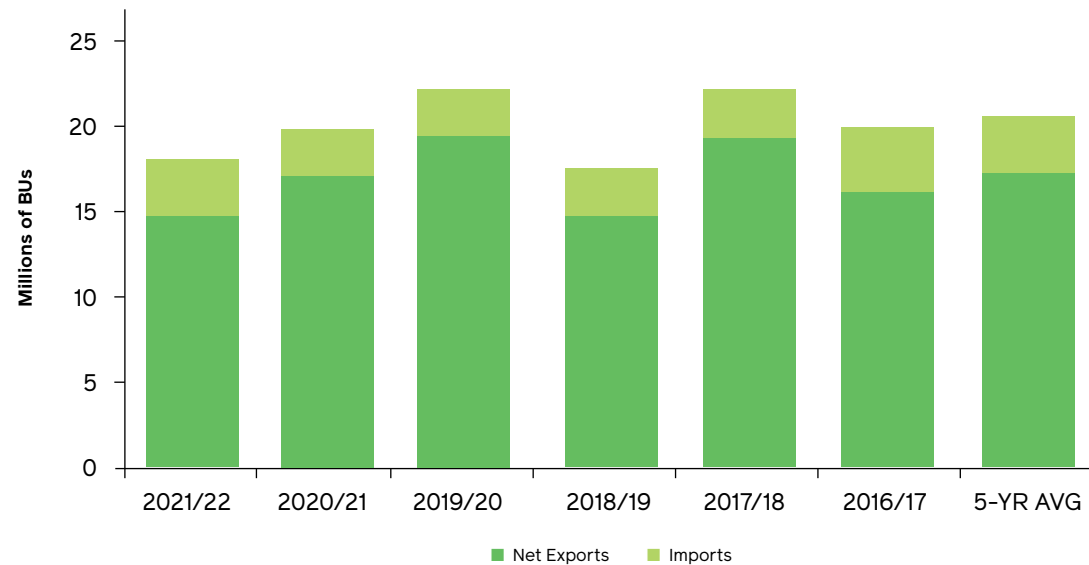
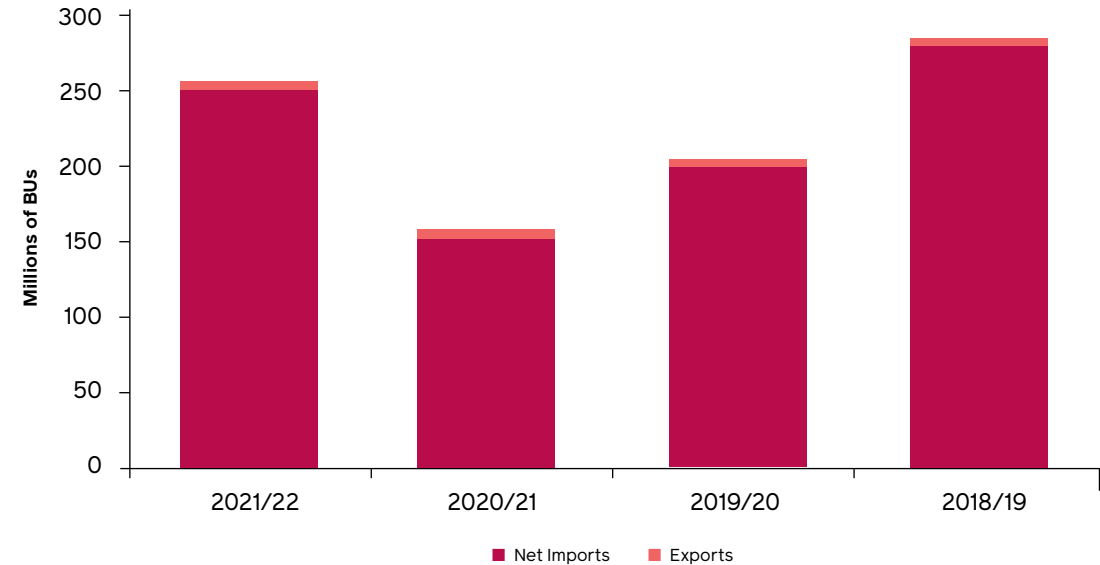


Figure 4: U.S. Apple Juice Concentrate Net Trade: Crop YTD



Sources: USDA, Foreign Agricultural Service, USApple
 Notes: Five-year average does not include current crop year (July-June). Trade data lags by two months.

Table 14: European Apple Holdings: Country Summary

FEBRUARY 2022	2021/22	2020/21	5-YR AVERAGE	MOVEMENT (PRIOR MO.)
Total Europe	189,333,800	176,608,096	170,013,237	(36,412,553)
Austria	4,204,249	4,131,571	3,390,535	(509,507)
Belgium	6,080,133	3,669,223	3,994,939	(522,385)
Czech Republic	1,942,638	1,944,212	1,648,447	(376,623)
Denmark	371,426	252,429	327,040	(84,983)
France	25,451,026	25,146,578	25,483,014	(5,896,099)
Germany	14,023,273	12,929,414	12,650,970	(2,457,521)
Italy	53,467,751	53,570,668	52,064,247	(9,447,762)
Poland	60,259,613	55,902,864	48,291,676	(12,282,883)
Spain	10,608,844	7,282,797	9,287,344	(1,580,771)
Switzerland	2,625,282	2,588,801	2,396,989	(423,917)
The Netherlands	6,211,674	5,232,193	6,536,995	(1,505,598)
United Kingdom	4,087,890	3,957,345	3,941,042	(1,324,504)

Source: The World Apple and Pear Association

Note: Data reported in 42-pound bushels. The difference between the 2021/22 country and variety totals are holdings in Slovakia.

DISCLAIMER

While efforts have been made to ensure the accuracy and reliability of the information contained in this report, all information in this report is provided by the U.S. Apple Association (USApple) "as-is" with no guarantee of completeness, accuracy or timeliness and without warranty of any kind expressed or implied by USApple. Use of such information is voluntary, and reliance on it should only be undertaken after an independent review of its accuracy, completeness and applicability.

© 2021 U.S. Apple Association. Reproduction in whole or in part of the material contained herein is prohibited without prior permission from USApple.

For more information, contact the author of this report, Christopher Gerlach, Director, Industry Analytics at USApple: 7600 Leesburg Pike, Suite 400 East | Falls Church, VA 22043 | 703.442.8850 | usapple.org

Table 15: European Apple Holdings: Variety Summary

FEBRUARY 2022	2021/22	2020/21	5-YR AVERAGE	MOVEMENT (PRIOR MO.)
Total Varieties	189,333,800	176,608,096	170,013,237	(36,833,086)
Annurca	262,455	262,455	262,455	(262,455)
Boskoop	924,784	339,774	468,193	(216,435)
Braeburn	5,710,532	5,492,656	5,941,969	(1,098,820)
Bramley	821,063	1,147,400	1,355,831	(383,026)
Cameo	188,075	221,144	104,321	(34,014)
Cortland	-	-	-	0
Cox Orange	53,436	88,290	170,806	(85,770)
Cripps Pink	6,674,457	8,067,466	7,354,905	(2,050,583)
Elstar	5,227,346	4,115,768	4,670,388	(1,484,013)
Fuji	6,730,097	6,786,214	6,634,074	(1,221,139)
Gala	20,421,184	17,032,658	13,982,300	(6,267,370)
Gloster	2,119,112	3,438,157	3,925,725	(780,960)
Golden Delicious	49,327,611	40,258,765	46,351,140	(6,241,244)
Granny Smith	6,811,833	7,846,193	7,313,627	(1,385,854)
Holsteiner Cox	29,657	40,313	31,935	(22,151)
Idared	12,394,890	11,482,065	11,508,279	(2,192,576)
Jonagold	10,861,037	9,266,351	9,115,536	(1,514,512)
Jonagored	2,487,778	2,061,635	3,023,976	(198,524)
Jonathan	-	-	-	0
Lobo	-	-	-	0
Morgendurf/imperat	688,911	766,937	687,198	(88,931)
Pinova	3,598,683	3,630,117	2,258,519	(786,563)
Red Delicious	7,823,226	8,579,884	7,586,216	(1,882,161)
Red Jonaprince	11,524,829	8,477,525	5,071,381	(1,529,309)
Reinette	1,328,065	1,647,665	1,279,221	(377,576)
Shampion	5,215,134	5,345,154	6,350,523	(1,263,037)
Stayman	-	-	127,298	0
Spartan	-	20,157	7,202	(105)
Other Varieties	28,109,605	30,193,355	24,430,220	(5,465,957)

Source: The World Apple and Pear Association

Note: Data reported in 42-pound bushels.