

# December 1 U.S. Holdings

Sponsored by  
**Pace**  
International<sup>LLC</sup>

## 100.2 Million Fresh-Market Holdings

DOWN  
2.6% YOY

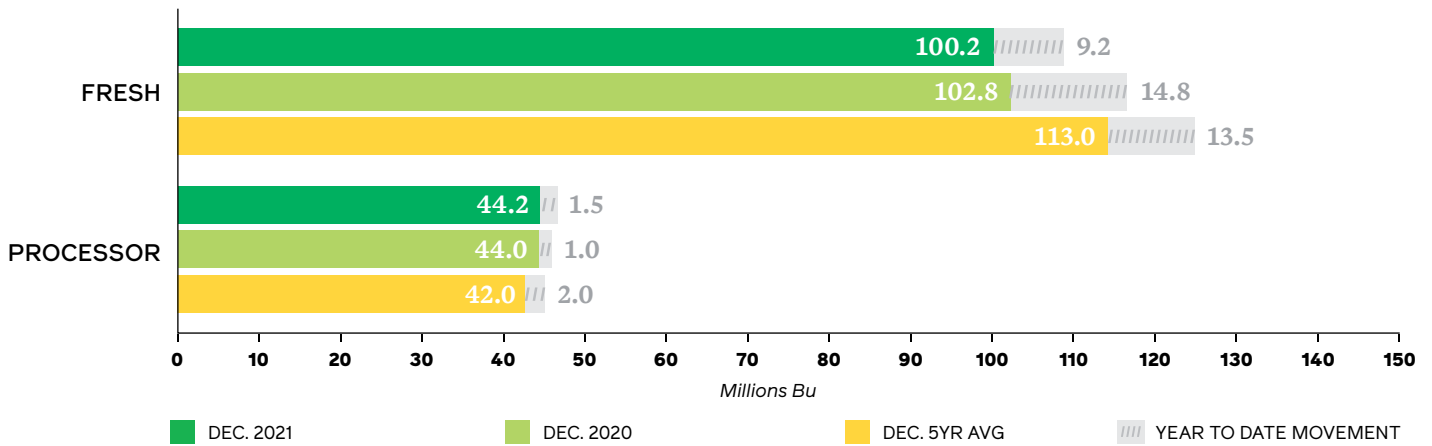
U.S. fresh apple holdings on December 1, 2021 totaled 100.2 million bushels, 2.6 percent less than the inventories reported last December and 11.4 percent less than the December five-year average.

## 44.2 Million Processing Apple Holdings

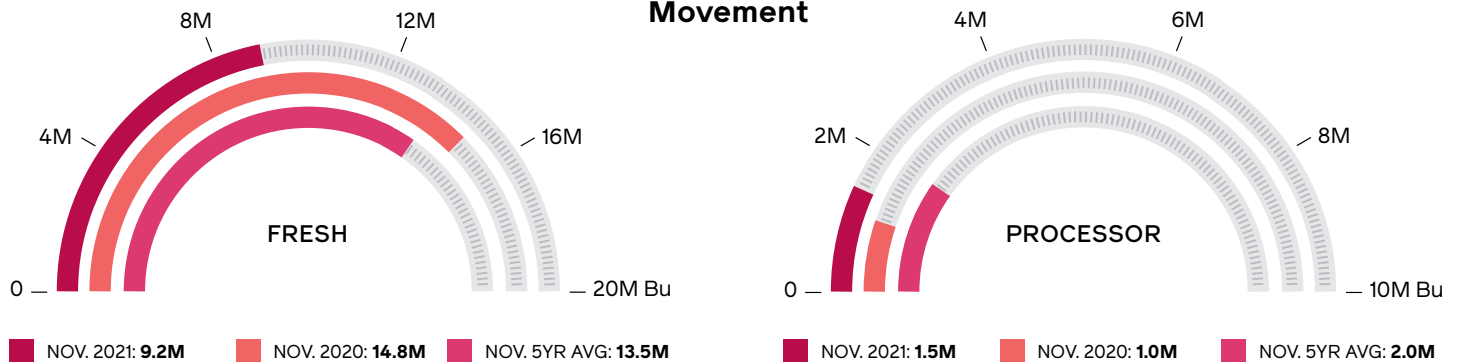
UP 0.6%  
YOY

U.S. processing apple holdings on December 1, 2021 totaled 44.2 million bushels, 0.6 percent more than the inventories reported last December and 5.4 percent more than the December five-year average.

### Holdings



### Movement



# Tables & Figures

## TABLES

Table 1:	USAppleTracker Summary.....	2
Table 2:	U.S. Apple Holdings: State Summary.....	3
Table 3:	U.S. Apple Holdings: Variety Summary.....	3
Table 4:	U.S. Apple Holdings: State History.....	4
Table 5:	U.S. Apple Holdings: Variety History.....	4
Table 6:	U.S. Apple Holdings: Total Detail.....	5
Table 7:	U.S. Apple Holdings: Fresh Detail.....	6
Table 8:	U.S. Apple Holdings: Processing Detail.....	7
Table 9:	U.S. Apple Movement: State Summary.....	8
Table 10:	U.S. Apple Movement: Variety Summary.....	8
Table 11:	U.S. Apple Movement: State History.....	9
Table 12:	U.S. Apple Movement: Variety History.....	9
Table 13:	U.S. Apple Performance: Variety Detail.....	10
Table 14:	European Apple Holdings: Country Summary.....	12
Table 15:	European Apple Holdings: Variety Summary.....	12

## FIGURES

Figure 1:	U.S. Fresh Apple Exports.....	11
Figure 2:	U.S. Fresh Apple Imports.....	11
Figure 3:	U.S. Fresh Apple Net Trade: Crop YTD.....	11
Figure 4:	U.S. Apple Juice Concentrate Net Trade: Crop YTD.....	11

**Table 1:**  
**USAppleTracker**  
**Summary**  
 (Millions of 42-lb Bushels)

DECEMBER 2021		2021/22	2020/21	5-YR AVERAGE
<b>Total Holdings</b>		<b>144.4</b>	<b>146.8</b>	<b>155.0</b>
By Use	Fresh	100.2	102.8	113.0
	Processing	44.2	44.0	42.0
By Storage Type	Regular	33.7	32.7	32.2
	CA	110.7	114.1	122.8
<b>Total Movement (prior month)</b>		<b>(10.7)</b>	<b>(15.8)</b>	<b>(15.4)</b>
By Use	Fresh	(9.2)	(14.8)	(13.5)
	Processing	(1.5)	(1.0)	(2.0)
By Storage Type	Regular	(2.7)	(3.5)	(7.8)
	CA	(7.9)	(12.2)	(7.7)

**Table 2: U.S. Apple Holdings: State Summary (42-lb Bushels)**

DECEMBER 2021	TOTAL		FRESH		PROCESSING	
	REGULAR	CONTROLLED ATMOSPHERE	REGULAR	CONTROLLED ATMOSPHERE	REGULAR	CONTROLLED ATMOSPHERE
<b>United States</b>	<b>33,683,818</b>	<b>110,730,883</b>	<b>20,668,505</b>	<b>79,510,906</b>	<b>13,015,313</b>	<b>31,219,977</b>
California	95,790	200,183	30,000	128,121	65,790	72,062
Connecticut	24,600	49,570	23,959	41,749	641	7,821
Idaho	164,800	234,000	162,800	234,000	2,000	0
Indiana	26,814	14,245	24,300	0	2,514	14,245
Maryland	302,986	207,457	302,986	61,113	0	146,344
Massachusetts	50,816	9,218	49,236	9,218	1,580	0
Michigan	1,659,800	5,841,000	249,800	2,997,000	1,410,000	2,844,000
North Carolina	195,239	322,647	2,514	92,591	192,725	230,056
New Hampshire	10,220	0	8,160	0	2,060	0
New York	3,893,145	6,871,099	1,168,402	4,129,574	2,724,743	2,741,525
Ohio	11,574	186,125	11,574	186,125	0	0
Oregon	136,705	720,428	84,122	576,360	52,583	144,068
Pennsylvania	3,776,435	2,876,664	277,401	1,372,643	3,499,034	1,504,021
Virginia	439,539	1,400,015	200,687	227,382	238,852	1,172,633
Washington	22,875,677	91,331,944	18,054,026	69,291,688	4,821,651	22,040,256
West Virginia	13,408	363,350	13,408	82,956	0	280,394
Other States	6,270	102,938	5,130	80,386	1,140	22,552

Other States include Delaware, Maine, Utah, Wisconsin and any other suppressed (S) state data.

**Table 3: U.S. Apple Holdings: Variety Summary (42-lb Bushels)**

DECEMBER 2021	TOTAL		FRESH		PROCESSING	
	REGULAR	CONTROLLED ATMOSPHERE	REGULAR	CONTROLLED ATMOSPHERE	REGULAR	CONTROLLED ATMOSPHERE
<b>Total Varieties</b>	<b>33,683,818</b>	<b>110,730,883</b>	<b>20,668,505</b>	<b>79,510,906</b>	<b>13,015,313</b>	<b>31,219,977</b>
Ambrosia	689,685	1,079,322	585,685	879,223	104,000	200,099
Braeburn	123,130	137,456	90,526	94,359	32,604	43,097
Cortland	209,208	228,199	62,106	93,643	147,102	134,556
Cosmic Crisp	1,492,235	2,720,146	1,307,013	2,099,653	185,222	620,493
Empire	386,592	778,309	137,154	682,686	249,438	95,623
Fuji	4,028,412	11,824,008	3,131,304	9,555,307	897,108	2,268,701
Gala	2,361,943	20,834,646	1,792,277	17,214,073	569,666	3,620,573
Golden Delicious	2,461,594	6,773,296	1,047,863	3,536,242	1,413,731	3,237,054
Granny Smith	3,482,841	14,400,960	2,482,435	11,318,038	1,000,406	3,082,922
Honeycrisp	3,740,060	14,980,899	2,289,098	7,899,132	1,450,962	7,081,767
Idared	882,763	1,149,887	7,405	56,739	875,358	1,093,148
Jonathan	72,111	183,161	5,105	51,846	67,006	131,315
McIntosh	699,049	1,031,033	361,825	660,111	337,224	370,922
Mutsu/Crispin	109,544	284,698	10,520	25,566	99,024	259,132
Newtown Pippin	61,410	67,286	0	47,075	61,410	20,211
Pink Lady/Cripps Pink	4,246,198	4,714,409	3,620,216	3,821,852	625,982	892,557
Red Delicious	2,954,796	18,217,440	2,027,722	14,990,530	927,074	3,226,910
Rome	1,284,112	1,904,113	65,269	103,354	1,218,843	1,800,759
Rome Sport	27,488	19,364	3,469	10,364	24,019	9,000
Spartan	1,108	159,935	1,108	144,184	0	15,751
Stayman	76,015	20,814	14,735	658	61,280	20,156
York	1,020,856	1,048,352	1,084	47,903	1,019,772	1,000,449
Other Varieties	3,272,668	8,173,150	1,624,586	6,178,368	1,648,082	1,994,782

**Table 4:**  
**U.S. Apple Holdings:**  
**State History**  
 (42-lb Bushels)

DECEMBER 2021	TOTAL			FRESH			PROCESSING		
	2021/22	2020/21	5-YR AVERAGE	2021/22	2020/21	5-YR AVERAGE	2021/22	2020/21	5-YR AVERAGE
<b>United States</b>	<b>144,414,701</b>	<b>146,787,285</b>	<b>155,000,897</b>	<b>100,179,411</b>	<b>102,827,489</b>	<b>113,046,881</b>	<b>44,235,290</b>	<b>43,959,796</b>	<b>41,954,016</b>
California	295,973	271,018	390,174	158,121	143,282	208,564	137,852	127,736	181,610
Connecticut	74,170	43,312	48,497	65,708	42,395	43,475	8,462	917	5,022
Idaho	398,800	213,957	356,476	396,800	213,957	297,041	2,000	0	59,435
Indiana	41,059	41,093	50,345	24,300	24,320	31,815	16,759	16,773	18,530
Maryland	510,443	274,747	387,896	364,099	135,967	359,535	146,344	138,780	28,361
Massachusetts	60,034	66,262	84,401	58,454	63,976	83,023	1,580	2,286	1,378
Michigan	7,500,800	7,618,000	8,722,400	3,246,800	3,984,000	4,884,800	4,254,000	3,634,000	3,837,600
North Carolina	517,886	498,270	535,965	95,105	139,721	149,004	422,781	358,549	386,960
New Hampshire	10,220	17,795	22,380	8,160	17,575	21,594	2,060	220	786
New York	10,764,244	11,541,843	10,681,342	5,297,976	6,230,880	6,013,044	5,466,268	5,310,963	4,668,298
Ohio	197,699	24,604	86,075	197,699	24,604	74,896	0	0	11,179
Oregon	857,133	1,132,875	1,017,645	660,482	894,680	811,822	196,651	238,195	205,823
Pennsylvania	6,653,099	4,694,901	4,630,488	1,650,044	1,401,999	1,397,352	5,003,055	3,292,902	3,233,135
Virginia	1,839,554	2,392,485	2,580,208	428,069	370,808	439,810	1,411,485	2,021,677	2,140,397
Washington	114,207,621	117,495,162	124,932,856	87,345,714	88,936,113	98,010,189	26,861,907	28,559,049	26,922,667
West Virginia	376,758	328,487	353,391	96,364	91,414	121,928	280,394	237,073	231,463
Other States	109,208	132,474	120,359	85,516	111,798	98,987	23,692	20,676	21,371

Other States include Delaware, Maine, Utah, Wisconsin and any other suppressed (S) state data.

**Table 5:**  
**U.S. Apple Holdings:**  
**Variety History**  
 (42-lb Bushels)

DECEMBER 2021	TOTAL			FRESH			PROCESSING		
	2021/22	2020/21	5-YR AVERAGE	2021/22	2020/21	5-YR AVERAGE	2021/22	2020/21	5-YR AVERAGE
<b>Total Varieties</b>	<b>144,414,701</b>	<b>146,787,285</b>	<b>155,000,897</b>	<b>100,179,411</b>	<b>102,827,489</b>	<b>113,046,881</b>	<b>44,235,290</b>	<b>43,959,796</b>	<b>41,954,016</b>
Ambrosia	1,769,007	1,616,791	862,213	1,464,908	1,336,464	696,250	304,099	280,327	165,963
Braeburn	260,586	408,559	983,240	184,885	294,514	834,628	75,701	114,045	148,612
Cortland	437,407	692,600	597,486	155,749	291,951	276,628	281,658	400,649	320,858
Cosmic Crisp	4,212,381	1,854,123	450,634	3,406,666	1,427,457	350,634	805,715	426,666	100,000
Empire	1,164,901	1,447,198	1,631,152	819,840	1,122,671	1,247,691	345,061	324,527	383,461
Fuji	15,852,420	18,661,318	17,927,382	12,686,611	14,720,253	14,320,393	3,165,809	3,941,065	3,606,989
Gala	23,196,589	25,947,327	27,874,804	19,006,350	20,930,574	22,959,662	4,190,239	5,016,753	4,915,143
Golden Delicious	9,234,890	8,256,230	11,398,558	4,584,105	4,466,415	6,303,340	4,650,785	3,789,815	5,095,217
Granny Smith	17,883,801	15,454,570	16,782,481	13,800,473	11,324,119	12,928,796	4,083,328	4,130,451	3,853,686
Honeycrisp	18,720,959	20,076,859	14,954,323	10,188,230	12,315,798	9,674,249	8,532,729	7,761,061	5,280,074
Idared	2,032,650	2,562,171	2,476,234	64,144	217,825	197,892	1,968,506	2,344,346	2,278,342
Jonathan	255,272	278,034	325,909	56,951	110,289	150,318	198,321	167,745	175,591
McIntosh	1,730,082	2,039,582	2,279,697	1,021,936	1,356,258	1,723,934	708,146	683,324	555,763
Mutsu/Crispin	394,242	404,979	475,227	36,086	65,304	95,723	358,156	339,675	379,504
Newtown Pippin	128,696	128,179	116,734	47,075	50,115	35,923	81,621	78,064	80,811
Pink Lady/Cripps Pink	8,960,607	7,398,847	6,663,593	7,442,068	5,934,994	5,466,256	1,518,539	1,463,853	1,197,337
Red Delicious	21,172,236	23,553,215	32,801,583	17,018,252	19,405,275	27,588,661	4,153,984	4,147,940	5,212,922
Rome	3,188,225	2,457,986	3,214,985	168,623	182,637	353,716	3,019,602	2,275,349	2,861,269
Rome Sport	46,852	77,680	172,965	13,833	37,527	84,868	33,019	40,153	88,097
Spartan	161,043	121,752	128,163	145,292	114,481	123,906	15,751	7,271	4,257
Stayman	96,829	137,769	147,103	15,393	15,825	30,755	81,436	121,944	116,348
York	2,069,208	2,234,729	1,973,177	48,987	49,012	31,429	2,020,221	2,185,717	1,941,748
Other Varieties	11,445,818	10,976,787	10,763,254	7,802,954	7,057,731	7,571,230	3,642,864	3,919,056	3,192,025

**Table 6: U.S. Apple Holdings: Total Detail (42-lb Bushels)**

Other States include Delaware, Maine, Utah, Wisconsin and any other suppressed (S) state data.

DECEMBER 2021	STORAGE TYPE	US	CA	CT	ID	IN	MD	MA	MI	NC	NH	NY	OH	OR	PA	VA	WA	WV	OTHER STATES
Ambrosia	Total	1,769,007	0	0	0	0	0	0	0	0	0	48,126	0	0	2,786	0	1,718,095	0	0
	CA	1,079,322	0	0	0	0	0	0	0	0	0	45,679	0	0	2,786	0	1,030,857	0	0
Braeburn	Total	260,586	0	0	700	0	0	1,676	14,000	0	0	19,699	486	0	15,096	358	208,571	0	0
	CA	137,456	0	0	0	0	0	1,676	12,000	0	0	19,699	432	0	1,676	358	101,615	0	0
Cortland	Total	437,407	0	6,230	0	0	22	3,651	0	0	2,040	374,292	126	0	33,764	13,930	0	3,352	0
	CA	228,199	0	3,698	0	0	0	0	0	0	0	206,441	108	0	670	13,930	0	3,352	0
Cosmic Crisp	Total	4,212,381	0	0	0	0	0	0	0	0	0	0	0	0	0	0	4,212,381	0	0
	CA	2,720,146	0	0	0	0	0	0	0	0	0	0	0	0	0	0	2,720,146	0	0
Empire	Total	1,164,901	14,161	6,887	0	0	0	830	172,000	12,150	720	930,537	1,760	0	16,783	4,045	0	5,028	0
	CA	778,309	14,161	3,094	0	0	0	0	88,000	12,150	0	652,137	1,760	0	2,962	4,045	0	0	0
Fuji	Total	15,852,420	18,866	1,493	60,500	0	58,053	0	412,800	5,447	0	384,018	17,678	181,155	579,126	38,298	14,048,572	6,704	39,710
	CA	11,824,008	5,866	140	0	0	2,844	0	350,000	5,447	0	239,921	17,012	166,716	311,768	15,834	10,669,908	3,352	35,200
Gala	Total	23,196,589	0	4,541	59,500	16,759	64,860	570	1,685,000	22,624	20	934,385	21,546	208,160	352,758	51,882	19,740,952	4,190	28,842
	CA	20,834,646	0	1,340	59,000	14,245	0	0	1,549,000	22,624	0	748,054	19,458	194,590	280,134	44,211	17,868,958	4,190	28,842
Golden Delicious	Total	9,234,890	135,745	4,567	25,500	0	95,884	5,020	1,144,000	135,373	720	672,670	45,474	37,134	1,518,110	432,249	4,908,573	67,315	6,556
	CA	6,773,296	135,745	1,700	15,000	0	85,833	0	912,000	76,718	0	461,100	42,900	31,372	798,963	362,773	3,775,849	67,315	6,028
Granny Smith	Total	17,883,801	0	1,406	30,000	1,676	8,422	0	0	0	0	146,332	19,914	60,533	257,152	38,631	17,306,667	0	13,068
	CA	14,400,960	0	796	0	0	0	0	0	0	0	122,626	18,186	42,212	109,958	27,061	14,067,053	0	13,068
Honeycrisp	Total	18,720,959	0	400	0	0	13,786	7,070	178,000	0	260	348,682	1,416	70,680	78,261	1,452	18,020,952	0	0
	CA	14,980,899	0	400	0	0	0	1,676	45,000	0	0	234,154	1,020	67,804	2,535	0	14,628,310	0	0
Idared	Total	2,032,650	0	8,313	0	0	18,268	0	621,000	0	0	1,201,053	1,980	0	104,423	66,840	0	10,773	0
	CA	1,149,887	0	8,022	0	0	18,268	0	417,000	0	0	631,574	1,782	0	0	62,468	0	10,773	0
Jonathan	Total	255,272	0	0	0	0	0	4,190	206,000	0	0	29,274	1,575	0	14,132	101	0	0	0
	CA	183,161	0	0	0	0	0	4,190	141,000	0	0	29,274	1,575	0	7,122	0	0	0	0
McIntosh	Total	1,730,082	0	21,528	0	0	22	26,316	179,000	1,676	2,240	1,466,572	6,256	0	23,838	2,634	0	0	0
	CA	1,031,033	0	17,196	0	0	0	0	147,000	1,676	0	844,855	5,842	0	11,886	2,578	0	0	0
Mutsu/ Crispin	Total	394,242	0	865	0	0	34	200	0	0	2,660	357,393	402	0	28,586	4,102	0	0	0
	CA	284,698	0	294	0	0	0	0	0	0	0	280,422	312	0	0	3,670	0	0	0
Newtown Pippin	Total	128,696	97,201	0	0	0	0	0	0	16,759	0	220	0	8,400	670	5,446	0	0	0
	CA	67,286	44,411	0	0	0	0	0	0	16,759	0	0	0	0	670	5,446	0	0	0
Pink Lady/ Cripps Pink	Total	8,960,607	30,000	3,828	45,000	0	10,132	1,676	74,000	24,300	0	97,468	3,442	45,940	116,889	105,655	8,356,191	46,086	0
	CA	4,714,409	0	1,700	0	0	0	1,676	15,000	24,300	0	71,222	3,298	43,362	62,320	89,396	4,356,049	46,086	0
Red Delicious	Total	21,172,236	0	2,657	175,500	13,407	144,591	3,336	931,000	8,379	360	923,604	51,448	228,140	645,239	251,250	17,712,381	59,912	21,032
	CA	18,217,440	0	1,798	160,000	0	66,831	0	835,000	8,379	0	606,763	51,196	174,372	387,323	114,844	15,731,222	59,912	19,800
Rome	Total	3,188,225	0	0	2,100	7,541	20,919	200	708,000	266,040	0	1,253,555	126	0	689,442	237,237	0	3,065	0
	CA	1,904,113	0	0	0	0	16,148	0	637,000	131,970	0	612,243	126	0	298,607	204,954	0	3,065	0
Rome Sport	Total	46,852	0	0	0	0	0	0	11,000	0	0	5,584	0	0	26,078	0	0	4,190	0
	CA	19,364	0	0	0	0	0	0	10,000	0	0	5,174	0	0	0	0	0	4,190	0
Spartan	Total	161,043	0	0	0	0	5,267	150	0	12,569	0	140,993	0	0	0	2,064	0	0	0
	CA	159,935	0	0	0	0	5,063	0	0	12,569	0	140,239	0	0	0	2,064	0	0	0
Stayman	Total	96,829	0	251	0	1,676	856	0	0	0	0	9,256	216	0	55,475	24,909	0	4,190	0
	CA	20,814	0	0	0	0	0	0	0	0	0	0	18	0	0	20,796	0	0	0
York	Total	2,069,208	0	0	0	0	10,864	0	0	10,055	0	66,521	0	0	1,520,733	392,902	0	68,133	0
	CA	1,048,352	0	0	0	0	10,846	0	0	10,055	0	66,521	0	0	582,400	311,235	0	67,295	0
Others	Total	11,445,818	0	11,204	0	0	58,463	5,149	1,165,000	2,514	1,200	1,354,010	23,854	16,991	573,758	165,569	7,974,286	93,820	0
	CA	8,173,150	0	9,392	0	0	1,624	0	683,000	0	0	853,001	21,100	0	14,884	114,352	6,381,977	93,820	0
Total Varieties	Total	144,414,701	295,973	74,170	398,800	41,059	510,443	60,034	7,500,800	517,886	10,220	10,764,244	197,699	857,133	6,653,099	1,839,554	114,207,621	376,758	109,208
	CA	110,730,883	200,183	49,570	234,000	14,245	207,457	9,218	5,841,000	322,647	0	6,871,099	186,125	720,428	2,876,664	1,400,015	91,331,944	363,350	102,938

**Table 7: U.S. Apple Holdings: Fresh Detail (42-lb Bushels)**

Other States include Delaware, Maine, Utah, Wisconsin and any other suppressed (S) state data.

DECEMBER 2021	STORAGE TYPE	US	CA	CT	ID	IN	MD	MA	MI	NC	NH	NY	OH	OR	PA	VA	WA	WV	OTHER STATES
Ambrosia	Total	1,464,908	0	0	0	0	0	0	0	0	0	4,027	0	0	2,786	0	1,458,095	0	0
	CA	879,223	0	0	0	0	0	0	0	0	0	1,580	0	0	2,786	0	874,857	0	0
Braeburn	Total	184,885	0	0	700	0	0	1,676	2,000	0	0	9,776	486	0	1,676	0	168,571	0	0
	CA	94,359	0	0	0	0	0	1,676	0	0	0	9,776	432	0	1,676	0	80,799	0	0
Cortland	Total	155,749	0	6,230	0	0	22	3,651	0	0	1,280	139,252	126	0	1,836	0	0	3,352	0
	CA	93,643	0	3,698	0	0	0	0	0	0	0	85,815	108	0	670	0	0	3,352	0
Cosmic Crisp	Total	3,406,666	0	0	0	0	0	0	0	0	0	0	0	0	0	0	3,406,666	0	0
	CA	2,099,653	0	0	0	0	0	0	0	0	0	0	0	0	0	0	2,099,653	0	0
Empire	Total	819,840	4,944	6,887	0	0	0	830	25,000	9,217	720	759,220	1,760	0	3,607	2,627	0	5,028	0
	CA	682,686	4,944	3,094	0	0	0	0	24,000	9,217	0	634,082	1,760	0	2,962	2,627	0	0	0
Fuji	Total	12,686,611	10,000	1,493	59,000	0	55,209	0	322,800	4,190	0	317,266	17,678	144,294	346,085	28,449	11,340,953	6,704	32,490
	CA	9,555,307	0	140	0	0	0	0	315,000	4,190	0	215,778	17,012	133,373	311,768	11,750	8,514,144	3,352	28,800
Gala	Total	19,006,350	0	4,541	59,500	0	64,860	570	1,525,000	20,948	20	867,662	21,546	164,522	306,987	42,787	15,903,809	0	23,598
	CA	17,214,073	0	1,340	59,000	0	0	0	1,464,000	20,948	0	733,209	19,458	155,672	278,634	35,178	14,423,036	0	23,598
Golden Delicious	Total	4,584,105	94,687	4,567	25,500	0	38,554	5,020	160,000	1,676	720	94,664	45,474	26,253	393,037	72,543	3,598,096	21,786	1,528
	CA	3,536,242	94,687	1,700	15,000	0	28,503	0	156,000	1,676	0	81,460	42,900	25,098	306,689	30,435	2,729,212	21,786	1,096
Granny Smith	Total	13,800,473	0	1,406	30,000	1,676	8,422	0	0	0	0	52,509	19,914	49,431	45,191	30,756	13,550,476	0	10,692
	CA	11,318,038	0	796	0	0	0	0	0	0	0	51,201	18,186	33,786	32,869	20,163	11,150,345	0	10,692
Honeycrisp	Total	10,188,230	0	400	0	0	13,786	6,356	154,000	0	260	257,482	1,416	57,119	31,197	1,452	9,664,762	0	0
	CA	7,899,132	0	400	0	0	0	1,676	44,000	0	0	204,783	1,020	54,243	2,535	0	7,590,475	0	0
Idared	Total	64,144	0	492	0	0	396	0	29,000	0	0	32,208	1,980	0	0	68	0	0	0
	CA	56,739	0	201	0	0	396	0	27,000	0	0	27,360	1,782	0	0	0	0	0	0
Jonathan	Total	56,951	0	0	0	0	0	4,190	21,000	0	0	22,959	1,575	0	7,126	101	0	0	0
	CA	51,846	0	0	0	0	0	4,190	16,000	0	0	22,959	1,575	0	7,122	0	0	0	0
McIntosh	Total	1,021,936	0	21,528	0	0	22	26,110	59,000	1,257	2,040	890,092	6,256	0	15,575	56	0	0	0
	CA	660,111	0	17,196	0	0	0	0	55,000	1,257	0	568,930	5,842	0	11,886	0	0	0	0
Mutsu/ Crispin	Total	36,086	0	465	0	0	34	200	0	0	2,180	30,540	402	0	1,833	432	0	0	0
	CA	25,566	0	294	0	0	0	0	0	0	0	24,960	312	0	0	0	0	0	0
Newtown Pippin	Total	47,075	28,490	0	0	0	0	0	0	13,407	0	0	0	0	670	4,508	0	0	0
	CA	47,075	28,490	0	0	0	0	0	0	13,407	0	0	0	0	670	4,508	0	0	0
Pink Lady/ Cripps Pink	Total	7,442,068	20,000	3,828	44,500	0	10,132	1,676	5,000	16,759	0	93,128	3,442	37,224	78,369	88,962	7,039,048	0	0
	CA	3,821,852	0	1,700	0	0	0	1,676	4,000	16,759	0	66,882	3,298	34,690	62,320	76,799	3,553,728	0	0
Red Delicious	Total	17,018,252	0	2,657	175,500	13,407	104,735	3,336	707,000	6,703	200	655,796	51,448	180,637	376,146	142,727	14,530,476	50,276	17,208
	CA	14,990,530	0	1,798	160,000	0	26,975	0	684,000	6,703	0	505,667	51,196	139,498	332,646	43,638	12,971,933	50,276	16,200
Rome	Total	168,623	0	0	2,100	7,541	4,771	200	10,000	0	0	135,445	126	0	7,387	1,053	0	0	0
	CA	103,354	0	0	0	0	0	0	10,000	0	0	91,540	126	0	1,688	0	0	0	0
Rome Sport	Total	13,833	0	0	0	0	0	0	1,000	0	0	5,584	0	0	3,059	0	0	4,190	0
	CA	10,364	0	0	0	0	0	0	1,000	0	0	5,174	0	0	0	0	0	4,190	0
Spartan	Total	145,292	0	0	0	0	5,267	150	0	8,379	0	129,993	0	0	0	1,503	0	0	0
	CA	144,184	0	0	0	0	5,063	0	0	8,379	0	129,239	0	0	0	1,503	0	0	0
Stayman	Total	15,393	0	251	0	1,676	856	0	0	0	0	3,916	216	0	1,449	2,839	0	4,190	0
	CA	658	0	0	0	0	0	0	0	0	0	0	18	0	0	640	0	0	0
York	Total	48,987	0	0	0	0	18	0	0	10,055	0	36,869	0	0	938	269	0	838	0
	CA	47,903	0	0	0	0	0	0	0	10,055	0	36,869	0	0	838	141	0	0	0
Others	Total	7,802,954	0	10,963	0	0	57,015	4,489	226,000	2,514	740	759,588	23,854	1,002	25,090	6,937	6,684,762	0	0
	CA	6,178,368	0	9,392	0	0	176	0	197,000	0	0	632,310	21,100	0	14,884	0	5,303,506	0	0
Total Varieties	Total	100,179,411	158,121	65,708	396,800	24,300	364,099	58,454	3,246,800	95,105	8,160	5,297,976	197,699	660,482	1,650,044	428,069	87,345,714	96,364	85,516
	CA	79,510,906	128,121	41,749	234,000	0	61,113	9,218	2,997,000	92,591	0	4,129,574	186,125	576,360	1,372,643	227,382	69,291,688	82,956	80,386

**Table 8: U.S. Apple Holdings: Processing Detail (42-lb Bushels)**

Other States include Delaware, Maine, Utah, Wisconsin and any other suppressed (S) state data.

DECEMBER 2021	STORAGE TYPE	US	CA	CT	ID	IN	MD	MA	MI	NC	NH	NY	OH	OR	PA	VA	WA	WV	OTHER STATES
Ambrosia	Total	304,099	0	0	0	0	0	0	0	0	0	44,099	0	0	0	0	260,000	0	0
	CA	200,099	0	0	0	0	0	0	0	0	0	44,099	0	0	0	0	156,000	0	0
Braeburn	Total	75,701	0	0	0	0	0	0	12,000	0	0	9,923	0	0	13,420	358	40,000	0	0
	CA	43,097	0	0	0	0	0	0	12,000	0	0	9,923	0	0	0	358	20,816	0	0
Cortland	Total	281,658	0	0	0	0	0	0	0	0	760	235,040	0	0	31,928	13,930	0	0	0
	CA	134,556	0	0	0	0	0	0	0	0	0	120,626	0	0	0	13,930	0	0	0
Cosmic Crisp	Total	805,715	0	0	0	0	0	0	0	0	0	0	0	0	0	0	805,715	0	0
	CA	620,493	0	0	0	0	0	0	0	0	0	0	0	0	0	0	620,493	0	0
Empire	Total	345,061	9,217	0	0	0	0	0	147,000	2,933	0	171,317	0	0	13,176	1,418	0	0	0
	CA	95,623	9,217	0	0	0	0	0	64,000	2,933	0	18,055	0	0	0	1,418	0	0	0
Fuji	Total	3,165,809	8,866	0	1,500	0	2,844	0	90,000	1,257	0	66,752	0	36,861	233,041	9,849	2,707,619	0	7,220
	CA	2,268,701	5,866	0	0	0	2,844	0	35,000	1,257	0	24,143	0	33,343	0	4,084	2,155,764	0	6,400
Gala	Total	4,190,239	0	0	0	16,759	0	0	160,000	1,676	0	66,723	0	43,638	45,771	9,095	3,837,143	4,190	5,244
	CA	3,620,573	0	0	0	14,245	0	0	85,000	1,676	0	14,845	0	38,918	1,500	9,033	3,445,922	4,190	5,244
Golden Delicious	Total	4,650,785	41,058	0	0	0	57,330	0	984,000	133,697	0	578,006	0	10,881	1,125,073	359,706	1,310,477	45,529	5,028
	CA	3,237,054	41,058	0	0	0	57,330	0	756,000	75,042	0	379,640	0	6,274	492,274	332,338	1,046,637	45,529	4,932
Granny Smith	Total	4,083,328	0	0	0	0	0	0	0	0	0	93,823	0	11,102	211,961	7,875	3,756,191	0	2,376
	CA	3,082,922	0	0	0	0	0	0	0	0	0	71,425	0	8,426	77,089	6,898	2,916,708	0	2,376
Honeycrisp	Total	8,532,729	0	0	0	0	0	714	24,000	0	0	91,200	0	13,561	47,064	0	8,356,190	0	0
	CA	7,081,767	0	0	0	0	0	0	1,000	0	0	29,371	0	13,561	0	0	7,037,835	0	0
Idared	Total	1,968,506	0	7,821	0	0	17,872	0	592,000	0	0	1,168,845	0	0	104,423	66,772	0	10,773	0
	CA	1,093,148	0	7,821	0	0	17,872	0	390,000	0	0	604,214	0	0	0	62,468	0	10,773	0
Jonathan	Total	198,321	0	0	0	0	0	0	185,000	0	0	6,315	0	0	7,006	0	0	0	0
	CA	131,315	0	0	0	0	0	0	125,000	0	0	6,315	0	0	0	0	0	0	0
McIntosh	Total	708,146	0	0	0	0	0	206	120,000	419	200	576,480	0	0	8,263	2,578	0	0	0
	CA	370,922	0	0	0	0	0	0	92,000	419	0	275,925	0	0	0	2,578	0	0	0
Mutsu/ Crispin	Total	358,156	0	400	0	0	0	0	0	0	480	326,853	0	0	26,753	3,670	0	0	0
	CA	259,132	0	0	0	0	0	0	0	0	0	255,462	0	0	0	3,670	0	0	0
Newtown Pippin	Total	81,621	68,711	0	0	0	0	0	0	3,352	0	220	0	8,400	0	938	0	0	0
	CA	20,211	15,921	0	0	0	0	0	0	3,352	0	0	0	0	0	938	0	0	0
Pink Lady/ Cripps Pink	Total	1,518,539	10,000	0	500	0	0	0	69,000	7,541	0	4,340	0	8,716	38,520	16,693	1,317,143	46,086	0
	CA	892,557	0	0	0	0	0	0	11,000	7,541	0	4,340	0	8,672	0	12,597	802,321	46,086	0
Red Delicious	Total	4,153,984	0	0	0	0	39,856	0	224,000	1,676	160	267,808	0	47,503	269,093	108,523	3,181,905	9,636	3,824
	CA	3,226,910	0	0	0	0	39,856	0	151,000	1,676	0	101,096	0	34,874	54,677	71,206	2,759,289	9,636	3,600
Rome	Total	3,019,602	0	0	0	0	16,148	0	698,000	266,040	0	1,118,110	0	0	682,055	236,184	0	3,065	0
	CA	1,800,759	0	0	0	0	16,148	0	627,000	131,970	0	520,703	0	0	296,919	204,954	0	3,065	0
Rome Sport	Total	33,019	0	0	0	0	0	0	10,000	0	0	0	0	0	23,019	0	0	0	0
	CA	9,000	0	0	0	0	0	0	9,000	0	0	0	0	0	0	0	0	0	0
Spartan	Total	15,751	0	0	0	0	0	0	0	4,190	0	11,000	0	0	0	561	0	0	0
	CA	15,751	0	0	0	0	0	0	0	4,190	0	11,000	0	0	0	561	0	0	0
Stayman	Total	81,436	0	0	0	0	0	0	0	0	0	5,340	0	0	54,026	22,070	0	0	0
	CA	20,156	0	0	0	0	0	0	0	0	0	0	0	0	0	20,156	0	0	0
York	Total	2,020,221	0	0	0	0	10,846	0	0	0	0	29,652	0	0	1,519,795	392,633	0	67,295	0
	CA	1,000,449	0	0	0	0	10,846	0	0	0	0	29,652	0	0	581,562	311,094	0	67,295	0
Others	Total	3,642,864	0	241	0	0	1,448	660	939,000	0	460	594,422	0	15,989	548,668	158,632	1,289,524	93,820	0
	CA	1,994,782	0	0	0	0	1,448	0	486,000	0	0	220,691	0	0	0	114,352	1,078,471	93,820	0
<b>Total Varieties</b>	<b>Total</b>	<b>44,235,290</b>	<b>137,852</b>	<b>8,462</b>	<b>2,000</b>	<b>16,759</b>	<b>146,344</b>	<b>1,580</b>	<b>4,254,000</b>	<b>422,781</b>	<b>2,060</b>	<b>5,466,268</b>	<b>0</b>	<b>196,651</b>	<b>5,003,055</b>	<b>1,411,485</b>	<b>26,861,907</b>	<b>280,394</b>	<b>23,692</b>
	<b>CA</b>	<b>31,219,977</b>	<b>72,062</b>	<b>7,821</b>	<b>0</b>	<b>14,245</b>	<b>146,344</b>	<b>0</b>	<b>2,844,000</b>	<b>230,056</b>	<b>0</b>	<b>2,741,525</b>	<b>0</b>	<b>144,068</b>	<b>1,504,021</b>	<b>1,172,633</b>	<b>22,040,256</b>	<b>280,394</b>	<b>22,552</b>

**Table 9: U.S. Apple Movement: State Summary (42-lb Bushels)**

NOVEMBER 2021	TOTAL		FRESH		PROCESSING	
	REGULAR	CONTROLLED ATMOSPHERE	REGULAR	CONTROLLED ATMOSPHERE	REGULAR	CONTROLLED ATMOSPHERE
<b>United States</b>	<b>(2,736,955)</b>	<b>(7,920,017)</b>	<b>(2,633,911)</b>	<b>(6,553,392)</b>	<b>(103,044)</b>	<b>(1,366,625)</b>
California	(56,056)	(72,377)	(35,000)	(49,841)	(21,056)	(22,536)
Connecticut	(32,796)	(1,800)	(29,572)	(1,800)	(3,224)	0
Idaho	(119,000)	10,000	(90,500)	10,000	(28,500)	0
Indiana	(7,371)	(1,094)	(6,818)	0	(553)	(1,094)
Maryland	12,109	(65,278)	12,109	(65,378)	0	100
Massachusetts	(11,136)	(759)	(11,968)	(759)	832	0
Michigan	(875,200)	620,000	(488,200)	127,000	(387,000)	493,000
North Carolina	(15,000)	(30,278)	(193)	(7,115)	(14,807)	(23,163)
New Hampshire	(37,450)	(30,670)	(39,510)	(30,670)	2,060	0
New York	194,978	357,664	(298,725)	392,789	493,703	(35,125)
Ohio	(2,971)	(27,577)	(2,971)	(25,399)	0	(2,178)
Oregon	(105,978)	(22,204)	(86,422)	(17,745)	(19,556)	(4,459)
Pennsylvania	304,941	261,556	(43,268)	24,699	348,209	236,857
Virginia	(86,863)	(1,390)	(15,518)	(991)	(71,345)	(399)
Washington	(1,863,035)	(8,961,725)	(1,467,264)	(6,893,689)	(395,771)	(2,068,036)
West Virginia	(1,029)	51,151	(1,029)	(6,373)	0	57,524
Other States	(35,098)	(5,236)	(29,062)	(8,120)	(6,036)	2,884

Other States include Delaware, Maine, Utah, Wisconsin and any other suppressed (S) state data.

**Table 10: U.S. Apple Movement: Variety Summary (42-lb Bushels)**

NOVEMBER 2021	TOTAL		FRESH		PROCESSING	
	REGULAR	CONTROLLED ATMOSPHERE	REGULAR	CONTROLLED ATMOSPHERE	REGULAR	CONTROLLED ATMOSPHERE
<b>Total Varieties</b>	<b>(2,736,955)</b>	<b>(7,920,017)</b>	<b>(2,633,911)</b>	<b>(6,553,392)</b>	<b>(103,044)</b>	<b>(1,366,625)</b>
Ambrosia	(133,917)	(132,055)	(124,012)	(113,810)	(9,905)	(18,245)
Braeburn	(21,362)	(21,115)	(18,902)	(15,107)	(2,460)	(6,008)
Cortland	(102,730)	(5,086)	(39,936)	(4,800)	(62,794)	(286)
Cosmic Crisp	(56,079)	(147,730)	(23,020)	(36,981)	(33,059)	(110,749)
Empire	(82,833)	(41,871)	(52,198)	(46,745)	(30,635)	4,874
Fuji	(468,062)	(774,088)	(463,532)	(437,610)	(4,530)	(336,478)
Gala	(243,670)	(2,601,373)	(180,403)	(2,036,375)	(63,267)	(564,998)
Golden Delicious	(466,852)	(388,027)	(164,200)	(310,971)	(302,652)	(77,056)
Granny Smith	(320,969)	(1,475,728)	(291,335)	(1,287,349)	(29,634)	(188,379)
Honeycrisp	(654,313)	(1,572,640)	(448,452)	(897,713)	(205,861)	(674,927)
Idared	245,869	120,473	(2,448)	5,104	248,317	115,369
Jonathan	(27,380)	17,454	(7,380)	(1,060)	(20,000)	18,514
McIntosh	(106,875)	112,277	(83,752)	92,023	(23,123)	20,254
Mutsu/Crispin	2,489	5,378	(3,824)	4,540	6,313	838
Newtown Pippin	(4,156)	(5,169)	0	(3,616)	(4,156)	(1,553)
Pink Lady/Cripps Pink	92,582	171,802	(49,576)	67,127	142,158	104,675
Red Delicious	(303,908)	(777,500)	(387,867)	(991,528)	83,959	214,028
Rome	155,645	202,463	2,241	1,722	153,404	200,741
Rome Sport	(8,150)	(9,780)	(4,430)	(7,080)	(3,720)	(2,700)
Spartan	(9,876)	55,402	(9,876)	44,768	0	10,634
Stayman	(5,835)	(6,920)	(7,954)	(31)	2,119	(6,889)
York	336,924	247,811	(274)	(3,681)	337,198	251,492
Other Varieties	(553,497)	(893,995)	(272,781)	(574,219)	(280,716)	(319,776)



**Table 11:**  
**U.S. Apple Movement:**  
**State History**  
 (42-lb Bushels)

NOVEMBER 2021	TOTAL			FRESH			PROCESSING		
	2021/22	2020/21	5-YR AVERAGE	2021/22	2020/21	5-YR AVERAGE	2021/22	2020/21	5-YR AVERAGE
<b>United States</b>	<b>(10,656,972)</b>	<b>(15,767,081)</b>	<b>(15,430,630)</b>	<b>(9,187,303)</b>	<b>(14,789,137)</b>	<b>(13,468,963)</b>	<b>(1,469,669)</b>	<b>(977,944)</b>	<b>(1,961,667)</b>
California	(128,433)	(171,560)	(146,204)	(84,841)	(114,832)	(92,960)	(43,592)	(56,728)	(53,244)
Connecticut	(34,596)	(4,223)	(18,913)	(31,372)	(3,784)	(17,811)	(3,224)	(439)	(1,102)
Idaho	(109,000)	(102,793)	(161,170)	(80,500)	(98,893)	(116,488)	(28,500)	(3,900)	(44,682)
Indiana	(8,465)	(16,698)	(13,553)	(6,818)	(14,751)	(12,287)	(1,647)	(1,947)	(1,266)
Maryland	(53,169)	(86,635)	(86,014)	(53,269)	(86,635)	(86,619)	100	0	605
Massachusetts	(11,895)	(22,704)	(19,786)	(12,727)	(22,873)	(19,140)	832	169	(646)
Michigan	(255,200)	(1,399,000)	(963,363)	(361,200)	(1,165,000)	(977,023)	106,000	(234,000)	13,661
North Carolina	(45,278)	(20,922)	(136,663)	(7,308)	33,485	(22,260)	(37,970)	(54,407)	(114,403)
New Hampshire	(68,120)	(13,575)	(16,350)	(70,180)	(11,895)	(14,824)	2,060	(1,680)	(1,526)
New York	552,642	(259,870)	(731,237)	94,064	(689,752)	(820,828)	458,578	429,882	89,592
Ohio	(30,548)	(17,753)	(27,693)	(28,370)	(17,753)	(21,086)	(2,178)	0	(6,607)
Oregon	(128,182)	(169,181)	(131,830)	(104,167)	(150,558)	(107,529)	(24,015)	(18,623)	(24,301)
Pennsylvania	566,497	(279,144)	(574,456)	(18,569)	(142,439)	(312,324)	585,066	(136,705)	(262,132)
Virginia	(88,253)	206,881	(9,313)	(16,509)	165,796	(7,513)	(71,744)	41,085	(1,800)
Washington	(10,824,760)	(13,298,250)	(12,299,179)	(8,360,953)	(12,393,489)	(10,776,893)	(2,463,807)	(904,761)	(1,522,285)
West Virginia	50,122	(43,744)	(38,584)	(7,402)	(16,226)	(15,329)	57,524	(27,518)	(23,256)
Other States	(40,334)	(67,910)	(56,323)	(37,182)	(59,538)	(48,048)	(3,152)	(8,372)	(8,275)

Other States include Delaware, Maine, Utah, Wisconsin and any other suppressed (S) state data.

**Table 12:**  
**U.S. Apple Movement:**  
**Variety History**  
 (42-lb Bushels)

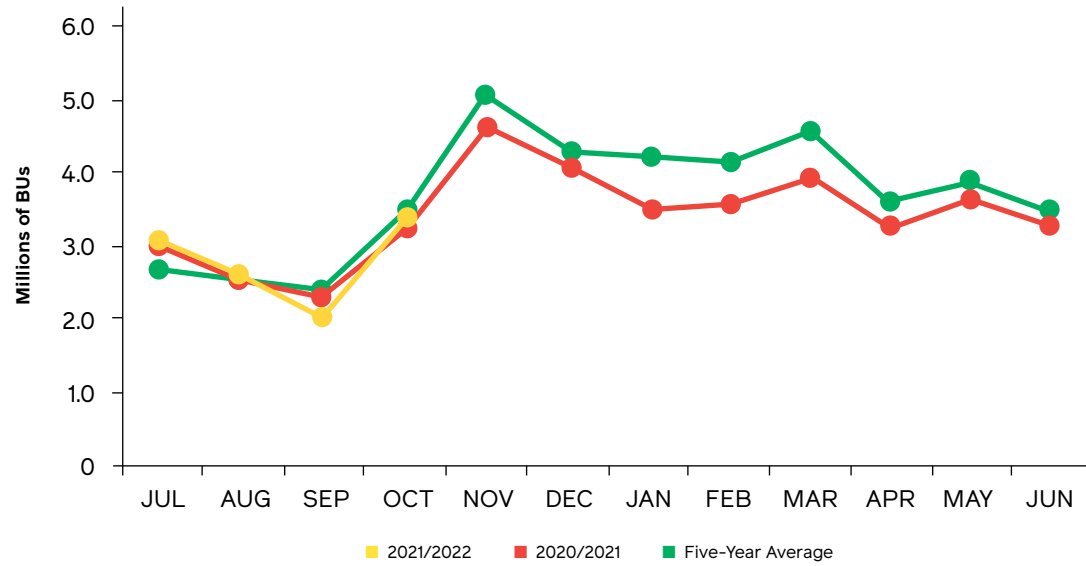
NOVEMBER 2021	TOTAL			FRESH			PROCESSING		
	2021/22	2020/21	5-YR AVERAGE	2021/22	2020/21	5-YR AVERAGE	2021/22	2020/21	5-YR AVERAGE
<b>Total Varieties</b>	<b>(10,656,972)</b>	<b>(15,767,081)</b>	<b>(15,430,630)</b>	<b>(9,187,303)</b>	<b>(14,789,137)</b>	<b>(13,468,963)</b>	<b>(1,469,669)</b>	<b>(977,944)</b>	<b>(1,961,667)</b>
Ambrosia	(265,972)	(234,682)	(129,254)	(237,822)	(199,082)	(98,180)	(28,150)	(35,600)	(31,074)
Braeburn	(42,477)	(57,353)	3,873	(34,009)	(46,407)	23,619	(8,468)	(10,946)	(19,747)
Cortland	(107,816)	(105,293)	(130,384)	(44,736)	(64,418)	(64,870)	(63,080)	(40,875)	(65,514)
Cosmic Crisp	(203,809)	(208,033)	(39,321)	(60,001)	(204,223)	(37,035)	(143,808)	(3,810)	(2,286)
Empire	(124,704)	(327,593)	(335,429)	(98,943)	(214,895)	(199,918)	(25,761)	(112,698)	(135,511)
Fuji	(1,242,150)	(1,402,098)	(1,523,871)	(901,142)	(1,339,185)	(1,306,998)	(341,008)	(62,913)	(216,873)
Gala	(2,845,043)	(3,493,197)	(3,899,542)	(2,216,778)	(3,303,321)	(3,334,882)	(628,265)	(189,876)	(564,660)
Golden Delicious	(854,879)	(945,700)	(1,345,942)	(475,171)	(553,649)	(867,287)	(379,708)	(392,051)	(478,656)
Granny Smith	(1,796,697)	(1,909,902)	(1,252,740)	(1,578,684)	(2,046,011)	(1,359,987)	(218,013)	136,109	107,247
Honeycrisp	(2,226,953)	(3,289,193)	(2,452,569)	(1,346,165)	(3,032,159)	(2,104,148)	(880,788)	(257,034)	(348,421)
Idared	366,342	602,300	274,771	2,656	84,882	4,995	363,686	517,418	269,775
Jonathan	(9,926)	(92,348)	(83,109)	(8,440)	(31,521)	(58,631)	(1,486)	(60,827)	(24,477)
McIntosh	5,402	(339,973)	(395,231)	8,271	(230,316)	(291,751)	(2,869)	(109,657)	(103,480)
Mutsu/Crispin	7,867	(3,920)	28,302	716	(10,750)	2,631	7,151	6,830	25,672
Newtown Pippin	(9,325)	(9,866)	(18,379)	(3,616)	(2,434)	(5,221)	(5,709)	(7,432)	(13,159)
Pink Lady/Cripps Pink	264,384	99,234	(41,148)	17,551	(62,221)	(196,618)	246,833	161,455	155,471
Red Delicious	(1,081,408)	(2,198,090)	(2,723,399)	(1,379,395)	(1,772,506)	(2,355,014)	297,987	(425,584)	(368,385)
Rome	358,108	(419,227)	(60,030)	3,963	(868)	(40,797)	354,145	(418,359)	(19,233)
Rome Sport	(17,930)	(45,804)	(34,136)	(11,510)	4,762	(16,022)	(6,420)	(50,566)	(18,113)
Spartan	45,526	28,692	570	34,892	26,101	833	10,634	2,591	(262)
Stayman	(12,755)	(9,577)	(9,715)	(7,985)	(3,584)	(4,794)	(4,770)	(5,993)	(4,921)
York	584,735	299,401	139,851	(3,955)	(7,419)	(5,111)	588,690	306,820	144,962
Other Varieties	(1,447,492)	(1,704,859)	(1,403,800)	(847,000)	(1,779,913)	(1,153,779)	(600,492)	75,054	(250,022)

**Table 13: U.S. Apple Performance: Variety Detail**

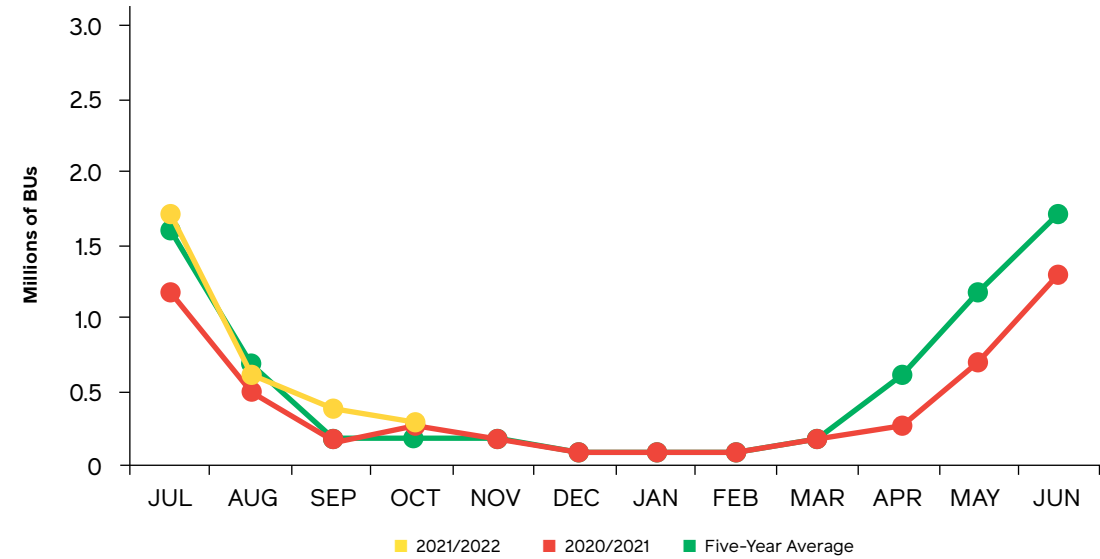
DECEMBER 2021/ NOVEMBER 2021	FRESH						PROCESSING					
	REMAINING HOLDINGS			MOVEMENT RATE			REMAINING HOLDINGS			MOVEMENT RATE		
	2021/22	2020/21	5-YR AVERAGE	2021/22	2020/21	5-YR AVERAGE	2021/22	2020/21	5-YR AVERAGE	2021/22	2020/21	5-YR AVERAGE
<b>Total Varieties</b>	<b>92%</b>	<b>87%</b>	<b>89%</b>	<b>8%</b>	<b>13%</b>	<b>11%</b>	<b>97%</b>	<b>98%</b>	<b>96%</b>	<b>3%</b>	<b>2%</b>	<b>2%</b>
Ambrosia	86%	87%	88%	14%	13%	12%	92%	89%	84%	8%	11%	4%
Braeburn	84%	86%	103%	16%	14%	-3%	90%	91%	88%	10%	9%	2%
Cortland	78%	82%	81%	22%	18%	19%	82%	91%	83%	18%	9%	19%
Cosmic Crisp	98%	87%	90%	2%	13%	10%	85%	99%	98%	15%	1%	1%
Empire	89%	84%	86%	11%	16%	14%	93%	74%	74%	7%	26%	9%
Fuji	93%	92%	92%	7%	8%	8%	90%	98%	94%	10%	2%	1%
Gala	90%	86%	87%	10%	14%	13%	87%	96%	90%	13%	4%	2%
Golden Delicious	91%	89%	88%	9%	11%	12%	92%	91%	91%	8%	9%	7%
Granny Smith	90%	85%	90%	10%	15%	10%	95%	103%	103%	5%	-3%	-1%
Honeycrisp	88%	80%	82%	12%	20%	18%	91%	97%	94%	9%	3%	3%
Idared	104%	164%	103%	-4%	-64%	-3%	123%	128%	113%	-23%	-28%	-140%
Jonathan	87%	78%	72%	13%	22%	28%	99%	73%	88%	1%	27%	12%
McIntosh	101%	85%	86%	-1%	15%	14%	100%	86%	84%	0%	14%	5%
Mutsu/Crispin	102%	86%	103%	-2%	14%	-3%	102%	102%	107%	-2%	-2%	-28%
Newtown Pippin	93%	95%	87%	7%	5%	13%	93%	91%	86%	7%	9%	32%
Pink Lady/Cripps Pink	100%	99%	97%	0%	1%	3%	119%	112%	115%	-19%	-12%	-3%
Red Delicious	93%	92%	92%	7%	8%	8%	108%	91%	93%	-8%	9%	1%
Rome	102%	100%	90%	-2%	0%	10%	113%	84%	99%	-13%	16%	5%
Rome Sport	55%	115%	84%	45%	-15%	16%	84%	44%	83%	16%	56%	18%
Spartan	132%	130%	101%	-32%	-30%	-1%	308%	155%	94%	-208%	-55%	0%
Stayman	66%	82%	87%	34%	18%	13%	94%	95%	96%	6%	5%	14%
York	93%	87%	86%	7%	13%	14%	141%	116%	108%	-41%	-16%	-397%
Other Varieties	90%	80%	87%	10%	20%	13%	86%	102%	93%	14%	-2%	3%

Note: Remaining Holdings is a cumulative metric for the current month while Movement Rate is a monthly snapshot for the previous month. The first will tell users if they are ahead or behind total disposition compared to the same time last year/five-year average. The second will tell users if last month's disposition was faster or slower than the disposition in the same month the previous year/five-year average.

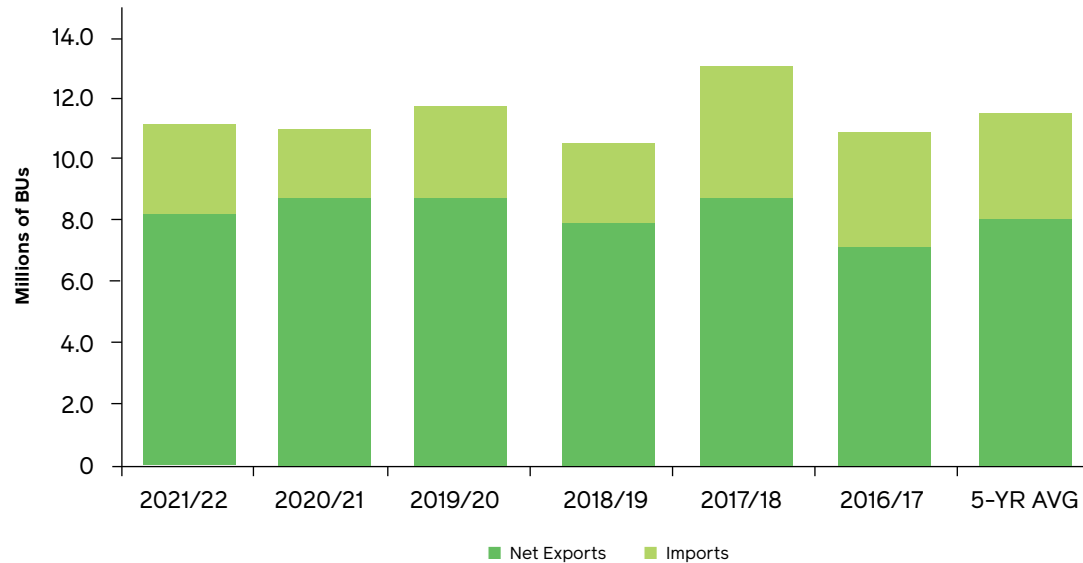
**Figure 1: U.S. Fresh Apple Exports**



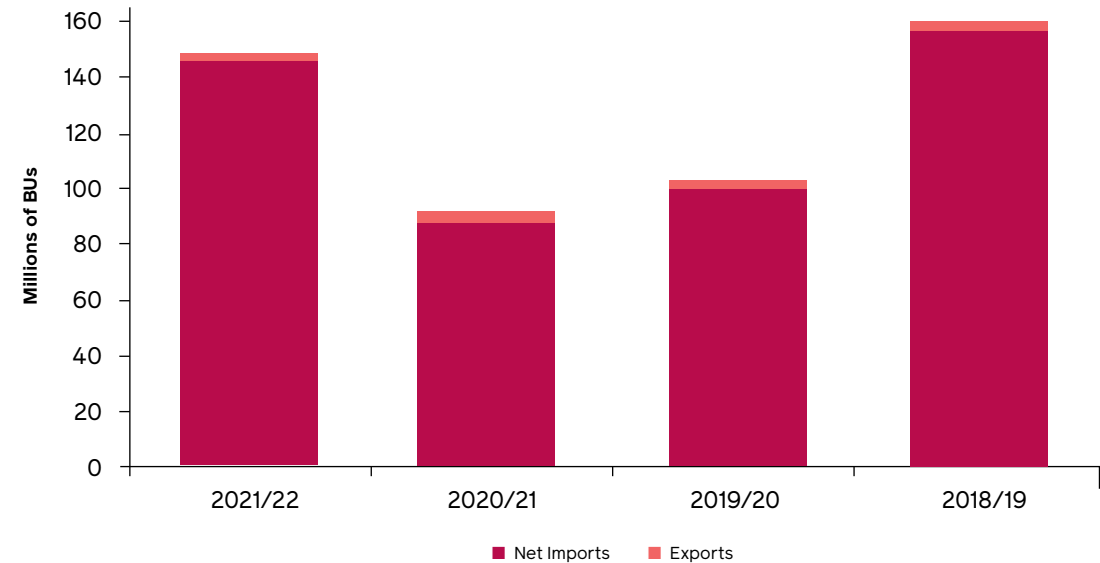
**Figure 2: U.S. Fresh Apple Imports**



**Figure 3: U.S. Fresh Apple Net Trade: Crop YTD**



**Figure 4: U.S. Apple Juice Concentrate Net Trade: Crop YTD**



Sources: USDA, Foreign Agricultural Service, USApple  
 Notes: Five-year average does not include current crop year (July-June). Trade data lags by two months.

**Table 14: European Apple Holdings: Country Summary**

NOVEMBER 2021	2021/22	2020/21	5-YR AVERAGE	MOVEMENT (PRIOR MO.)
<b>Total Europe</b>	<b>145,777,406</b>	<b>281,270,992</b>	<b>223,003,643</b>	<b>N/A</b>
Austria	5,384,761	5,199,992	4,505,177	N/A
Belgium	10,120,714	6,523,261	7,981,764	N/A
Czech Republic	2,741,812	3,104,787	2,832,170	N/A
Denmark	691,148	651,570	601,599	N/A
France	N/A	41,148,340	40,478,492	N/A
Germany	20,209,804	19,995,326	20,065,758	N/A
Italy	79,680,049	82,070,990	46,362,406	N/A
Poland	N/A	99,207,900	72,437,514	N/A
Spain	14,025,898	10,765,855	12,640,661	N/A
Switzerland	3,282,784	3,574,529	3,249,305	N/A
The Netherlands	9,640,436	9,028,444	10,480,965	N/A
United Kingdom	N/A	N/A	N/A	N/A

Source: The World Apple and Pear Association  
 Note: Data reported in 42-pound bushels.

**DISCLAIMER**

While efforts have been made to ensure the accuracy and reliability of the information contained in this report, all information in this report is provided by the U.S. Apple Association (USApple) "as-is" with no guarantee of completeness, accuracy or timeliness and without warranty of any kind expressed or implied by USApple. Use of such information is voluntary, and reliance on it should only be undertaken after an independent review of its accuracy, completeness and applicability.

© 2021 U.S. Apple Association. Reproduction in whole or in part of the material contained herein is prohibited without prior permission from USApple.

For more information, contact the author of this report, Christopher Gerlach, Director, Industry Analytics at USApple: 7600 Leesburg Pike, Suite 400 East | Falls Church, VA 22043 | 703.442.8850 | usapple.org

**Table 15: European Apple Holdings: Variety Summary**

NOVEMBER 2021	2021/22	2020/21	5-YR AVERAGE	MOVEMENT (PRIOR MO.)
<b>Total Varieties</b>	<b>145,777,406</b>	<b>281,270,992</b>	<b>223,003,643</b>	<b>N/A</b>
Annurca	1,837,183	1,837,183	1,062,942	N/A
Boskoop	1,549,045	1,201,234	1,477,679	N/A
Braeburn	5,333,297	7,325,370	6,998,963	N/A
Bramley	-	-	604,433	N/A
Cameo	-	-	-	N/A
Cortland	-	-	-	N/A
Cox Orange	30,550	34,854	269,814	N/A
Cripps Pink	2,443,453	11,849,640	8,774,948	N/A
Elstar	8,554,335	7,878,663	8,655,478	N/A
Fuji	5,842,380	9,409,603	6,688,090	N/A
Gala	17,348,692	33,215,421	25,242,651	N/A
Gloster	14,173	4,777,569	4,236,660	N/A
Golden Delicious	46,964,783	58,848,125	49,935,380	N/A
Granny Smith	6,300,183	11,392,214	9,137,670	N/A
Holsteiner Cox	178,574	197,209	209,334	N/A
Idared	773,950	15,755,111	14,236,543	N/A
Jonagold	10,391,806	9,641,576	13,372,157	N/A
Jonagored	3,383,282	2,759,554	4,030,041	N/A
Jonathan	-	-	-	N/A
Lobo	-	-	-	N/A
Morgendurf/imperat	933,319	1,193,329	998,404	N/A
Pinova	3,214,726	5,288,671	2,942,667	N/A
Red Delicious	9,437,553	14,185,089	8,664,029	N/A
Red Jonaprince	3,973,266	14,743,976	6,627,057	N/A
Reinette	955,261	2,608,076	1,651,321	N/A
Shampion	283,241	10,678,392	10,136,843	N/A
Stayman	-	-	200,056	N/A
Spartan	2,362	20,262	9,616	N/A
Other Varieties	16,031,992	56,429,871	37,414,033	N/A

Source: The World Apple and Pear Association  
 Note: Data reported in 42-pound bushels.