

December 1 U.S. Holdings

Sponsored by



121.5 Million Fresh-Market Holdings

DOWN
2% YOY

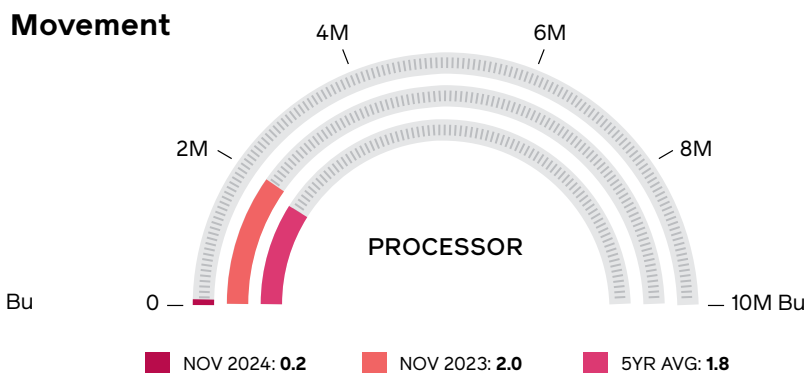
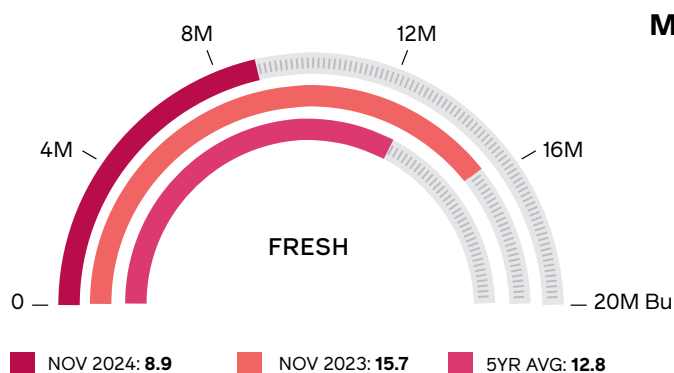
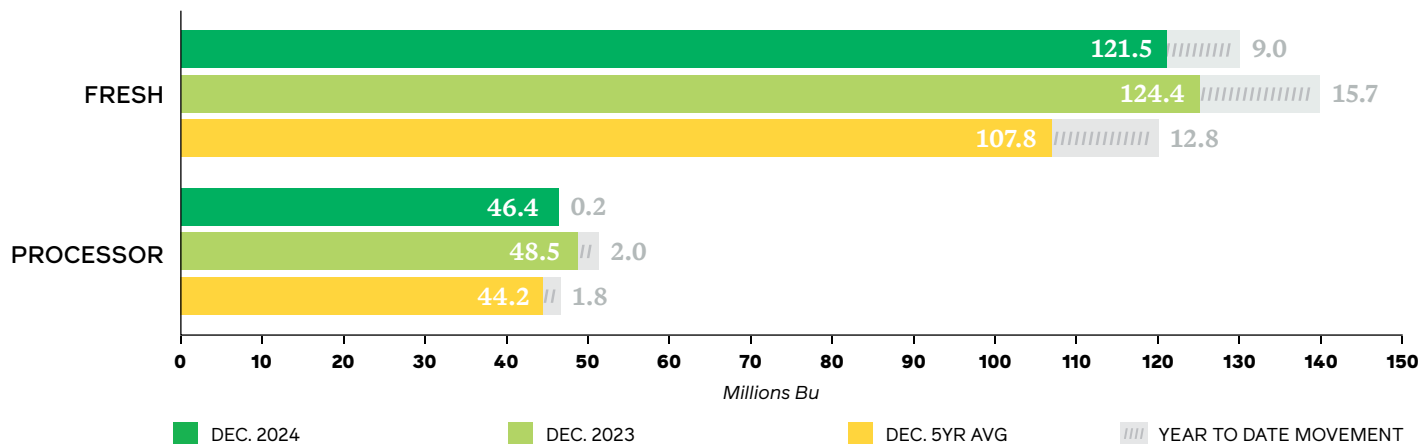
U.S. fresh apple holdings on December 1, 2024 totaled 121.5 million bushels, 2 percent less than the inventories reported last December and 13 percent more than the December five-year average.

46.4 Million Processing Apple Holdings

DOWN
4% YOY

U.S. processing apple holdings on December 1, 2024 totaled 46.4 million bushels, 4 percent less than the inventories reported last December and 5 percent more than the December five-year average.

Holdings



Tables & Figures

TABLES

Table 1:	USAppleTracker Summary.....	2
Table 2:	U.S. Apple Holdings: State Summary.....	3
Table 3:	U.S. Apple Holdings: Variety Summary.....	3
Table 4:	U.S. Apple Holdings: State History.....	4
Table 5:	U.S. Apple Holdings: Variety History.....	4
Table 6:	U.S. Apple Holdings: Total Detail.....	5
Table 7:	U.S. Apple Holdings: Fresh Detail.....	6
Table 8:	U.S. Apple Holdings: Processing Detail.....	7
Table 9:	U.S. Apple Movement: State Summary.....	8
Table 10:	U.S. Apple Movement: Variety Summary.....	8
Table 11:	U.S. Apple Movement: State History.....	9
Table 12:	U.S. Apple Movement: Variety History.....	9
Table 13:	U.S. Apple Performance: Variety Detail.....	10
Table 14:	European Apple Holdings: Country Summary.....	12
Table 15:	European Apple Holdings: Variety Summary.....	12

FIGURES

Figure 1:	U.S. Fresh Apple Exports.....	11
Figure 2:	U.S. Fresh Apple Imports.....	11
Figure 3:	U.S. Fresh Apple Net Trade: Crop YTD.....	11
Figure 4:	U.S. Apple Juice Concentrate Net Trade: Crop YTD.....	11

Table 1:
USAppleTracker
Summary
(Millions of 42-lb Bushels)

DECEMBER 2024		2024/25	2023/24	5-YR AVERAGE
Total Holdings		167.9	173.0	152.0
By Use	Fresh	121.5	124.4	107.8
	Processing	46.4	48.5	44.2
By Storage Type	Regular	39.3	40.6	34.1
	CA	128.6	132.4	117.9
Total Movement (prior month)		(8.7)	(17.8)	(14.6)
By Use	Fresh	(8.9)	(15.7)	(12.8)
	Processing	0.2	(2.0)	(1.8)
By Storage Type	Regular	(3.3)	(5.7)	(4.1)
	CA	(5.4)	(12.0)	(10.5)



Table 2: U.S. Apple Holdings: State Summary (42-lb Bushels)

DECEMBER 2024	TOTAL		FRESH		PROCESSING	
	REGULAR	CONTROLLED ATMOSPHERE	REGULAR	CONTROLLED ATMOSPHERE	REGULAR	CONTROLLED ATMOSPHERE
United States	39,333,799	128,561,876	27,722,145	93,738,463	11,611,654	34,823,412
California	77,618	233,999	15,000	146,578	62,618	87,420
Connecticut	31,920	41,128	31,063	39,140	857	1,988
Idaho	99,088	137,340	88,112	137,340	10,976	0
Indiana	27,742	14,738	25,142	0	2,601	14,738
Maryland	58,148	1,251,446	58,148	1,247,637	0	3,809
Massachusetts	51,345	7,851	50,034	7,851	1,311	0
Michigan	1,759,000	8,431,000	445,000	5,168,000	1,314,000	3,263,000
North Carolina	345,820	286,825	2,601	95,798	343,219	191,027
New Hampshire	19,171	4,172	19,171	4,172	0	0
New York	3,695,127	7,847,147	1,327,543	4,811,310	2,367,585	3,035,837
Ohio	108,898	29,053	108,898	26,960	0	2,093
Oregon	82,975	1,012,528	57,886	736,384	25,089	276,144
Pennsylvania	1,310,337	2,959,706	246,602	1,378,974	1,063,735	1,580,732
Virginia	388,479	1,277,300	187,536	207,964	200,944	1,069,336
Washington	31,190,577	104,738,947	24,982,137	79,515,006	6,208,440	25,223,941
West Virginia	13,871	147,815	13,871	85,828	0	61,987
Other States	73,682	140,880	63,402	129,520	10,280	11,360

Other States include Delaware, Maine, Utah, Wisconsin and any other suppressed (S) state data.

Table 3: U.S. Apple Holdings: Variety Summary (42-lb Bushels)

DECEMBER 2024	TOTAL		FRESH		PROCESSING	
	REGULAR	CONTROLLED ATMOSPHERE	REGULAR	CONTROLLED ATMOSPHERE	REGULAR	CONTROLLED ATMOSPHERE
Total Varieties	39,333,799	128,561,876	27,722,145	93,738,463	11,611,654	34,823,412
Ambrosia	1,186,675	1,813,666	1,042,079	1,550,979	144,595	262,687
Cortland	267,660	272,418	88,395	111,282	179,265	161,136
Cosmic Crisp ®	5,396,947	9,781,148	4,759,618	7,646,096	637,329	2,135,052
Empire	440,995	1,002,361	167,613	655,892	273,381	346,469
Envy ®	2,377,820	2,264,085	1,921,066	1,768,458	456,754	495,627
Fuji	3,654,868	12,055,081	2,966,627	9,576,645	688,241	2,478,436
Gala	2,452,386	23,432,626	1,836,662	19,015,186	615,724	4,417,440
Golden Delicious	2,206,199	6,310,913	1,063,013	3,427,067	1,143,186	2,883,846
Granny Smith	3,602,253	15,363,354	2,604,870	12,019,326	997,383	3,344,028
Honeycrisp	3,385,225	14,713,289	2,140,917	8,761,223	1,244,308	5,952,066
Idared	524,030	1,380,067	8,406	33,167	515,624	1,346,900
Jonathan	25,661	193,511	14,661	54,977	11,000	138,534
McIntosh	778,686	1,174,973	390,574	641,629	388,112	533,344
Mutsu/Crispin	117,423	249,944	10,100	18,133	107,323	231,811
Newtown Pippin	54,618	54,705	0	37,262	54,618	17,443
Pink Lady/Cripps Pink	5,831,735	6,866,522	4,958,152	5,431,473	873,583	1,435,049
Red Delicious	2,741,352	19,780,349	2,042,837	16,887,454	698,516	2,892,895
Rome	792,331	1,615,835	40,341	85,237	751,990	1,530,597
Rome Sport	17,886	13,115	340	13,115	17,546	0
Spartan	15,070	183,525	2,060	155,270	13,010	28,255
Stayman	63,566	23,650	37,136	2,796	26,430	20,854
York	410,386	1,103,218	1,039	52,163	409,347	1,051,055
Other Varieties	2,990,028	8,913,520	1,625,638	5,793,633	1,364,389	3,119,887



Table 4:
U.S. Apple Holdings:
State History
(42-lb Bushels)

DECEMBER 2024	TOTAL			FRESH			PROCESSING		
	2024/25	2023/24	5-YR AVERAGE	2024/25	2023/24	5-YR AVERAGE	2024/25	2023/24	5-YR AVERAGE
United States	167,895,675	172,953,629	152,023,920	121,460,608	124,417,557	107,832,805	46,435,066	48,536,072	44,191,114
California	311,617	375,590	342,586	161,578	217,043	190,685	150,038	158,547	151,900
Connecticut	73,048	91,934	64,915	70,203	80,402	58,221	2,845	11,532	6,694
Idaho	236,428	465,905	334,977	225,452	348,625	297,016	10,976	117,280	37,961
Indiana	42,481	47,888	44,147	25,142	29,212	27,375	17,339	18,676	16,773
Maryland	1,309,594	542,270	440,124	1,305,785	343,748	319,459	3,809	198,522	120,665
Massachusetts	59,195	53,711	68,422	57,884	53,711	66,901	1,311	0	1,521
Michigan	10,190,000	11,660,000	9,660,760	5,613,000	7,066,000	5,265,760	4,577,000	4,594,000	4,395,000
North Carolina	632,645	687,185	562,354	98,399	194,065	134,237	534,246	493,120	428,117
New Hampshire	23,344	15,665	24,233	23,344	15,245	23,325	0	420	908
New York	11,542,274	13,968,378	11,400,778	6,138,853	7,261,565	6,101,610	5,403,422	6,706,813	5,299,168
Ohio	137,951	32,206	76,717	135,859	30,042	72,367	2,093	2,163	4,350
Oregon	1,095,503	1,032,578	1,098,327	794,270	716,769	799,916	301,233	315,809	298,411
Pennsylvania	4,270,043	5,971,205	5,421,856	1,625,576	2,002,885	1,662,297	2,644,467	3,968,320	3,759,559
Virginia	1,665,779	1,746,142	2,030,216	395,500	446,591	390,658	1,270,280	1,299,551	1,639,559
Washington	135,929,524	135,961,905	120,008,557	104,497,143	105,386,667	92,207,032	31,432,381	30,575,238	27,801,524
West Virginia	161,686	167,158	303,602	99,699	103,073	95,112	61,987	64,085	208,489
Other States	214,562	133,909	141,349	192,922	121,913	120,833	21,640	11,996	20,515

Other States include Delaware, Maine, Utah, Wisconsin and any other suppressed (S) state data.

Table 5:
U.S. Apple Holdings:
Variety History
(42-lb Bushels)

DECEMBER 2024	TOTAL			FRESH			PROCESSING		
	2024/25	2023/24	5-YR AVERAGE	2024/25	2023/24	5-YR AVERAGE	2024/25	2023/24	5-YR AVERAGE
Total Varieties	167,895,675	172,953,629	152,023,920	121,460,608	124,417,557	107,832,805	46,435,066	48,536,072	44,191,114
Ambrosia	3,000,341	3,012,135	1,981,231	2,593,058	2,536,242	1,614,809	407,282	475,894	366,422
Cortland	540,078	613,837	552,375	199,677	200,482	222,576	340,401	413,354	329,799
Cosmic Crisp ®	15,178,095	9,155,238	4,570,253	12,405,714	7,270,476	3,572,920	2,772,381	1,884,762	997,333
Empire	1,443,356	1,430,651	1,458,458	823,506	922,411	1,009,582	619,850	508,241	448,876
Envy ®	4,641,905	3,429,524	685,905	3,689,524	3,100,952	620,190	952,381	328,571	65,714
Fuji	15,709,949	17,123,171	16,843,415	12,543,273	13,628,286	13,442,901	3,166,677	3,494,885	3,400,514
Gala	25,885,012	24,789,268	25,507,521	20,851,848	20,614,809	21,056,785	5,033,164	4,174,459	4,450,736
Golden Delicious	8,517,112	10,812,430	9,709,589	4,490,080	5,291,301	5,092,917	4,027,032	5,521,129	4,616,671
Granny Smith	18,965,607	19,492,054	16,759,945	14,624,196	15,482,616	12,906,415	4,341,411	4,009,438	3,853,530
Honeycrisp	18,098,514	26,454,269	20,330,988	10,902,139	17,451,727	12,392,844	7,196,375	9,002,543	7,938,145
Idared	1,904,097	2,283,955	2,237,444	41,573	95,356	144,330	1,862,524	2,188,598	2,093,114
Jonathan	219,172	228,514	272,764	69,638	91,766	90,637	149,534	136,748	182,127
McIntosh	1,953,659	2,002,878	2,028,084	1,032,203	1,119,767	1,261,311	921,456	883,111	766,773
Mutsu/Crispin	367,367	523,584	402,054	28,233	53,950	59,106	339,134	469,634	342,948
Newtown Pippin	109,323	129,155	134,795	37,262	51,071	53,973	72,061	78,085	80,822
Pink Lady/Cripps Pink	12,698,257	9,898,694	8,154,326	10,389,626	8,004,748	6,593,030	2,308,632	1,893,946	1,561,296
Red Delicious	22,521,701	24,372,816	23,328,726	18,930,291	20,179,093	19,160,132	3,591,410	4,193,723	4,168,594
Rome	2,408,166	3,000,447	2,869,888	125,578	197,895	226,601	2,282,587	2,802,552	2,643,287
Rome Sport	31,001	46,171	67,377	13,455	37,253	32,064	17,546	8,918	35,314
Spartan	198,595	132,522	135,305	157,330	127,440	127,485	41,265	5,082	7,820
Stayman	87,216	100,289	122,302	39,932	13,359	18,320	47,284	86,930	103,982
York	1,513,604	1,663,977	1,861,582	53,202	54,961	48,586	1,460,402	1,609,016	1,812,995
Other Varieties	11,903,548	12,258,048	11,709,492	7,419,271	7,891,594	7,849,910	4,484,276	4,366,454	3,859,581



Table 6: U.S. Apple Holdings: Total Detail (42-lb Bushels)

Other States include Delaware, Maine, Utah, Wisconsin and any other suppressed (S) state data.

DECEMBER 2024	STORAGE TYPE	US	CA	CT	ID	IN	MD	MA	MI	NC	NH	NY	OH	OR	PA	VA	WA	WV	OTHER STATES
Ambrosia	Total	3,000,341	0	0	0	0	500	0	0	0	0	170,639	200	14,366	35,485	0	2,776,190	0	2,960
	CA	1,813,666	0	0	0	0	0	0	0	0	0	100,930	0	14,366	32,656	0	1,665,714	0	0
Cortland	Total	540,078	0	6,614	0	0	0	5,230	0	0	4,049	482,403	377	0	3,425	14,412	0	3,468	20,100
	CA	272,418	0	2,060	0	0	0	0	0	0	1,509	239,171	104	0	694	14,412	0	3,468	11,000
Cosmic Crisp ®	Total	15,178,095	0	0	0	0	0	0	0	0	0	0	0	0	0	0	15,178,095	0	0
	CA	9,781,148	0	0	0	0	0	0	0	0	0	0	0	0	0	0	9,781,148	0	0
Empire	Total	1,443,356	10,750	14,678	0	0	0	602	393,000	12,571	1,383	988,341	580	0	10,524	4,185	0	5,202	1,540
	CA	1,002,361	10,750	13,260	0	0	0	0	286,000	12,571	140	671,723	311	0	3,421	4,185	0	0	0
Envy ®	Total	4,641,905	0	0	0	0	0	0	0	0	0	0	0	0	0	0	4,641,905	0	0
	CA	2,264,085	0	0	0	0	0	0	0	0	0	0	0	0	0	0	2,264,085	0	0
Fuji	Total	15,709,949	6,069	1,307	26,362	0	10,726	211	1,148,000	7,495	649	587,997	10,692	241,405	470,803	41,444	13,137,143	6,936	12,710
	CA	12,055,081	6,069	200	0	0	0	0	995,000	5,635	526	445,280	346	215,336	370,417	21,822	9,990,982	3,468	0
Gala	Total	25,885,012	30,000	1,612	48,092	17,339	1,107	1,307	1,940,000	46,628	338	1,112,832	28,338	222,810	312,948	26,846	22,046,667	4,335	43,813
	CA	23,432,626	30,000	0	38,500	14,738	1,105	0	1,851,000	23,408	0	955,953	7,263	212,102	279,579	18,910	19,953,276	4,335	42,458
Golden Delicious	Total	8,517,112	111,837	480	13,960	0	6,631	0	856,000	188,706	807	624,175	25,973	1,636	857,746	372,537	5,429,524	22,541	4,559
	CA	6,310,913	111,837	0	5,960	0	584	0	585,000	83,186	0	412,747	7,929	0	578,538	316,603	4,185,989	22,541	0
Granny Smith	Total	18,965,607	60,000	1,585	35,888	1,734	1,305	0	0	14,810	0	167,640	11,888	168,193	156,920	29,739	18,286,667	0	29,238
	CA	15,363,354	45,000	1,120	9,880	0	119	0	0	0	0	134,309	1,245	154,946	125,475	12,088	14,856,071	0	23,100
Honeycrisp	Total	18,098,514	0	0	726	0	1,012	7,007	902,000	0	844	639,672	4,651	68,046	72,845	1,502	16,343,810	0	56,400
	CA	14,713,289	0	0	0	0	0	1,734	810,000	0	0	514,863	0	62,502	46,631	0	13,234,559	0	43,000
Idared	Total	1,904,097	0	2,288	0	0	124	0	760,000	0	0	1,046,748	2,019	0	20,051	72,867	0	0	0
	CA	1,380,067	0	1,988	0	0	0	0	567,000	0	0	745,593	363	0	0	65,124	0	0	0
Jonathan	Total	219,172	0	0	0	0	0	4,335	175,000	0	0	30,288	1,000	0	8,445	104	0	0	0
	CA	193,511	0	0	0	0	0	4,335	151,000	0	0	30,288	0	0	7,888	0	0	0	0
McIntosh	Total	1,953,659	0	20,135	0	0	2	27,181	437,000	1,734	7,640	1,418,902	8,003	0	4,337	2,725	0	0	26,000
	CA	1,174,973	0	15,420	0	0	0	19	379,000	1,734	1,996	757,826	277	0	2,434	2,668	0	0	13,600
Mutsu/ Crispin	Total	367,367	0	216	0	0	22	34	0	0	2,537	338,226	277	0	21,712	4,244	0	0	100
	CA	249,944	0	0	0	0	0	0	0	0	0	244,404	156	0	1,587	3,798	0	0	0
Newtown Pippin	Total	109,323	84,961	0	0	0	0	0	0	17,339	0	0	0	0	1,387	5,635	0	0	0
	CA	54,705	30,343	0	0	0	0	0	0	17,339	0	0	0	0	1,387	5,635	0	0	0
Pink Lady/ Cripps Pink	Total	12,698,257	8,000	5,188	8,040	0	987	1,734	74,000	31,837	158	158,299	3,500	122,958	110,677	104,244	12,020,952	47,682	0
	CA	6,866,522	0	1,760	0	0	0	1,734	60,000	25,142	0	134,962	0	120,626	84,056	97,524	6,293,036	47,682	0
Red Delicious	Total	22,521,701	0	2,654	103,360	13,871	1,261,414	3,127	1,111,000	21,231	494	759,034	27,684	256,089	328,560	217,760	18,345,714	61,987	7,722
	CA	19,780,349	0	1,600	83,000	0	1,246,126	29	957,000	12,666	0	504,669	6,993	232,650	277,373	86,654	16,301,881	61,987	7,722
Rome	Total	2,408,166	0	0	0	7,803	331	0	464,000	251,755	0	1,059,537	0	0	407,685	217,055	0	0	0
	CA	1,615,835	0	0	0	0	205	0	376,000	73,967	0	683,878	0	0	296,453	185,332	0	0	0
Rome Sport	Total	31,001	0	0	0	0	0	0	0	4,760	0	8,920	0	0	12,986	0	0	4,335	0
	CA	13,115	0	0	0	0	0	0	0	0	0	8,780	0	0	0	0	0	4,335	0
Spartan	Total	198,595	0	0	0	0	0	0	0	13,004	0	167,241	0	0	16,214	2,136	0	0	0
	CA	183,525	0	0	0	0	0	0	0	13,004	0	153,171	0	0	15,214	2,136	0	0	0
Stayman	Total	87,216	0	260	0	1,734	21,416	0	0	0	0	8,238	0	0	27,267	23,966	0	4,335	0
	CA	23,650	0	0	0	0	0	0	0	0	0	1,440	0	0	694	21,517	0	0	0
York	Total	1,513,604	0	0	0	0	2,901	0	0	10,403	0	68,824	0	0	1,125,960	304,649	0	867	0
	CA	1,103,218	0	0	0	0	2,901	0	0	10,403	0	68,824	0	0	769,316	251,773	0	0	0
Others	Total	11,903,548	0	16,029	0	0	1,116	8,427	1,930,000	10,372	4,444	1,704,317	12,769	0	264,066	219,730	7,722,857	0	9,420
	CA	8,913,520	0	3,720	0	0	406	0	1,414,000	7,771	0	1,038,337	4,067	0	65,893	167,121	6,212,205	0	0
Total Varieties	Total	167,895,675	311,617	73,048	236,428	42,481	1,309,594	59,195	10,190,000	632,645	23,344	11,542,274	137,951	1,095,503	4,270,043	1,665,779	135,929,524	161,686	214,562
	CA	128,561,876	233,999	41,128	137,340	14,738	1,251,446	7,851	8,431,000	286,825	4,172	7,847,147	29,053	1,012,528	2,959,706	1,277,300	104,738,947	147,815	140,880



Table 7: U.S. Apple Holdings: Fresh Detail (42-lb Bushels)

Other States include Delaware, Maine, Utah, Wisconsin and any other suppressed (S) state data.

DECEMBER 2024	STORAGE TYPE	US	CA	CT	ID	IN	MD	MA	MI	NC	NH	NY	OH	OR	PA	VA	WA	WV	OTHER STATES
Ambrosia	Total	2,593,058	0	0	0	0	500	0	0	0	0	122,513	200	10,448	35,485	0	2,420,952	0	2,960
	CA	1,550,979	0	0	0	0	0	0	0	0	0	55,304	0	10,448	32,656	0	1,452,571	0	0
Cortland	Total	199,677	0	6,574	0	0	0	5,188	0	0	4,049	156,496	377	0	3,425	0	0	3,468	20,100
	CA	111,282	0	2,060	0	0	0	0	0	0	1,509	92,447	104	0	694	0	0	3,468	11,000
Cosmic Crisp ®	Total	12,405,714	0	0	0	0	0	0	0	0	0	0	0	0	0	0	12,405,714	0	0
	CA	7,646,096	0	0	0	0	0	0	0	0	0	0	0	0	0	0	7,646,096	0	0
Empire	Total	823,506	1,214	14,678	0	0	0	602	38,000	9,536	1,383	741,297	580	0	6,755	2,718	0	5,202	1,540
	CA	655,892	1,214	13,260	0	0	0	0	33,000	9,536	140	592,291	311	0	3,421	2,718	0	0	0
Envy ®	Total	3,689,524	0	0	0	0	0	0	0	0	0	0	0	0	0	0	3,689,524	0	0
	CA	1,768,458	0	0	0	0	0	0	0	0	0	0	0	0	0	0	1,768,458	0	0
Fuji	Total	12,543,273	0	1,307	19,278	0	10,726	211	1,073,000	4,335	649	561,427	10,692	179,552	317,393	34,976	10,312,381	6,936	10,410
	CA	9,576,645	0	200	0	0	0	0	953,000	4,335	526	419,533	346	156,608	279,082	17,596	7,741,951	3,468	0
Gala	Total	20,851,848	20,000	1,612	46,348	0	1,107	1,307	1,727,000	21,674	338	1,036,775	28,338	157,566	298,481	22,768	17,450,476	0	38,057
	CA	19,015,186	20,000	0	38,500	0	1,105	0	1,680,000	21,674	0	942,105	7,263	154,256	272,990	14,896	15,825,696	0	36,702
Golden Delicious	Total	4,490,080	78,026	433	13,960	0	6,047	0	147,000	1,734	807	117,911	25,973	1,451	266,617	59,070	3,745,714	22,541	2,795
	CA	3,427,067	78,026	0	5,960	0	0	0	132,000	1,734	0	102,131	7,929	0	211,022	24,541	2,841,183	22,541	0
Granny Smith	Total	14,624,196	40,000	1,585	34,872	1,734	1,186	0	0	0	0	74,459	11,888	120,552	133,947	24,813	14,155,238	0	23,922
	CA	12,019,326	30,000	1,120	9,880	0	0	0	0	0	0	62,708	1,245	112,688	125,042	9,754	11,647,988	0	18,900
Honeycrisp	Total	10,902,139	0	0	594	0	1,012	6,895	835,000	0	844	543,112	4,651	47,124	70,720	1,502	9,334,286	0	56,400
	CA	8,761,223	0	0	0	0	0	1,734	809,000	0	0	484,475	0	45,456	46,631	0	7,330,927	0	43,000
Idared	Total	41,573	0	260	0	0	124	0	22,000	0	0	17,010	2,019	0	89	71	0	0	0
	CA	33,167	0	0	0	0	0	0	19,000	0	0	13,804	363	0	0	0	0	0	0
Jonathan	Total	69,638	0	0	0	0	0	4,335	32,000	0	0	23,754	1,000	0	8,445	104	0	0	0
	CA	54,977	0	0	0	0	0	4,335	19,000	0	0	23,754	0	0	7,888	0	0	0	0
McIntosh	Total	1,032,203	0	20,124	0	0	2	27,104	173,000	1,300	7,640	764,635	8,003	0	4,337	57	0	0	26,000
	CA	641,629	0	15,420	0	0	0	19	158,000	1,300	1,996	448,583	277	0	2,434	0	0	0	13,600
Mutsu/ Crispin	Total	28,233	0	56	0	0	22	34	0	0	2,537	22,668	277	0	2,194	446	0	0	0
	CA	18,133	0	0	0	0	0	0	0	0	0	16,391	156	0	1,587	0	0	0	0
Newtown Pippin	Total	37,262	17,339	0	0	0	0	0	0	13,871	0	0	0	0	1,387	4,664	0	0	0
	CA	37,262	17,339	0	0	0	0	0	0	13,871	0	0	0	0	1,387	4,664	0	0	0
Pink Lady/ Cripps Pink	Total	10,389,626	5,000	5,188	8,040	0	987	1,734	61,000	17,339	158	148,294	3,500	89,980	86,377	90,599	9,871,429	0	0
	CA	5,431,473	0	1,760	0	0	0	1,734	50,000	17,339	0	126,457	0	87,728	78,283	84,491	4,983,682	0	0
Red Delicious	Total	18,930,291	0	2,654	102,360	13,871	1,261,414	3,127	884,000	6,936	494	566,608	25,592	187,597	305,754	142,025	15,369,524	52,017	6,318
	CA	16,887,454	0	1,600	83,000	0	1,246,126	29	855,000	6,936	0	432,635	4,900	169,200	261,768	46,941	13,720,984	52,017	6,318
Rome	Total	125,578	0	0	0	7,803	126	0	5,000	0	0	107,957	0	0	3,604	1,089	0	0	0
	CA	85,237	0	0	0	0	0	0	0	0	0	84,370	0	0	867	0	0	0	0
Rome Sport	Total	13,455	0	0	0	0	0	0	0	0	0	8,920	0	0	200	0	0	4,335	0
	CA	13,115	0	0	0	0	0	0	0	0	0	8,780	0	0	0	0	0	4,335	0
Spartan	Total	157,330	0	0	0	0	0	0	0	8,670	0	130,891	0	0	16,214	1,555	0	0	0
	CA	155,270	0	0	0	0	0	0	0	8,670	0	129,831	0	0	15,214	1,555	0	0	0
Stayman	Total	39,932	0	260	0	1,734	21,416	0	0	0	0	8,238	0	0	2,363	1,586	0	4,335	0
	CA	2,796	0	0	0	0	0	0	0	0	0	1,440	0	0	694	662	0	0	0
York	Total	53,202	0	0	0	0	0	0	0	10,403	0	38,146	0	0	3,508	278	0	867	0
	CA	52,163	0	0	0	0	0	0	0	10,403	0	38,146	0	0	3,468	146	0	0	0
Others	Total	7,419,271	0	15,470	0	0	1,116	7,347	616,000	2,601	4,444	947,741	12,769	0	58,280	7,178	5,741,905	0	4,420
	CA	5,793,633	0	3,720	0	0	406	0	460,000	0	0	736,124	4,067	0	33,846	0	4,555,469	0	0
Total Varieties	Total	121,460,608	161,578	70,203	225,452	25,142	1,305,785	57,884	5,613,000	98,399	23,344	6,138,853	135,859	794,270	1,625,576	395,500	104,497,143	99,699	192,922
	CA	93,738,463	146,578	39,140	137,340	0	1,247,637	7,851	5,168,000	95,798	4,172	4,811,310	26,960	736,384	1,378,974	207,964	79,515,006	85,828	129,520



Table 8: U.S. Apple Holdings: Processing Detail (42-lb Bushels)

Other States include Delaware, Maine, Utah, Wisconsin and any other suppressed (S) state data.

DECEMBER 2024	STORAGE TYPE	US	CA	CT	ID	IN	MD	MA	MI	NC	NH	NY	OH	OR	PA	VA	WA	WV	OTHER STATES
Ambrosia	Total	407,282	0	0	0	0	0	0	0	0	0	48,126	0	3,918	0	0	355,238	0	(0)
	CA	262,687	0	0	0	0	0	0	0	0	0	45,626	0	3,918	0	0	213,143	0	0
Cortland	Total	340,401	0	40	0	0	0	42	0	0	0	325,907	0	0	0	14,412	0	0	0
	CA	161,136	0	0	0	0	0	0	0	0	0	146,724	0	0	0	14,412	0	0	0
Cosmic Crisp ®	Total	2,772,381	0	0	0	0	0	0	0	0	0	0	0	0	0	0	2,772,381	0	0
	CA	2,135,052	0	0	0	0	0	0	0	0	0	0	0	0	0	0	2,135,052	0	0
Empire	Total	619,850	9,536	0	0	0	0	0	355,000	3,034	0	247,043	0	0	3,769	1,467	0	0	0
	CA	346,469	9,536	0	0	0	0	0	253,000	3,034	0	79,431	0	0	0	1,467	0	0	0
Envy ®	Total	952,381	0	0	0	0	0	0	0	0	0	0	0	0	0	0	952,381	0	0
	CA	495,627	0	0	0	0	0	0	0	0	0	0	0	0	0	0	495,627	0	0
Fuji	Total	3,166,677	6,069	0	7,084	0	0	0	75,000	3,160	0	26,571	0	61,853	153,410	6,468	2,824,762	0	2,300
	CA	2,478,436	6,069	0	0	0	0	0	42,000	1,300	0	25,748	0	58,728	91,335	4,226	2,249,031	0	0
Gala	Total	5,033,164	10,000	0	1,744	17,339	0	0	213,000	24,954	0	76,057	0	65,244	14,467	4,078	4,596,190	4,335	5,756
	CA	4,417,440	10,000	0	0	14,738	0	0	171,000	1,734	0	13,849	0	57,846	6,589	4,014	4,127,580	4,335	5,756
Golden Delicious	Total	4,027,032	33,811	47	0	0	584	0	709,000	186,972	0	506,264	0	185	591,129	313,466	1,683,810	0	1,764
	CA	2,883,846	33,811	0	0	0	584	0	453,000	81,452	0	310,616	0	0	367,515	292,062	1,344,806	0	0
Granny Smith	Total	4,341,411	20,000	0	1,016	0	119	0	0	14,810	0	93,182	0	47,641	22,972	4,926	4,131,429	0	5,316
	CA	3,344,028	15,000	0	0	0	119	0	0	0	0	71,601	0	42,258	433	2,334	3,208,082	0	4,200
Honeycrisp	Total	7,196,375	0	0	132	0	0	112	67,000	0	0	96,560	0	20,922	2,125	0	7,009,524	0	0
	CA	5,952,066	0	0	0	0	0	0	1,000	0	0	30,388	0	17,046	0	0	5,903,632	0	0
Idared	Total	1,862,524	0	2,028	0	0	0	0	738,000	0	0	1,029,738	0	0	19,962	72,797	0	0	0
	CA	1,346,900	0	1,988	0	0	0	0	548,000	0	0	731,789	0	0	0	65,124	0	0	0
Jonathan	Total	149,534	0	0	0	0	0	0	143,000	0	0	6,534	0	0	0	0	0	0	0
	CA	138,534	0	0	0	0	0	0	132,000	0	0	6,534	0	0	0	0	0	0	0
McIntosh	Total	921,456	0	11	0	0	0	77	264,000	433	0	654,267	0	0	0	2,668	0	0	(0)
	CA	533,344	0	0	0	0	0	0	221,000	433	0	309,243	0	0	0	2,668	0	0	0
Mutsu/ Crispin	Total	339,134	0	160	0	0	0	0	0	0	0	315,559	0	0	19,518	3,798	0	0	100
	CA	231,811	0	0	0	0	0	0	0	0	0	228,013	0	0	0	3,798	0	0	0
Newtown Pippin	Total	72,061	67,622	0	0	0	0	0	0	3,468	0	0	0	0	0	971	0	0	0
	CA	17,443	13,004	0	0	0	0	0	0	3,468	0	0	0	0	0	971	0	0	0
Pink Lady/ Cripps Pink	Total	2,308,632	3,000	0	0	0	0	0	13,000	14,498	0	10,005	0	32,978	24,300	13,645	2,149,524	47,682	0
	CA	1,435,049	0	0	0	0	0	0	10,000	7,803	0	8,505	0	32,898	5,773	13,033	1,309,355	47,682	0
Red Delicious	Total	3,591,410	0	0	1,000	0	0	0	227,000	14,295	0	192,426	2,093	68,492	22,805	75,735	2,976,190	9,970	1,404
	CA	2,892,895	0	0	0	0	0	0	102,000	5,730	0	72,033	2,093	63,450	15,605	39,713	2,580,897	9,970	1,404
Rome	Total	2,282,587	0	0	0	0	205	0	459,000	251,755	0	951,580	0	0	404,081	215,966	0	0	0
	CA	1,530,597	0	0	0	0	205	0	376,000	73,967	0	599,507	0	0	295,586	185,332	0	0	0
Rome Sport	Total	17,546	0	0	0	0	0	0	0	4,760	0	0	0	0	12,786	0	0	0	0
	CA	0	0	0	0	0	0	0	0	0	0	0	0	0	0	0	0	0	0
Spartan	Total	41,265	0	0	0	0	0	0	0	4,335	0	36,349	0	0	0	581	0	0	0
	CA	28,255	0	0	0	0	0	0	0	4,335	0	23,339	0	0	0	581	0	0	0
Stayman	Total	47,284	0	0	0	0	0	0	0	0	0	0	0	0	24,904	22,380	0	0	0
	CA	20,854	0	0	0	0	0	0	0	0	0	0	0	0	0	20,854	0	0	0
York	Total	1,460,402	0	0	0	0	2,901	0	0	0	0	30,678	0	0	1,122,453	304,370	0	0	0
	CA	1,051,055	0	0	0	0	2,901	0	0	0	0	30,678	0	0	765,849	251,628	0	0	0
Others	Total	4,484,276	0	559	0	0	0	1,080	1,314,000	7,771	0	756,576	0	0	205,786	212,552	1,980,952	0	5,000
	CA	3,119,887	0	0	0	0	0	0	954,000	7,771	0	302,212	0	0	32,047	167,121	1,656,736	0	0
Total Varieties	Total	46,435,066	150,038	2,845	10,976	17,339	3,809	1,311	4,577,000	534,246	0	5,403,422	2,093	301,233	2,644,467	1,270,280	31,432,381	61,987	21,640
	CA	34,823,412	87,420	1,988	0	14,738	3,809	0	3,263,000	191,027	0	3,035,837	2,093	276,144	1,580,732	1,069,336	25,223,941	61,987	11,360



Table 9: U.S. Apple Movement: State Summary (42-lb Bushels)

NOVEMBER 2024	TOTAL		FRESH		PROCESSING	
	REGULAR	CONTROLLED ATMOSPHERE	REGULAR	CONTROLLED ATMOSPHERE	REGULAR	CONTROLLED ATMOSPHERE
United States	(3,314,485)	(5,381,554)	(2,319,920)	(6,617,969)	(994,566)	1,236,415
California	(54,838)	(43,261)	(35,000)	(30,018)	(19,838)	(13,243)
Connecticut	(14,781)	(4,320)	(14,675)	(4,320)	(106)	0
Idaho	(110,902)	(8,520)	(99,705)	100	(11,197)	(8,620)
Indiana	(5,187)	(766)	(4,852)	0	(335)	(766)
Maryland	(127,605)	891,768	(127,605)	1,062,480	0	(170,712)
Massachusetts	(17,722)	(408)	(12,155)	(408)	(5,567)	0
Michigan	(856,000)	(206,000)	(421,000)	(463,000)	(435,000)	257,000
North Carolina	(56,063)	(14,903)	(104,535)	(4,977)	48,472	(9,925)
New Hampshire	(996)	(217)	(996)	(217)	0	0
New York	(1,274,863)	(917,021)	(1,069,632)	(846,340)	(205,231)	(70,681)
Ohio	(25,132)	(3,007)	(25,132)	(2,898)	0	(109)
Oregon	(4,798)	231,797	12,855	168,580	(17,654)	63,217
Pennsylvania	(401,446)	(8,120)	(25,134)	(108,603)	(376,312)	100,483
Virginia	(294,612)	236,447	(23,637)	2,488	(270,974)	233,959
Washington	2,926	(5,548,640)	(312,503)	(6,407,688)	315,429	859,048
West Virginia	(721)	(7,680)	(721)	(4,459)	0	(3,221)
Other States	(71,744)	21,295	(55,492)	21,310	(16,252)	(15)

Notes: Data reported in 42-pound bushels.
Other States include Delaware, Maine, Utah, Wisconsin and any other suppressed (S) state data.

Table 10: U.S. Apple Movement: Variety Summary (42-lb Bushels)

NOVEMBER 2024	TOTAL		FRESH		PROCESSING	
	REGULAR	CONTROLLED ATMOSPHERE	REGULAR	CONTROLLED ATMOSPHERE	REGULAR	CONTROLLED ATMOSPHERE
Total Varieties	(3,314,485)	(5,381,554)	(2,319,920)	(6,617,969)	(994,566)	1,236,415
Ambrosia	(110,183)	(122,090)	(90,427)	(113,923)	(19,756)	(8,167)
Cortland	(40,554)	(36,964)	(31,554)	(22,227)	(9,000)	(14,737)
Cosmic Crisp ®	214,262	257,167	264,180	424,392	(49,918)	(167,225)
Empire	(116,426)	(53,476)	(63,199)	(53,054)	(53,227)	(422)
Envy ®	150,608	207,487	(267,779)	(246,507)	418,387	453,994
Fuji	(521,615)	(282,104)	(605,652)	(877,624)	84,037	595,519
Gala	(413,889)	(2,674,441)	(503,912)	(3,282,566)	90,024	608,124
Golden Delicious	(897,814)	(673,650)	(667,929)	(565,187)	(229,884)	(108,463)
Granny Smith	(378,972)	(1,123,555)	(326,625)	(1,001,683)	(52,347)	(121,872)
Honeycrisp	(683,884)	(2,197,375)	(661,975)	(1,899,387)	(21,909)	(297,987)
Idared	(183,766)	64,969	(4,377)	3,845	(179,389)	61,124
Jonathan	(96,044)	19,337	(7,784)	(5,323)	(88,260)	24,661
McIntosh	(97,620)	(59,825)	(71,157)	(67,325)	(26,463)	7,500
Mutsu/Crispin	(26,502)	(3,081)	(3,350)	1,588	(23,152)	(4,669)
Newtown Pippin	(2,855)	(2,842)	(17)	(1,936)	(2,838)	(906)
Pink Lady/Cripps Pink	1,133,612	1,823,589	1,189,807	1,406,297	(56,195)	417,292
Red Delicious	(247,936)	(275,854)	(309,566)	(13,254)	61,630	(262,600)
Rome	(136,883)	46,651	(32,049)	(14,648)	(104,833)	61,299
Rome Sport	(3,909)	6,834	(8,600)	6,834	4,691	0
Spartan	(4,317)	(37,310)	(3,641)	(5,795)	(676)	(31,515)
Stayman	(2,779)	(1,154)	18,601	(70)	(21,380)	(1,084)
York	(164,748)	66,535	(112)	(2,710)	(164,636)	69,245
Other Varieties	(682,273)	(330,401)	(132,803)	(287,705)	(549,469)	(42,696)

Note: Data reported in 42-pound bushels.



Table 11:
U.S. Apple Movement:
State History
 (42-lb Bushels)

NOVEMBER 2024	TOTAL			FRESH			PROCESSING		
	2024/25	2023/24	5-YR AVERAGE	2024/25	2023/24	5-YR AVERAGE	2024/25	2023/24	5-YR AVERAGE
United States	(8,696,040)	(17,759,635)	(14,640,963)	(8,937,889)	(15,745,531)	(12,842,519)	241,850	(2,014,103)	(1,798,444)
California	(98,099)	(112,685)	(108,854)	(65,018)	(69,021)	(68,746)	(33,081)	(43,664)	(40,108)
Connecticut	(19,101)	(17,641)	(19,353)	(18,995)	(19,787)	(18,639)	(106)	2,146	(714)
Idaho	(119,422)	(94,081)	(89,707)	(99,605)	(83,013)	(65,619)	(19,817)	(11,068)	(24,089)
Indiana	(5,953)	(8,033)	(9,213)	(4,852)	(6,949)	(7,625)	(1,101)	(1,084)	(1,588)
Maryland	764,164	(47,112)	(69,103)	934,875	(56,570)	(65,870)	(170,712)	9,458	(3,234)
Massachusetts	(18,130)	(10,952)	(14,368)	(12,563)	(10,132)	(14,509)	(5,567)	(820)	140
Michigan	(1,062,000)	(659,000)	(857,240)	(884,000)	(534,000)	(822,440)	(178,000)	(125,000)	(34,800)
North Carolina	(70,966)	(70,309)	(58,746)	(109,513)	(19,856)	(16,428)	38,547	(50,453)	(42,318)
New Hampshire	(1,213)	(10,938)	(23,633)	(1,213)	(11,358)	(23,741)	0	420	108
New York	(2,191,884)	(967,065)	(556,476)	(1,915,972)	(1,073,968)	(618,922)	(275,913)	106,903	62,446
Ohio	(28,139)	(3,295)	(13,741)	(28,030)	(3,074)	(14,662)	(109)	(221)	921
Oregon	226,999	89,785	(6,705)	181,435	51,561	(54,246)	45,564	38,224	47,541
Pennsylvania	(409,566)	586,735	(33,395)	(133,737)	245,974	(96,699)	(275,829)	340,761	63,304
Virginia	(58,164)	(83,448)	137,069	(21,149)	(48,358)	(9,489)	(37,015)	(35,090)	146,557
Washington	(5,545,714)	(16,303,619)	(12,891,013)	(6,720,190)	(14,069,524)	(10,891,623)	1,174,476	(2,234,095)	(1,999,390)
West Virginia	(8,401)	(17,103)	24,187	(5,180)	(10,546)	(8,898)	(3,221)	(6,557)	33,085
Other States	(50,449)	(30,873)	(50,670)	(34,182)	(26,909)	(44,365)	(16,267)	(3,964)	(6,305)

Notes: Data reported in 42-pound bushels.
 Other States include Delaware, Maine, Utah, Wisconsin and any other suppressed (S) state data.

Table 12:
U.S. Apple Movement:
Variety History
 (42-lb Bushels)

NOVEMBER 2024	TOTAL			FRESH			PROCESSING		
	2024/25	2023/24	5-YR AVERAGE	2024/25	2023/24	5-YR AVERAGE	2024/25	2023/24	5-YR AVERAGE
Total Varieties	(8,696,040)	(17,759,635)	(14,640,963)	(8,937,889)	(15,745,531)	(12,842,519)	241,850	(2,014,103)	(1,798,444)
Ambrosia	(232,273)	(434,801)	(251,637)	(204,350)	(399,106)	(226,854)	(27,923)	(35,694)	(24,783)
Cortland	(77,519)	(52,734)	(103,676)	(53,781)	(60,405)	(57,660)	(23,737)	7,672	(46,016)
Cosmic Crisp®	471,429	(336,190)	(48,654)	688,571	(174,286)	(50,178)	(217,143)	(161,905)	1,524
Empire	(169,902)	(131,190)	(240,928)	(116,253)	(37,172)	(124,467)	(53,648)	(94,018)	(116,461)
Envy®	358,095	(755,238)	(151,048)	(514,286)	(955,238)	(191,048)	872,381	200,000	40,000
Fuji	(803,719)	(1,224,462)	(1,566,331)	(1,483,276)	(1,178,045)	(1,297,033)	679,557	(46,417)	(269,299)
Gala	(3,088,330)	(4,380,481)	(3,455,095)	(3,786,478)	(3,494,484)	(2,880,133)	698,148	(885,996)	(574,962)
Golden Delicious	(1,571,463)	(1,690,091)	(1,128,022)	(1,233,116)	(1,289,278)	(721,732)	(338,347)	(400,813)	(406,290)
Granny Smith	(1,502,527)	(3,013,490)	(1,905,187)	(1,328,308)	(2,779,627)	(1,864,298)	(174,219)	(233,863)	(40,889)
Honeycrisp	(2,881,258)	(3,707,641)	(2,776,153)	(2,561,362)	(2,486,056)	(2,102,096)	(319,896)	(1,221,585)	(674,057)
Idared	(118,797)	196,409	304,830	(533)	(1,434)	3,307	(118,265)	197,843	301,523
Jonathan	(76,707)	(68,715)	(61,137)	(13,107)	(14,824)	(35,182)	(63,599)	(53,891)	(25,955)
McIntosh	(157,445)	(185,495)	(192,160)	(138,482)	(89,055)	(120,280)	(18,963)	(96,440)	(71,881)
Mutsu/Crispin	(29,584)	53,203	7,715	(1,762)	(4,629)	(5,248)	(27,821)	57,832	12,963
Newtown Pippin	(5,697)	(13,214)	(12,481)	(1,953)	(5,225)	(5,694)	(3,744)	(7,989)	(6,786)
Pink Lady/Cripps Pink	2,957,201	258,058	195,673	2,596,104	36,001	24,462	361,097	222,057	171,211
Red Delicious	(523,790)	(2,056,659)	(1,989,008)	(322,820)	(2,366,398)	(1,915,639)	(200,970)	309,739	(73,369)
Rome	(90,232)	213,598	76,158	(46,697)	13,930	21,366	(43,535)	199,669	54,792
Rome Sport	2,925	1,788	(14,300)	(1,766)	3,474	(4,236)	4,691	(1,686)	(10,064)
Spartan	(41,627)	(1,892)	6,696	(9,436)	(1,372)	4,440	(32,191)	(520)	2,256
Stayman	(3,933)	(11,368)	(5,695)	18,531	(8,265)	(3,101)	(22,464)	(3,103)	(2,594)
York	(98,213)	291,630	316,291	(2,822)	(5,623)	(5,777)	(95,391)	297,253	322,068
Other Varieties	(1,012,674)	(710,660)	(1,603,156)	(420,508)	(448,412)	(1,250,125)	(592,166)	(262,248)	(353,031)

Note: Data reported in 42-pound bushels.



Table 13: U.S. Apple Performance: Variety Detail

DECEMBER 2024	FRESH						PROCESSING					
	REMAINING HOLDINGS			MOVEMENT RATE			REMAINING HOLDINGS			MOVEMENT RATE		
NOVEMBER 2024	2024/25	2023/24	5-YR AVERAGE	2024/25	2023/24	5-YR AVERAGE	2024/25	2023/24	5-YR AVERAGE	2024/25	2023/24	5-YR AVERAGE
Total Varieties	93%	89%	89%	7%	11%	11%	101%	96%	96%	-1%	4%	4%
Ambrosia	93%	86%	88%	7%	14%	12%	94%	93%	94%	6%	7%	6%
Cortland	79%	77%	79%	21%	23%	21%	93%	102%	88%	7%	-2%	12%
Cosmic Crisp ®	106%	98%	99%	-6%	2%	1%	93%	92%	100%	7%	8%	0%
Empire	88%	96%	89%	12%	4%	11%	92%	84%	79%	8%	16%	21%
Envy ®	88%	76%	76%	12%	24%	24%	1190%	256%	256%	-1090%	-156%	-156%
Fuji	89%	92%	91%	11%	8%	9%	127%	99%	93%	-27%	1%	7%
Gala	85%	86%	88%	15%	14%	12%	116%	82%	89%	-16%	18%	11%
Golden Delicious	78%	80%	88%	22%	20%	12%	92%	93%	92%	8%	7%	8%
Granny Smith	92%	85%	87%	8%	15%	13%	96%	94%	99%	4%	6%	1%
Honeycrisp	81%	88%	85%	19%	12%	15%	96%	88%	92%	4%	12%	8%
Idared	99%	99%	102%	1%	1%	-2%	94%	110%	117%	6%	-10%	-17%
Jonathan	84%	86%	72%	16%	14%	28%	70%	72%	88%	30%	28%	12%
McIntosh	88%	93%	91%	12%	7%	9%	98%	90%	91%	2%	10%	9%
Mutsu/Crispin	94%	92%	92%	6%	8%	8%	92%	114%	104%	8%	-14%	-4%
Newtown Pippin	95%	91%	90%	5%	9%	10%	95%	91%	92%	5%	9%	8%
Pink Lady/Cripps Pink	133%	100%	100%	-33%	0%	0%	119%	113%	112%	-19%	-13%	-12%
Red Delicious	98%	90%	91%	2%	10%	9%	95%	108%	98%	5%	-8%	2%
Rome	73%	108%	110%	27%	-8%	-10%	98%	108%	102%	2%	-8%	-2%
Rome Sport	88%	110%	88%	12%	-10%	12%	136%	84%	78%	-36%	16%	22%
Spartan	94%	99%	104%	6%	1%	-4%	56%	91%	141%	44%	9%	-41%
Stayman	187%	62%	86%	-87%	38%	14%	68%	97%	98%	32%	3%	2%
York	95%	91%	89%	5%	9%	11%	94%	123%	122%	6%	-23%	-22%
Other Varieties	95%	95%	86%	5%	5%	14%	88%	94%	92%	12%	6%	8%

Note: Remaining Holdings is a cumulative metric while Movement Rate is a monthly snapshot. The first will tell you if you are ahead or behind total disposition compared to the same time last year. The second will tell you if the last month's disposition was faster or slower than the disposition in the same month the previous year.



Figure 1: U.S. Fresh Apple Exports

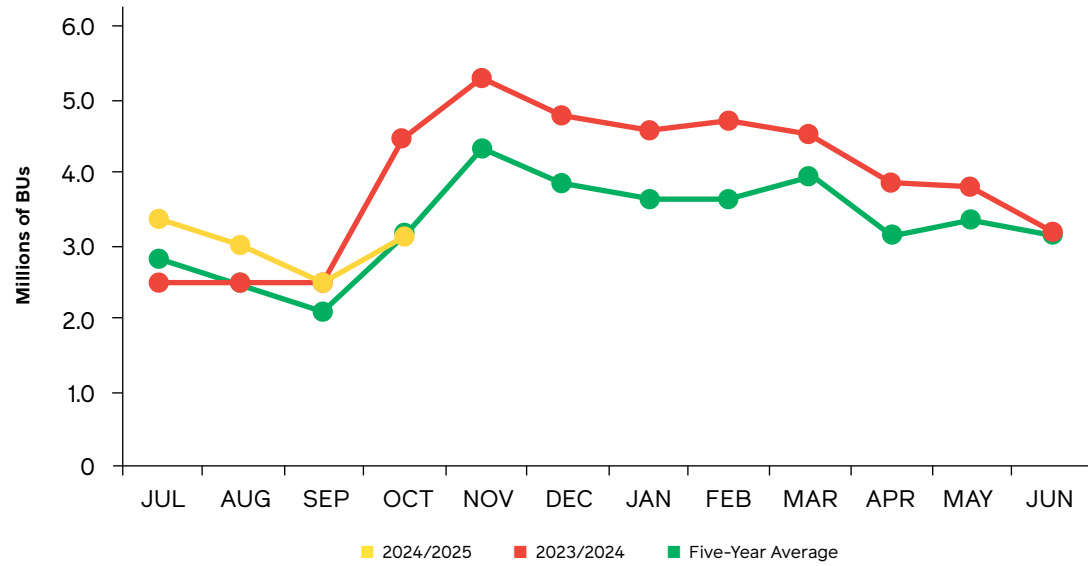


Figure 2: U.S. Fresh Apple Imports

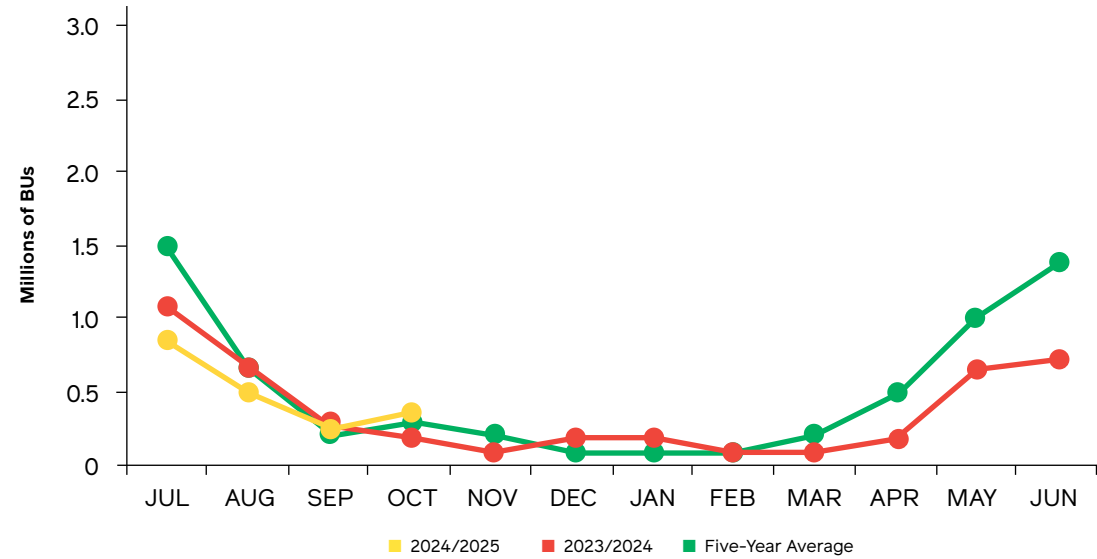


Figure 3: U.S. Fresh Apple Net Trade: Crop YTD

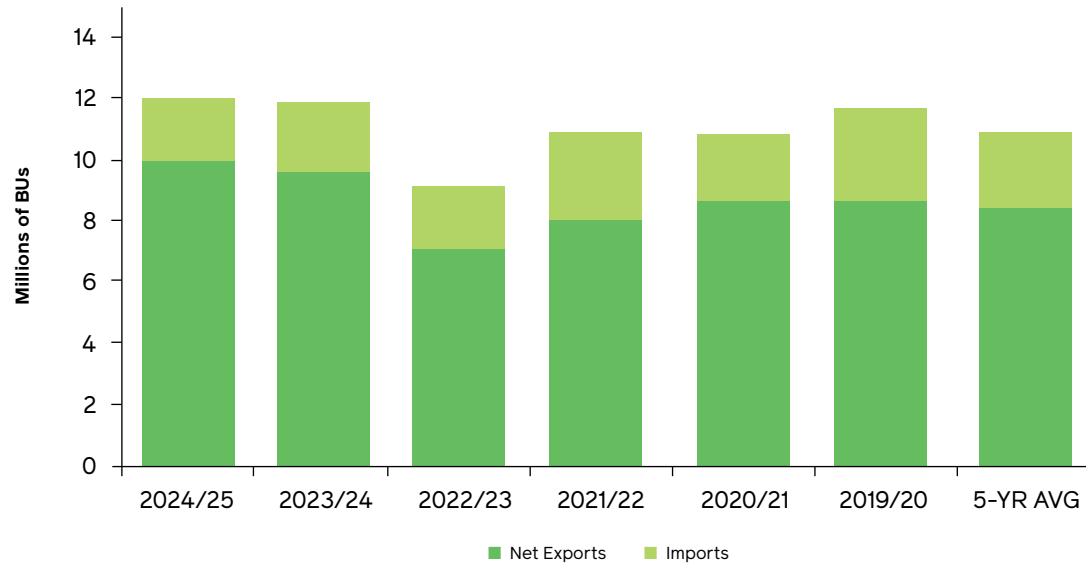
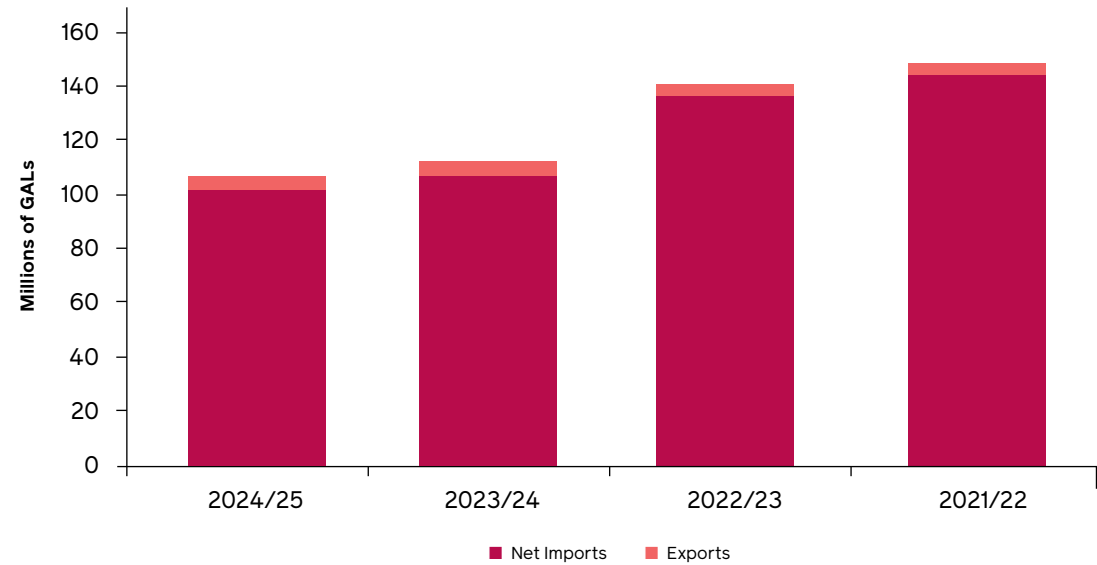


Figure 4: U.S. Apple Juice Concentrate Net Trade: Crop YTD



Sources: USDA, Foreign Agricultural Service, USApple
 Notes: Crop year data reported from July to June - data lags by two months.
 Five-year average does not include current crop year.



Table 14: European Apple Holdings: Country Summary

NOVEMBER 2024	2024/25	2023/24	5-YR AVERAGE	MOVEMENT (PRIOR MO.)
Total Europe	N/A	N/A	N/A	N/A
Austria	N/A	N/A	N/A	N/A
Belgium	N/A	N/A	N/A	N/A
Czech Republic	N/A	N/A	N/A	N/A
Denmark	N/A	N/A	N/A	N/A
France	N/A	N/A	N/A	N/A
Germany	N/A	N/A	N/A	N/A
Italy	N/A	N/A	N/A	N/A
Poland	N/A	N/A	N/A	N/A
Spain	N/A	N/A	N/A	N/A
Switzerland	N/A	N/A	N/A	N/A
The Netherlands	N/A	N/A	N/A	N/A
United Kingdom	N/A	N/A	N/A	N/A

Source: The World Apple and Pear Association
 Note: Data reported in 42-pound bushels.

DISCLAIMER

While efforts have been made to ensure the accuracy and reliability of the information contained in this report, all information in this report is provided by the U.S. Apple Association (USApple) "as-is" with no guarantee of completeness, accuracy or timeliness and without warranty of any kind expressed or implied by USApple. Use of such information is voluntary, and reliance on it should only be undertaken after an independent review of its accuracy, completeness and applicability.

© 2024 U.S. Apple Association. Reproduction in whole or in part of the material contained herein is prohibited without prior permission from USApple.

For more information, contact the author of this report, Christopher Gerlach, Director, Industry Analytics at USApple: 7600 Leesburg Pike, Suite 400 East | Falls Church, VA 22043 | 703.442.8850 | usapple.org

Table 15: European Apple Holdings: Variety Summary

OCTOBER 2024	2024/25	2023/24	5-YR AVERAGE	MOVEMENT (PRIOR MO.)
Total Varieties	N/A	N/A	N/A	N/A
Annurca	N/A	N/A	N/A	N/A
Boskoop	N/A	N/A	N/A	N/A
Braeburn	N/A	N/A	N/A	N/A
Bramley	N/A	N/A	N/A	N/A
Cameo	N/A	N/A	N/A	N/A
Cortland	N/A	N/A	N/A	N/A
Cox Orange	N/A	N/A	N/A	N/A
Cripps Pink	N/A	N/A	N/A	N/A
Elstar	N/A	N/A	N/A	N/A
Fuji	N/A	N/A	N/A	N/A
Gala	N/A	N/A	N/A	N/A
Gloster	N/A	N/A	N/A	N/A
Golden Delicious	N/A	N/A	N/A	N/A
Granny Smith	N/A	N/A	N/A	N/A
Holsteiner Cox	N/A	N/A	N/A	N/A
Idared	N/A	N/A	N/A	N/A
Jonagold	N/A	N/A	N/A	N/A
Jonagored	N/A	N/A	N/A	N/A
Jonathan	N/A	N/A	N/A	N/A
Lobo	N/A	N/A	N/A	N/A
Morgendurf/imperat	N/A	N/A	N/A	N/A
Pinova	N/A	N/A	N/A	N/A
Red Delicious	N/A	N/A	N/A	N/A
Red Jonaprince	N/A	N/A	N/A	N/A
Reinette	N/A	N/A	N/A	N/A
Shampion	N/A	N/A	N/A	N/A
Stayman	N/A	N/A	N/A	N/A
Spartan	N/A	N/A	N/A	N/A
Other Varieties	N/A	N/A	N/A	N/A

Source: The World Apple and Pear Association
 Note: Data reported in 42-pound bushels.

